GE Consumer & Industrial
Power Protection

GE YATRON 日騰
Authorized P.B / Distributor | Intelligence Makes The Dream Come True | WWW.YATRON.COM.CN

WORLDWIDE PARTNER

Redline ED.05

Modular DIN-rail devices and residential enclosures

Just feel protected

GE imagination at work

Modular DIN-rail devices and residential enclosures

Circuit Protection A
People Protection B
Add-on Devices C
Comfort Functions D
Busbars E
Enclosures F
Record Plus G
Numerical Index X

A.2 Selection table of MCB's
A.4 Technical data of MCB's
A.6 Short-circuit capacity of MCB's
A.10 Back-up protection (association) with MCB's and MCCB's
A.12 Selectivity with MCB's
A.14 Miniature Circuit Breakers - **Series G30**
A.16 Miniature Circuit Breakers - **Series G45**
A.18 Miniature Circuit Breakers - **Series G60**
A.20 Miniature Circuit Breakers - **Series EP60**
A.22 Miniature Circuit Breakers - **Series G100**
A.24 Miniature Circuit Breakers - **Series EP100**
A.26 Miniature Circuit Breakers - **Series GT10**
A.28 Miniature Circuit Breakers - **Series GT25**
A.30 Miniature Circuit Breakers for DC applications - **Series EP100 UC**
A.32 Miniature Circuit Breakers - **Series Hti**
A.36 Miniature Circuit Breakers with UL approval - **Series EP60 UL**
A.38 Miniature Circuit Breakers with UL approval - **Series EP100 UL**
A.40 Miniature Circuit Breakers with UL approval - **Series EP100 ULH**

A.42 Miniature Circuit Breakers for rail applications - **Series EP100R**
A.44 Miniature Circuit Breakers for rail applications - **Series EP100UCR**
New MCB's with ring terminals
A.46 Miniature Circuit Breakers for rail applications - **Series EP100T**
A.48 Miniature Circuit Breakers for rail applications - **Series EP100UCT**

A.50 Accessories
A.80 Dimensional drawings

New **Unibis™** - Compact MCB's
A.52 Advantages
A.56 Technical data of compact MCB's
A.60 Compact MCB's - **Series EPC 451N**
A.61 Compact MCB's - **Series EPC 61N**
A.62 Compact MCB's - **Series EPC 101N**
A.63 Compact MCB's - **Series EPC 611**
A.64 Compact MCB's - **Series EPC 45**
A.66 Compact MCB's - **Series EPC 60**
A.82 Dimensional drawings

New **Fixwell™** - Screwless MCB's
A.68 Advantages
A.72 Technical data of screwless MCB's
A.76 Screwless MCB's - **Series EPP60**
A.78 Screwless MCB's - **Series EPP100**
A.82 Dimensional drawings

GE YATRON 日騰
Authorized P.B / Distributor | Intelligence Makes The Dream Come True | WWW.YATRON.COM.CN

Selection table of MCB's

Page no.	Series	Applications	Poles	Add-on devices	Tripping charac-terestic	Rating current (A)	Short-circuit capacity (kA)
A.14	**G30**		1, 2, 3, 4	yes	B	**6 - 40**	3 5 10
				yes	C	**2 - 40**	3 5 10
A.16	**G45**		1, 2, 3, 4	yes	B	**6 - 40**	4.5 6 14
				yes	C	**2 - 40**	4.5 6 14
A.18	**G60**		1, 1+N, 2, 3, 4	yes	B	**6 - 63**	6 10(1) 20
				yes	C	**0.5 - 63**	6 10(1) 20
				yes	D	**0.5 - 63**	6 10(1) 20
A.20	**EP60**		1, 2, 3, 4	yes	K	**0.5 - 63**	6 10(1) 20
A.22	**G100**		1, 1+N, 2, 3, 4	yes	B	**6 - 63**	10(1) 15(2) 30
				yes	C	**0.5 - 63**	10(1) 15(2) 30
				yes	D	**0.5 - 63**	10(1) 15(2) 30
A.24	**EP100**		1, 2, 3, 4	yes	K	**0.5 - 63**	10 15(2) 30(2)
A.26	**GT10**		1, 2, 3, 4	yes	B	**6 - 63**	10(1) 30
				yes	C	**0.5 - 63**	10(1) 30
				yes	D	**0.5 - 63**	10(1) 30
A.28	**GT25**		1, 2, 3, 4	yes	B	**6 - 63**	15(2) 20(2) 25(2)
				yes	C	**0.5 - 63**	15(2) 20(2) 25(2)
				yes	D	**0.5 - 63**	15(2) 20(2) 25(2)
A.30	**EP100UC**		1, 2	yes	B	**6 - 63**	6 10
				yes	C	**0.5 - 63**	6 10
A.32	**Hti**		1, 2, 3, 4	yes	B	**80 -125**	10 15
				yes	C	**80 -125**	10 15
				yes	D	**80 -125**	10 15
A.36	**EP60UL**		1, 2, 3, 4	yes	B	**6 - 63**	6 6 10(1)
				yes	C	**0.5 - 63**	6 6 10(1)
				yes	D	**0.5 - 63**	6 6 10(1)
A.38	**EP100UL**		1, 2, 3, 4	yes	B	**6 - 63**	10 10 15(1)
				yes	C	**0.5 - 63**	10 10 15(1)
				yes	D	**0.5 - 63**	10 10 15(1)
A.40	**EP100ULH**		1, 2, 3	yes	B	**5 - 32**	10 15(2)
				yes	C	**0.5 - 32**	10 15(2)
				yes	D	**0.5 - 32**	10 15(2)

domestic
commercial
industrial
motor

B: 3-5 In
C: 5-10 In
D: 10-20 In
K: 8-12 In

EN/IEC 60898-1
EN/IEC 60947-2
NEMA AB1
UL 489
UL 1077

(1) Ics = 75% Icu
(2) Ics = 50% Icu

Selection table of MCB's - continued

Page no.	Series	Applications	Poles	Add-on devices	Tripping charac-terestic	Rating current (A)	Short-circuit capacity (kA)
A.42	EP100R		3	yes	B	0.5 - 63	10 / 15
				yes	C	0.5 - 63	10 / 15
A.44	EP100UCR		1,2	yes	B	2 - 63	6 / 10
				yes	C	0.5 - 63	6 / 10
				yes	K	0.5 - 63	6 / 10
A.46	EP100T		1, 2, 3, 4	yes	Z	0.5 - 63	10 / 15
				yes	B	6 - 63	10 / 15
				yes	C	0.5 - 63	10 / 15
				yes	K	0.5 - 63	10 / 15
A.48	EP100UCT		1, 2	yes	Z	0.5 - 63	6 / 10
				yes	B	6 - 63	6 / 10
				yes	C	0.5 - 63	6 / 10
				yes	K	0.5 - 63	6 / 10

Selection table of compact MCB's - Unibis™

Page no.	Series	Applications	Poles	Add-on devices	Tripping charac-terestic	Rating current (A)	Short-circuit capacity (kA)
A.60	EPC 451N		1+N(1mod)	yes	B-C	2 - 40	3 / 4.5 / 6
A.61	EPC 61N		1+N(1mod)	yes	B-C	2 - 40	6 / 7.5
A.62	EPC 101N		1+N(1mod)	yes	B-C	2 - 40	10 / 10
A.63	EPC 611		1P+1P(1mod)	yes	B-C	2 - 40	6 / 6
A.64	EPC 45		2,3,4	yes	B-C	2 - 40	4.5 / 6
A.66	EPC 60		2,3,4	yes	B-C	2 - 40	3 / 6 / 7.5

Selection table of screwless MCB's - Fixwell™

Page no.	Series	Applications	Poles	Add-on devices	Tripping charac-terestic	Rating current (A)	Short-circuit capacity (kA)
A.76	EPP60		1, 1+N, 2, 3, 3+N, 4	yes	C	2 - 40	6(1) / 10
A.78	EPP100		1, 2, 3, 3+N, 4	yes	B-C	2 - 40	10(1) / 15(2)

domestic
commercial
industrial
railways

B: 3-5 In
C: 5-10 In
K: 8-12 In
Z: 2-3 In

EN/IEC 60898-1
EN/IEC 60947-2

(1) Ics = 75% Icu
(2) Ics = 50% Icu

GE YATRON 日騰
Authorized P.B / Distributor | Intelligence Makes The Dream Come True | WWW.YATRON.COM.CN

Technical data of MCB's

Series				G30/G45	G60/EP60 K	G100/EP100 K
Standards				EN/IEC 60898-1	EN/IEC 60898-1	EN/IEC 60898-1
Tripping characteristics				B, C	B, C, D, K(2)	B, C, D, K(2)
Nominal current			A	2-40	B(6-63), C/D/K(0.5-63)	B(6-63), C/D/K(0.5-63)
Calibration temperature			°C	30	30	30
Number of poles (# mod)				1/2/3/4	1/1+N/2/3/4(2)	1/1+N/2/3/4(2)
Neutral pole protected				-	yes	yes
Nominal voltage Un	AC	1P	V	240/415	240/415	240/415
		1P+N	V	240	-	-
		2P	V	415	415	415
		3P/3P+N/4P	V	415	415	415
	DC	1P (1)	VDC	48	48	48
		2P (in series) (1)	VDC	110	110	110
Frequency			Hz	50/60	50/60	50/60
			Hz	DC: magn.trip +40%	DC: magn.trip +40%	DC: magn.trip +40%
			Hz	400: magn.trip +50%	400: magn.trip +50%	400: magn.trip +50%
Maximum service voltage Ubmax between two wires			V	250/440; 53/120 ⎓	250/440; 53/120 ⎓	250/440; 53/120 ⎓
Minimum service voltage Ubmin			V	12; 12 ⎓	12; 12 ⎓	12; 12 ⎓
Selectivity class (EN/IEC 60898-1)				3	3	3
Isolator application		EN/IEC 60947-2		yes	yes	yes
Rated insulation voltage		Pollution degree 2	V	500	500	500
		Pollution degree 3	V	440	440	440
Impulse withstand test voltage			kV	6	6	6
Insulation resistance			MΩ	10000	10000	10000
Dielectric rigidity			kV	2.5	2.5	2.5
Vibrations resistance (in x, y, z direction) (EN/IEC 77/16.3)				3g	3g	3g
Endurance		electrical at Un, In		10000	10000	10000
		mechanical		20000	20000	20000
Utilisation category (EN/IEC 60947-2)				A	A	A
Mounting position (for all devices): any except upside down				any	any	any
Incoming top or bottom				yes	yes	yes
Protection degree (outside / inside enclosure with door)				IP20/IP40	IP20/IP40	IP20/IP40
Self-extinguish degree (according to UL94)				V2	V2	V2
Tropicalisation (according to EN/IEC 60068-2 / DIN 40046)			°C/RH	+55°C/95% RH	+55°C/95% RH	+55°C/95% RH
Operating temperature			°C	-25/+55	-25/+55	-25/+55
Storage temperature			°C	-55/+55	-55/+55	-55/+55
Terminal capacity		Rigid cable min/max (top)	mm^2	1/35	1/35	1/35
		Flexible cable min*/max (top)	mm^2	0.75/25	0.75/25	0.75/25
		Rigid cable min/max (bottom)	mm^2	1/35	1/35	1/35
		Flexible cable min*/max (bottom)	mm^2	0.75/25	0.75/25	0.75/25
		(* Flexible cable 0.75/1/1.5 mm^2 with cable lug)				
		Torque	Nm	4.5	4.5	4.5
Add-on devices (side add-on)		Auxiliary contacts		yes	yes	yes
		Tele U		yes	yes	yes
		Tele L		yes	yes	yes
		Tele MP		yes	yes	yes
		PBS		yes	yes	yes
Busbar systems		Pin (top/bottom)		yes/yes	yes/yes	yes/yes
		Fork (top/bottom)		-/yes	-/yes	-/yes
Accessories				yes	yes	yes
Dimensions		(HxDxW) 86x68xW	mm/mod.	18	18	18
Weight/mod.			g	120	120	120
Package			mod.	12	12	12
Approvals				KEMA	KEMA	KEMA
CE-marking				yes	yes	yes
Page				A.14/A.16	A.18/A.20(2)	A.22/A.24(2)

(1) Preferred values of rated control supply voltage (EN/IEC 60947-2): 24V, 48V, 110V, 125V, 220V, 250V

GT10/GT25	EP100 UC	Hti	EP100 R/EP100 T	EP100 UCR/EP100 UCT
EN/IEC 60947-2	(3)	EN/IEC 60947-2	EN/IEC 60898-1	EN/IEC 60947-2[3]
3-5In/5-10In/10-20In	B, C	3-5In/5-10In/10-20In	Z, B, C, D, K[5]	Z, B, C, K[4]
0.5-63	B(6-63), C(0.5-63)	80 upto 125	B(6-63), C/D/K(0.5-63)	0.5 - 63
40	30	40	30	30
1/2/3/4	1/2/4	1/2/3/4	1/2/3/4[6]	1/2
-	-	-	yes	-
240/415	240/415	230/400	240/415	240/415
-	-	-	-	-
415	415	415	415	415
415	415	415	415	415
48	250	48	48	250
110	500	110	110	500
50/60	50/60	50/60	50/60	50/60
DC: magn.trip +40%	DC: magn.trip +40%	DC: magn.trip +40%	DC: magn.trip +40%	DC: magn.trip +40%
400: magn.trip +50%	400: magn.trip +50%	400: magn.trip +50%	400: magn.trip +50%	400: magn.trip +50%
250/440; 53/120 ⎓	250/440; 250/440 ⎓	250/440; 53/120 ⎓	250/440; 53/120 ⎓	250/440; 250/440 ⎓
12; 12 ⎓	12; 12 ⎓	12; 12 ⎓	12; 12 ⎓	12; 12 ⎓
-	3	-	3	3
yes	yes	yes	yes	yes
500	500	500	500	500
440	440	440	440	440
6	6	6	6	6
10000	10000	10000	10000	10000
2.5	2.5	2.5	2.5	2.5
3g	5g	3g	3g	5g
4000	1000	4000	10000	1000
20000	20000	20000	20000	20000
A	A	A	A	A
any	any	any	any	any
yes	follow polarity	yes	yes	follow polarity
IP20/IP40	IP20/IP40	IP20/IP40	IP20/IP40	IP20/IP40
V2	V2	V2	V2	V2
+55°C/95% RH	+55°C/95% RH	+55°C/95% RH	+55°C/95% RH	+55°C/95% RH
-25/+55	-25/+55	-25/+55	-25/+55	-25/+55
-55/+55	-55/+55	-55/+55	-55/+55	-55/+55
1/35	1/35	70	1/35	1/35
0.75/25	0.75/25	-	0.75/25	0.75/25
1/35	1/35	70	1/35	1/35
0.75/25	0.75/25	-	0.75/25	0.75/25
4.5	4.5	5	4.5	4.5
yes	yes	yes	yes	yes
yes	yes	-	yes	yes
yes	yes	yes	yes	yes
yes	yes	-	yes	yes
yes	yes	yes	yes	yes
yes/yes	yes/yes	-	yes/yes	yes/yes
-/yes	yes/yes	-	-/yes	yes/yes
yes	yes	-	yes	yes
18	18	27	18	18
120	125	210	120	125
12	12	1/4/8	12	12
-	-	-	KEMA	-
yes	yes	yes	yes	yes
A.26/A.28	A.30	A.32	A.42/A.46	A.44/A.48

(2) Motor lines application
no I+N execution in K curve
EP60K in page A.21
EP100K in page A.25

(3) EN/IEC 60898-2 and VDE 0641-2/3
(4) For EP100 UCR no K curve
(5) For EP100 R only B-C curves
(6) For EP100 R only 3

GE YATRON 日騰
Authorized P.B / Distributor | Intelligence Makes The Dream Come True | WWW.YATRON.COM.CN

Short-circuit capacity of MCB's

Series				G30	G45	G60/EP60 K
Short-circuit capacity AC			(kA)			
EN/IEC 60898-1	**Icn**	1P	230/400V	3	4.5	6
		1P+N	230V	3	4.5	6
		2P	230/400V	3	4.5	6
		3P/3P+N/4P	230/400V	3	4.5	6
	Ics (service)			100% Icn	100% Icn	100% Icn
EN/IEC 60947-2	**Icu** (ultimate)	1P	127V	-	-	20
			240V	5	6	10
			415V	3	3	3
		1P+N/2P	127V	-	15	30
			240	10	10	20
		2P	415V	5	6	10
		3P, 4P	240V	10	10	20
			415V	5	6	10
			440V	-	-	6
	Ics (service)			75% Icu	75% Icu	75% Icu
	NEMA AB1 (120/240V)			10	14	20
Short-circuit capacity DC			(kA)			
EN/IEC 60947-2	**Icu** (ultimate)	1P	≤60V ⎓	-	-	20
			≤220V ⎓	-	-	-
		2P	≤125V ⎓	-	-	25
			≤440V ⎓	-	-	-
	Ics (service)			-	-	100% Icu
Page				A.14	A.16	A.18/A.20

Characteristics according to EN/IEC 60898-1

Miniature Circuit Breakers (MCB) are intended for the protection of wiring installations against both overloads and short-circuits in domestic or commercial wiring installations where operation is possible by uninstructed people.

Tripping characteristic curves (EN/IEC 60898-1)

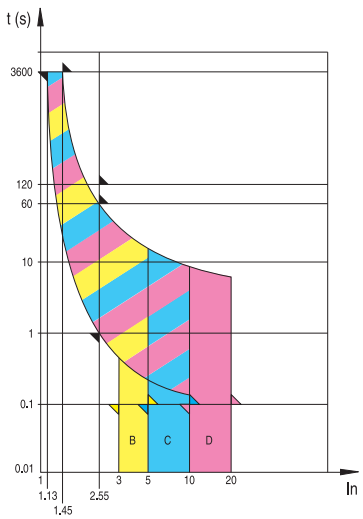

Magnetic release

An electromagnet with plunger ensures instantaneous tripping in the event of short-circuit. The standard distinguishes three different types, following the current for instantaneous release: type B,C,D.

Icn (A)	Test current	Tripping time	Applications
B	3 x In 5 x In	0.1 < t < 45s (In ≤ 32A) 0.1 < t < 90s (In > 32A) t < 0.1s	Only for resistive loads such as: - electrical heating - water heater - stoves
C	5 x In 10 x In	0.1 < t < 15s (In ≤ 32A) 0.1 < t < 30s (In > 32A) t < 0.1s	Usual loads such as: - lighting - socket-outlets - small motors
D	10 x In 20 x In	0.1 < t < 4s(1) (In ≤ 32A) 0.1 < t < 8s (In > 32A) t < 0.1s	Control and protection of circuits having important transient inrush currents

(1) if In ≤ 10A, t < 8s

Thermal release

The release is initiated by a bimetal strip in case of overload. The standard defines the range of releases for specific overload values.
Reference ambient temperature is 30°C.

Test current	Tripping time
1.13 x In	t ≥ 1h (In ≤ 63A) t ≥ 2h (In > 63A)
1.45 x In	t < 1h (In ≤ 63A) t < 2h (In > 63A)
2.55 x In	1s < t < 60s (In ≤ 32A) 1 s < t < 120s (In > 32A)

G100/EP100 K EP100 T/EP100 R	GT10	GT25	EP100 UC/ EP100 UCR	Hti
10	-	-	6 (220VDC)(2)	-
10	-	-	-	-
10	-	-	6 (440VDC)(3)	-
10	-	-	-	-
75% Icn	-	-	100% Icn	-
30	25	50	-	-
15	10	50/25/20/15(1)	6(5)	B/C 10; D 7.5
4	-	-	-	4.5
40	30	-	-	-
30	20	50/50/40/30(1)	-	B/C 15
15	10	50/25/20/15(1)	6(5)	B/C 10; D 7.5
30	20	50/50/40/30(1)	-	B/C 15
15	10	50/25/20/15(1)	-	B/C 10; D 7.5
10	-	50/20/15/10(1)	-	-
50% Icu	75% Icu	50% Icu	-	100% Icu
30	30	-	-	-
25	20	25	-	10
-	-	-	10(4)	-
30	25	30	20(4)	15
-	-	-	10(4)	-
100% Icu	100% Icu	100% Icu	-	100% Icu
A.22/A.24/A.42/A.46	A.26	A.28	A.30/A.44	A.32

(1) 0.5-4A/6-25A/32-40A/50-63A
(2) 10 (125VDC)
(3) 10 (250VDC)
(4) T = 4ms
(5) 4.5kA for 50A & 63A

Characteristics according to EN/IEC 60947-2

Magnetic release
An electromagnet with plunger ensures instantaneous tripping in the event of short-circuit. The standard leaves the calibration of magnetic release to the manufacturer's discretion.

GE offers instantaneous tripping ranges:
- B: 4 In
- C: 8.5 In (7.5 In for 63A)
- D and M: 14 In
- K: 10 In (6 In ≥ 2 s.)

Thermal release
The release is initiated by a bimetal strip in case of overload. The standard defines the range of releases for two special overload values.
Reference ambient temperature is:
- 40°C for GT10 and GT25
- 50°C for G60 and G100, except for K: 45°C

Test current B - C - D	Test current K	Tripping time
1.05 x In	1.13 x In	t ≥ 1h (In ≤ 63A) t ≥ 2h (In > 63A)
1.30 x In	1.45 x In	t < 1h (In ≤ 63A) t < 2h (In > 63A)

Tripping characteristic curves (EN/IEC 60947-2)

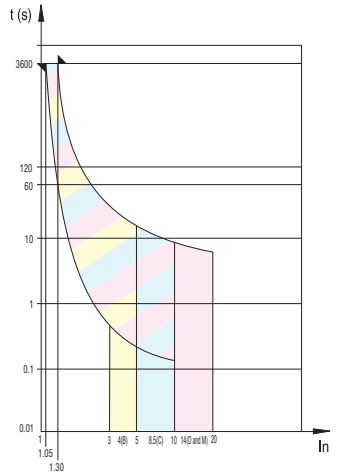

Curve K (EN/IEC 60947-2) versus B,C,D (EN/IEC 60898-1)

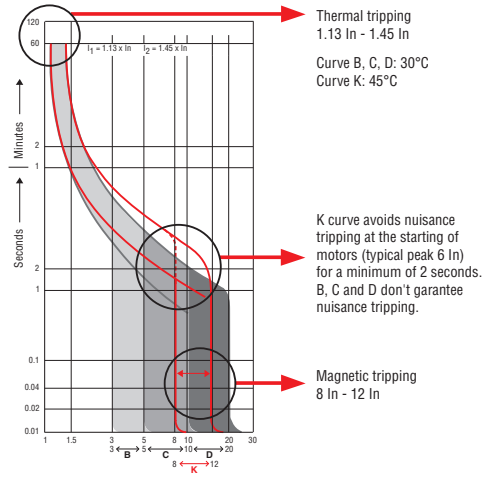

GE YATRON 日騰
Authorized P.B / Distributor | Intelligence Makes The Dream Come True | WWW.YATRON.COM.CN

Technical data of MCB's

Series			EP60 UL	EP100 UL	EP100 ULH
Standards UL 1077 (recognized) & CSA C22.2			yes	yes	-
Standards UL 489 (listed)			-	-	yes
UL file			E151139	E151139	E256870
CSA file			235-04	235-04	-
Nominal voltage acc. UL & CSA		1P	277VAC/50VDC	277VAC/50VDC	120VAC/50VDC
		2P	480VAC/110VDC	480VAC/110VDC	240VAC/110VDC
		3P	480VAC/110VDC	480VAC/110VDC	240VAC/110VDC
		4P	480VAC/110VDC	480VAC/110VDC	-
Reference temperature		°C	25	25	25
Terminal capacity		60/75°C	14-4 AWG	14-4 AWG	14-8 AWG
Torque		N.m/lbs.in	2.5/22.5	2.5/22.5	2.5/22.5
Standards EN/IEC 60947-2			yes	yes	yes
Tripping characteristics			B,C,D	B,C,D	B,C,D
Nominal current		A	B 6-63, C/D 0.5-63	B 6-63, C/D 0.5-63	B 5-32, C/D 0.5-32
Calibration temperature		°C	50	50	50
Number of poles			1/2/3/4	1/2/3/4	1/2/3
Number of modules			1,2,3,4	1,2,3,4	1,2,3
Nominal voltage Un					
AC	1P	V	230/400	230/400	230/400
	1P+N	V	-	-	-
	2P	V	400	400	400
	3P	V	400	400	400
	3P+N/4P	V	400	400	400
DC	1P (1)	VDC	48	48	48
	2P (in series) (1)	VDC	110	110	110
Frequency		Hz	50/60	50/60	50/60
Maximum service voltage Ubmax between two wires		V	250/440; 53/120 ⎓	250/440; 53/120 ⎓	250/440; 53/120 ⎓
Minimum service voltage Ubmin		V	12 and 12 ⎓	12 and 12 ⎓	12 and 12 ⎓
Selectivity class (EN/IEC 60898)			3	3	3
Isolator application	EN/IEC 60947-2		yes	yes	yes
Rated insulation voltage	Pollution degree 2	V	500	500	500
	Pollution degree 3	V	440	440	440
Impulse withstand test voltage		kV	6	6	6
Insulation resistance		MΩ	10000	10000	10000
Dielectric rigidity		kV	2.5	2.5	2.5
Mounting position			Any	Any	Any
Incoming top or bottom			Any	Any	Any
Vibrations resistance (in x, y, z direction) (EN/IEC 77/16.3)			3g	3g	3g
Endurance	electrical at Un, In		10000	10000	10000
	mechanical		20000	20000	20000
Utilisation category (EN/IEC 60947-2)			A	A	A
Protection distance (EN/IEC 60947-2)		mm	12	12	12
Protection degree (outside / inside enclosure with door)			IP20/IP40	IP20/IP40	IP20/IP40
Self-extinguish degree (according to UL94)			V0	V0	V0
Tropicalisation (according to EN/IEC 60068-2 / DIN 40046)		°C/RH	+55°C / 95%RH	+55°C / 95%RH	+55°C / 95%RH
Operating temperature		°C	-25/+55	-25/+55	-25/+55
Storage temperature		°C	-55/+55	-55/+55	-55/+55
Terminal capacity					
	Rigid cable min/max (top)	mm^2	1/35	1/35	1/35
	Flexible cable min*/max (top)	mm^2	0.75/25	0.75/25	0.75/25
	Rigid cable min/max (bottom)	mm^2	1/35	1/35	1/35
	Flexible cable min*/max (bottom)	mm^2	0.75/25	0.75/25	0.75/25
	(* Flexible cable 0.75/1/1.5 mm^2 with cable lug)				
	Torque	Nm	max 4.5	max 4.5	max 4.5
Add-on devices (side add-on)	Auxiliary contacts		yes	yes	yes
	Tele L		yes	yes	yes
	Tele MP		yes	yes	yes
Dimensions (HxDxW) 86x68xW (2)		mm/mod.	18	18	18
Weight/mod.		g	125	125	130
Package		mod.	see page A.37	see page A.39	see page A.41
Approvals			UL/CSA/VDE	UL/CSA/VDE	UL
CE-marking			yes	yes	yes
Page			A.36	A.38	A.40

(1) Preferred values of rated control supply voltage (EN/IEC 60947-2): 24VDC, 48VDC, 110VDC, 125VDC, 220VDC, 250VDC
(2) EP100ULH executions 2P & 3P: H = 116 mm

Short-circuit capacity of MCB's

Series			EP60 UL	EP100 UL	EP100 ULH
Interrupting capacity acc. to		kA	UL1077	UL1077	UL489
UL	1P	277VAC	6	10	-
	2P/3P/4P	480VAC	6	10	-
	1P	120VAC	6	10	10
	2P/3P	240VAC	6	10	10
	1P	50VDC	6	10	10
	2P	110VDC	6	10	10
Short-circuit capacity AC					
EN/IEC 60947-2	Icu (ultimate)	kA			
	1 P	127 V	20	30	30
		240V	10	15	15
		415 V	3	4	4
	1+N /2P	127 V	30	40	40
		240 V	20	30	30
	2 P	415 V	10	15	15
	3/3+N/4P	240 V	20	30	30
		415 V	10	15	15
		440 V	6	10	10
	Ics (service)		75% Icu	50% Icu	50% Icu
Short-circuit capacity DC					
EN/IEC 60947-2	Icu (ultimate)	kA			
	1 P	≤ 60 V ⎓	20	25	25
		≤ 220 V ⎓	-	-	-
	2 P	≤ 125 V ⎓	25	30	30
		≤ 440 V ⎓	-	-	-
	Ics (service)		100%Icu	100%Icu	10%Icu
Page			A.36	A.38	A.40

Characteristics according to EN/IEC 60947-2

Magnetic release
An electromagnet with plunger ensures instantaneous tripping in the event of short-circuit. The standard leaves the calibration of magnetic release to the manufacturer's discretion.

GE offers instantaneous tripping ranges:
- B: 4 In
- C: 8.5 In (7.5 In for 63A)
- D: 14 In

Thermal release
The release is initiated by a bimetal strip in case of overload. The standard defines the range of releases for two special overload values.
Reference ambient temperature is 50°C

Test current B - C - D	Tripping time
1.05 x In	t ≥ 1h (In ≤ 63A) t ≥ 2h (In > 63A)
1.30 x In	t < 1h (In ≤ 63A) t < 2h (In > 63A)

Tripping characteristic curves (EN/IEC 60947-2)

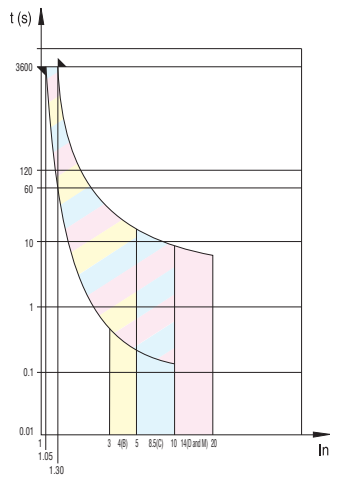

GE YATRON 日騰
Authorized P.B / Distributor | Intelligence Makes The Dream Come True | WWW.YATRON.COM.CN

Back-up protection (association)

Downstream: MCB's - Upstream: MCB's

Redline / Downstream MCB		Redline					U 230V
		Upstream MCB (kA)					
Types		G60 & EPP60	G100 & EPP100	GT25	GT25	GT25	Hti
	In (A)	0.5-63	0.5-63	< 32	32-40	50-63	80-125
EPC 451N - EPC45	2-40	22	25	25	25	25	-
EPC 61N - EPC60	2-10	25	30	30	30	30	-
	16-20	25	30	30	30	30	-
	25-40	25	30	30	30	30	-
EPC 101N	2-10	25	30	30	30	30	-
	16-20	25	30	30	30	30	-
	25-40	25	30	30	30	30	-
DM60	4-10	15	15	15	15	15	-
	16-20	15	15	15	15	15	-
	25-40	15	15	15	15	15	
DM100	4-10	15	15	15	15	15	-
	16-20	15	20	20	20	20	
	25-40	15	20	22	22	22	-
G45	6-40	15	20	22	22	22	16
G60	0,5-63	-	20	22	22	22	-
G100	0,5-63	-	-	50	35	30	-

Record Plus™ MCCB's at 220/240V AC

Downstream \ Upstream	Icu	MCCB's Record Plus™																										
		FD63/160C	FD63/160E	FD63/160S	FD63/160N	FD63/160H	FD63/160L	FE160N	FE160H	FE160L	FE150V	FE250N	FE250H	FE250L	FG400N	FG400H	FG400L	FG630N	FG630H	FG630L	FK800N	FK800H	FK800L	FK1250N	FK1250H	FK1250L	FK1600N	FK1600H
	In (kA)	25	40	50	85	100	200	85	100	200	65	85	100	200	85	100	200	85	100	200	80	100	170	80	100	170	80	100
		Icu of the combination (kA)																										
Redline																												
EPC 451N / EPC 45	6	15	18	18	18	18	18	15	15	15	12	12	12	12	-	-	-	-	-	-	-	-	-	-	-	-	-	-
DP45	6	15	18	22	22	22	22	18	18	18	15	15	15	15	-	-	-	-	-	-	-	-	-	-	-	-	-	-
EPC 61N / EPC 60	7.5	16	20	23	23	23	23	20	20	20	16	16	16	16														
DP(A) 60	10	22	25	30	36	85	85	36	85	85	30	36	65	65	16	16	16	14	14	14	-	-	-	-	-	-	-	-
DPE100 / EPC 101N	10	18	22	25	25	25	25	22	22	22	18	18	18	18														
DP(A)100 & DPT 100	15	25	36	42	50	100	100	42	100	100	30	36	65	65	18	18	18	16	16	16								
G60 & EPP60	20	25	36	42	50	100	100	50	100	100	36	42	85	85	22	22	22	18	18	18	-	-	-	-	-	-	-	-
G100 & EPP100	30	-	42	50	65	100	100	65	100	100	42	50	85	85	-	-	-	-	-	-	-	-	-	-	-	-	-	-
GT25 ≤25A	50	-	-	-	65	100	100	65	100	100	-	65	100	100	-	-	-	-	-	-	-	-	-	-	-	-	-	-
GT25, 32 & 40A	40	-	-	50	65	100	100	65	100	100	42	50	85	85	-	-	-	-	-	-	-	-	-	-	-	-	-	-
GT25, 50 & 63A	30	-	42	50	65	100	100	65	100	100	42	50	85	85	-	-	-	-	-	-	-	-	-	-	-	-	-	-
Series Hti	15	22	36	42	50	100	100	50	100	100	36	42	80	80	-	-	-	-	-	-	-	-	-	-	-	-	-	-
Series S90	25	-	36	42	85	100	100	85	100	100	36	50	85	85	-	-	-	-	-	-	-	-	-	-	-	-	-	-
Surion																												
GPS1BS ≤16A	100	-	-	-	-	-	150	-	-	150	-	-	-	150	-	-	-	-	-	-	-	-	-	-	-	-	-	-
GPS1BS >16A	50	-	-	-	85	100	150	-	100	150	-	-	100	150	-	-	-	-	-	-	-	-	-	-	-	-	-	-
GPS1BH all	100	-	-	-	-	-	150	-	-	150	-	-	-	150	-	-	-	-	-	-	-	-	-	-	-	-	-	-
GPS2BS ≤16A	100	-	-	-	-	-	150	-	-	150	-	-	-	150	-	-	-	-	-	-	-	-	-	-	-	-	-	-
GPS2BS >16A	50	-	-	-	85	100	150	-	100	150	-	-	100	150	-	-	-	-	-	-	-	-	-	-	-	-	-	-
GPS2BH all	100	-	-	-	-	-	150	-	-	150	-	-	-	150	-	-	-	-	-	-	-	-	-	-	-	-	-	-
Record Plus™																												
FD63/160C	18	-	30	36	42	50	65	42	50	65	36	42	50	65	42	50	65	42	50	65	-	-	-	-	-	-	-	-
FD63/160E	36	-	-	50	65	85	100	65	85	100	50	65	85	100	65	85	100	65	85	100	-	-	-	-	-	-	-	-
FD63/160S	50	-	-	-	-	85	100	-	85	100	-	-	85	100	-	85	100	-	85	100	-	-	-	-	-	-	-	-
FD63/160N	85	-	-	-	-	100	200	-	100	200	-	-	100	200	-	100	200	-	100	200	80	100	150	80	100	150	80	100
FD63/160H	100	-	-	-	-	-	200	-	-	200	-	-	-	200	-	-	200	-	-	200	-	100	150	-	100	150	-	100
FE160N	85	-	-	-	-	-	-	-	100	200	-	-	100	200	-	100	200	-	100	200	80	100	150	80	100	150	80	100
FE160H	100	-	-	-	-	-	-	-	-	200	-	-	-	200	-	-	200	-	-	200	-	100	150	-	100	150	-	100
FE250N	85	-	-	-	-	-	-	-	-	-	-	-	100	200	-	100	200	-	100	200	80	100	150	80	100	150	80	100
FE250H	100	-	-	-	-	-	-	-	-	-	-	-	-	200	-	-	200	-	-	200	-	100	150	-	100	150	-	100
FG400N	85	-	-	-	-	-	-	-	-	-	-	-	-	-	-	100	200	-	100	200	80	100	150	80	100	150	80	100
FG400H	100	-	-	-	-	-	-	-	-	-	-	-	-	-	-	-	200	-	-	200	-	100	150	-	100	150	-	100
FG630N	85	-	-	-	-	-	-	-	-	-	-	-	-	-	-	-	-	-	100	200	80	100	150	80	100	150	80	100
FG630H	100	-	-	-	-	-	-	-	-	-	-	-	-	-	-	-	-	-	-	200	-	100	150	-	100	150	-	100
FK800N	80	-	-	-	-	-	-	-	-	-	-	-	-	-	-	-	-	-	-	-	80	100	150	80	100	150	80	100
FK800H	100	-	-	-	-	-	-	-	-	-	-	-	-	-	-	-	-	-	-	-	-	100	170	-	100	170	-	100
FK1250N	80	-	-	-	-	-	-	-	-	-	-	-	-	-	-	-	-	-	-	-	80	100	170	80	100	170	80	100
FK1250H	100	-	-	-	-	-	-	-	-	-	-	-	-	-	-	-	-	-	-	-	-	100	170	-	100	170	-	100

Record Plus™ MCCB's at 400/415V AC

Upstream / Downstream		MCCB's Record Plus™																										
	Icu	FD63/160C	FD63/160E	FD63/160S	FD63/160N	FD63/160H	FD63/160L	FE160N	FE160H	FE160L	FE250V	FE250N	FE250H	FE250L	FG400N	FG400H	FG400L	FG630N	FG630H	FG630L	FK800N	FK800H	FK800L	FK1250N	FK1250H	FK1250L	FK1600N	FK1600H
	In (kA)	18	25	36	50	80	150	50	80	150	36	50	80	150	50	80	150	50	80	150	50	80	100	50	80	100	50	80
		Icu of the combination (kA)																										
Redline																												
EPC 452, 453 & 454	**6**	15	18	22	25	30	36	25	30	36	18	22	25	30	12	12	12	10	10	10	-	-	-	-	-	-	-	-
EPC60	**7.5**	16	20	23	25	34	40	28	34	40	20	25	30	32	15	15	15	10	10	10								
G60	**10**	18	22	25	30	36	42	30	36	42	22	30	36	36	16	16	16	12	12	12	-	-	-	-	-	-	-	-
G100	**15**	18	25	30	36	42	50	36	42	50	25	30	36	36	22	22	22	16	16	16	-	-	-	-	-	-	-	-
GT25 ≤25A	**25**	-	-	36	42	50	65	42	50	65	-	36	42	42	-	-	-	-	-	-	-	-	-	-	-	-	-	-
GT25, 32 & 40A	**20**	-	-	30	36	42	50	36	42	50	-	36	42	42	-	-	-	-	-	-	-	-	-	-	-	-	-	-
GT25, 50 & 63A	**15**	18	25	30	36	42	50	36	42	50	25	30	36	36	-	-	-	-	-	-	-	-	-	-	-	-	-	-
Series Hti	**10**	15	18	25	30	36	42	30	36	42	18	30	36	36	-	-	-	-	-	-	-	-	-	-	-	-	-	-
Series S90	**15**	18	25	30	36	42	50	36	42	50	25	36	42	42	-	-	-	-	-	-	-	-	-	-	-	-	-	-
Surion																												
GPS1B/MS ≤10A	**100**	-	-	-	-	-	150	-	-	150	-	-	-	150	-	-	-	-	-	-	-	-	-	-	-	-	-	-
GPS1B/MS 12.5A	**50**	-	-	-	-	80	150	-	80	150	-	-	80	150	-	-	-	-	-	-	-	-	-	-	-	-	-	-
GPS1B/MS ≥16A	**25**	-	-	-	42	50	65	42	50	65	-	42	50	65	-	-	-	-	-	-	-	-	-	-	-	-	-	-
GPS1B/MH ≤12.5A	**100**	-	-	-	-	-	150	-	-	150	-	-	-	150	-	-	-	-	-	-	-	-	-	-	-	-	-	-
GPS1B/MH >12.5A	**50**	-	-	-	-	80	150	-	80	150	-	-	80	150	-	-	-	-	-	-	-	-	-	-	-	-	-	-
GPS2B/MS 10A	**100**	-	-	-	-	-	150	-	-	150	-	-	-	150	-	-	-	-	-	-	-	-	-	-	-	-	-	-
GPS2B/MS >10A	**25**	-	-	-	42	50	65	42	50	65	-	42	50	65	-	-	-	-	-	-	-	-	-	-	-	-	-	-
GPS2B/MH 10A	**100**	-	-	-	-	-	150	-	-	150	-	-	-	150	-	-	-	-	-	-	-	-	-	-	-	-	-	-
GPS2B/MH >10A	**50**	-	-	-	-	80	150	-	80	150	-	-	80	150	-	-	-	-	-	-	-	-	-	-	-	-	-	-
Record Plus™																												
FD63/160C	**18**	-	22	25	30	36	42	30	36	42	22	30	36	42	30	36	42	30	36	42	-	-	-	-	-	-	-	-
FD63/160E	**25**	-	-	30	36	42	50	36	42	50	-	36	42	50	36	42	50	36	42	50	-	-	-	-	-	-	-	-
FD63/160S	**36**	-	-	-	42	50	65	42	50	65	-	42	50	65	42	50	65	42	50	65	-	-	-	-	-	-	-	-
FD63/160N	**50**	-	-	-	-	80	150	-	80	150	-	-	80	150	-	80	150	-	80	150	-	80	100	-	80	100	-	80
FD63/160H	**80**	-	-	-	-	-	150	-	-	150	-	-	-	150	-	-	150	-	-	150	-	-	100	-	-	100	-	-
FE160N	**50**	-	-	-	-	-	-	-	80	150	-	-	80	150	-	80	150	-	80	150	-	80	100	-	80	100	-	80
FE160H	**80**	-	-	-	-	-	-	-	-	150	-	-	-	150	-	-	150	-	-	150	-	-	100	-	-	100	-	-
FE250N	**50**	-	-	-	-	-	-	-	-	-	-	-	80	150	-	80	150	-	80	150	-	80	100	-	80	100	-	80
FE250H	**80**	-	-	-	-	-	-	-	-	-	-	-	-	150	-	-	150	-	-	150	-	-	100	-	-	100	-	-
FG400N	**50**	-	-	-	-	-	-	-	-	-	-	-	-	-	-	80	150	-	80	150	-	80	100	-	80	100	-	80
FG400H	**80**	-	-	-	-	-	-	-	-	-	-	-	-	-	-	-	150	-	-	150	-	-	100	-	-	100	-	-
FG630N	**50**	-	-	-	-	-	-	-	-	-	-	-	-	-	-	-	-	-	80	150	-	80	100	-	80	100	-	80
FG630H	**80**	-	-	-	-	-	-	-	-	-	-	-	-	-	-	-	-	-	-	150	-	-	100	-	-	100	-	-
FK800N	**50**	-	-	-	-	-	-	-	-	-	-	-	-	-	-	-	-	-	-	-	-	80	100	-	80	100	-	80
FK800H	**80**	-	-	-	-	-	-	-	-	-	-	-	-	-	-	-	-	-	-	-	-	-	100	-	-	100	-	-
FK1250N	**50**	-	-	-	-	-	-	-	-	-	-	-	-	-	-	-	-	-	-	-	-	80	100	-	80	100	-	80
FK1250H	**80**	-	-	-	-	-	-	-	-	-	-	-	-	-	-	-	-	-	-	-	-	-	100	-	-	100	-	-

GE YATRON 日騰
Authorized P.B / Distributor | Intelligence Makes The Dream Come True | WWW.YATRON.COM.CN

Selectivity

Record Plus™ MCCB's

Upstream / Downstream	In (A)	MCCB's Record Plus™																	
		FDC & FDE 63/160 LTM						FDS 63/160 LTMD						FDN, H & L 63/160 LTMD					
		40	50	63	80	100	125 160	40	50	63	80	100	125 160	40	50	63	80	100	125 160
		Selectivity limit (kA)[1]																	
Redline EPC45 B/C curve	≤16	0.6	2.5	T	T	T	T	T	T	T	T	T	T	T	T	T	T	T	T
	20	0.6	2.5	3	T	T	T	3.5	T	T	T	T	T	3.5	T	T	T	T	T
	25	-	0.8	1.2	T	T	T	1.6	3.5	T	T	T	T	1.6	3.5	T	T	T	T
	32	-	-	1.2	3	T	T	-	-	T	T	T	T	-	-	T	T	T	T
	40	-	-	-	3	4	T	-	-	-	T	T	T	-	-	-	T	T	T
Redline EPC60 & DME60 B/C curve	≥16	0.6	2.5	6	6	T	T	T	T	T	T	T	T	T	T	T	T	T	T
	20	0.6	2.5	3	6	T	T	3.5	T	T	T	T	T	3.5	T	T	T	T	T
	25	-	0.8	1.2	6	6	T	1.6	3.5	T	T	T	T	1.6	3.5	T	T	T	T
	32	-	-	1.2	3	6	T	-	-	T	T	T	T	-	-	T	T	T	T
	40	-	-	-	3	4	6	-	-	-	T	T	T	-	-	-	T	T	T
Redline DM60 DME100 B/C curve	≤16	0.6	2.5	6	6	T	T	T	T	T	T	T	T	T	T	T	T	T	T
	20	0.6	2.5	3	6	8	T	3.5	T	T	T	T	T	3.5	T	T	T	T	T
	25	-	0.8	1.2	6	6	T	1.6	3.5	T	T	T	T	1.6	3.5	T	T	T	T
	32	-	-	1.2	3	6	8	-	-	10	T	T	T	-	-	10	T	T	T
	40	-	-	-	3	4	6	-	-	-	T	T	T	-	-	-	T	T	T
	50	-	-	-	1.2	1.5	6	-	-	-	3.5	T	T	-	-	-	3.5	T	T
	63	-	-	-	-	1.5	2	-	-	-	-	8	T	-	-	-	-	8	T
Redline G60 EPC 101N DM100 B/C curve	≤16	0.6	2.5	6	6	10	T	10	10	T	T	T	T	10	10	T	T	T	T
	20	0.6	2.5	3	6	8	T	3.5	10	T	T	T	T	3.5	10	T	T	T	T
	25	-	0.8	1.2	6	6	T	1.6	3.5	T	T	T	T	1.6	3.5	T	T	T	T
	32	-	-	1.2	3	6	8	-	-	10	10	T	T	-	-	10	10	T	T
	40	-	-	-	3	4	6	-	-	-	10	T	T	-	-	-	10	T	T
	50	-	-	-	1.2	1.5	6	-	-	-	3.5	10	T	-	-	-	3.5	10	T
	63	-	-	-	-	1.5	2	-	-	-	-	8	T	-	-	-	-	8	T
Redline G100 GT25 B/C curve	≤16	0.6	2.5	6	6	10	T	10	10	T	T	T	T	10	10	T	T	T	T
	20	0.6	2.5	3	6	8	T	3.5	10	T	T	T	T	3.5	10	T	T	T	T
	25	-	0.8	1.2	6	6	T	1.6	3.5	15	T	T	T	1.6	3.5	15	T	T	T
	32	-	-	1.2	3	6	8	-	-	6	10	T	T	-	-	6	10	T	T
	40	-	-	-	3	4	6	-	-	-	10	15	T	-	-	-	10	15	T
	50	-	-	-	1.2	1.5	6	-	-	-	3.5	10	T	-	-	-	3.5	10	T
	63	-	-	-	-	1.5	2	-	-	-	-	8	T	-	-	-	-	8	T
Hti C curve	80	-	-	-	-	-	1.9	-	-	-	-	-	2.5	-	-	-	-	-	2.5
	100	-	-	-	-	-	1.9	-	-	-	-	-	2.5	-	-	-	-	-	2.5
S90 C curve	≤25	-	0.8	0.9	1.2	1.5	1.9	-	1	1.2	15	15	15	-	1	1.2	15	15	15
	32	-	-	0.9	1.2	1.5	1.9	-	-	1.2	15	15	15	-	-	1.2	15	15	15
	40	-	-	-	1.2	1.5	1.9	-	-	-	15	15	15	-	-	-	15	15	15
	50	-	-	-	1.2	1.5	1.9	-	-	-	15	15	15	-	-	-	15	15	15
	63	-	-	-	-	1.5	1.9	-	-	-	-	15	15	-	-	-	-	15	15
	80	-	-	-	-	-	1.9	-	-	-	-	-	15	-	-	-	-	-	15
	100	-	-	-	-	-	-	-	-	-	-	-	15	-	-	-	-	-	15
Surion GPS1BS & GPS1MS GPS2BS & GPS2MS	≤20	0.6	2.5	6	6	10	T	10	10	T	T	T	T	10	10	T	T	T	T
	25	-	1	1.2	6	6	T	-	3.5	15	15	T	T	-	3.5	15	15	T	T
	32	-	-	1.2	3	6	10	-	-	6	6	T	T	-	-	6	6	T	T
	40	-	-	-	3	4	6	-	-	-	6	T	T	-	-	-	6	T	T
	50	-	-	-	1.2	1.6	6	-	-	-	3.5	T	T	-	-	-	3.5	T	T
	63	-	-	-	-	1.6	2	-	-	-	-	8	T	-	-	-	-	8	T
Surion GPS1BH & GPS1MH GPS2BH& GPS2MH	≤20	T	T	T	T	T	T	T	T	T	T	T	T	T	T	T	T	T	T
	25	-	2.5	15	15	T	T	-	3.5	T	T	T	T	-	3.5	T	T	T	T
	32	-	-	6	6	8	T	-	-	T	T	T	T	-	-	T	T	T	T
	40	-	-	-	6	8	T	-	-	T	T	T	T	-	-	T	T	T	T
	50	-	-	-	-	6	T	-	-	-	3.5	T	T	-	-	-	3.5	T	T
	63	-	-	-	-	-	T	-	-	-	-	8	T	-	-	-	-	8	T
Record Plus™ FD63/160E LTM	≤25	0.4	0.5	0.6	0.8	1	1.3	0.6	0.8	0.9	1.2	1.5	3.5	0.6	0.8	0.9	1.2	1.5	3.5
	32	-	0.5	0.6	0.8	1	1.3	-	0.8	0.9	1.2	1.5	3.5	-	0.8	0.9	1.2	1.5	3.5
	40	-	-	-	0.8	1	1.3	-	-	-	1.2	1.5	3.5	-	-	-	1.2	1.5	3.5
	50	-	-	-	0.8	1	1.3	-	-	-	1.2	1.5	3.5	-	-	-	1.2	1.5	3.5
	63	-	-	-	-	1	1.3	-	-	-	-	1.5	3.5	-	-	-	-	1.5	3.5
	80	-	-	-	-	-	1.3	-	-	-	-	-	3.5	-	-	-	-	-	3.5

(1) T = Full selectivity until the Icu of the downstream device.
Remark: For MCB's with D curve assume a C curve type with a one step higher rating.
Example: Selectivity FD160 80Amp LTM with downstream C curve 40A MCB = 3kA, for D curve 40A, take the value mentioned for 50A C curve, here 1.2kA.

Notes

GE YATRON 日騰
Authorized P.B / Distributor | Intelligence Makes The Dream Come True | WWW.YATRON.COM.CN

Miniature Circuit Breakers

G30

EN/IEC 60898-1 3000 / 3

EN/IEC 60947-2 5kA

Applications

Approval / Marking

KEMA KEUR CE

Add-on devices

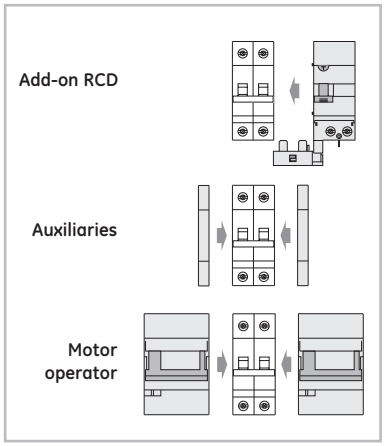

Add-on RCD pg B.16
Auxiliary contacts pg C.4
Motor operator pg C.7
Shunt trip pg C.8
Undervoltage release pg C.8
Panel board switch pg C.8

Accessories pg A.50
Busbars pg E.2
More technical data website
Dimensions pg A.80

Performances

Thermal setting In	(A)	2-40
Rated voltage AC Un	(V)	240/415
Minimum operating voltage $U_{B\ min}$	(V)	12
Tripping characteristics		B-C
Selectivity class		3
Mechanical/electrical endurance		20000/10000
Tropicalisation acc.to EN/IEC 60068-2		95%RH at 55°C
Terminal capacity flexible/rigid cable	(mm^2)	25-35
Poles		1, 2, 3, 4
Weight	(g/pole)	120

Short-circuit capacity

Acc. to EN/IEC 60898-1

Poles	*V*	*Icn/Ics (kA)*
1-4	230/400	3

Acc. to EN/IEC 60947-2

Poles	*V*	*Icu (kA)*
1	240	5
2	127	-
	240	10
	415	5
3, 4	240	10
	415	5

Series G30 - 3kA - characteristics B-C

	In (A)	B Cat. No.	B Ref. No.	C Cat. No.	C Ref. No.	Pack.
1P 1 mod.	2	-	-	G31C02	**674381**	12
	4	-	-	G31C04	**674383**	12
	6	G31B06	**674443**	G31C06	**674384**	12
	10	G31B10	**674445**	G31C10	**674386**	12
	16	G31B16	**674447**	G31C16	**674388**	12
	20	G31B20	**674448**	G31C20	**674389**	12
	25	G31B25	**674449**	G31C25	**674390**	12
	32	G31B32	**674450**	G31C32	**674391**	12
	40	G31B40	**674451**	G31C40	**674392**	12

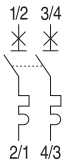

2P 2 mod.	2	-	-	G32C02	**674397**	6
	4	-	-	G32C04	**674399**	6
	6	G32B06	**674454**	G32C06	**674400**	6
	10	G32B10	**674456**	G32C10	**674402**	6
	16	G32B16	**674458**	G32C16	**674404**	6
	20	G32B20	**674459**	G32C20	**674405**	6
	25	G32B25	**674460**	G32C25	**674406**	6
	32	G32B32	**674461**	G32C32	**674407**	6
	40	G32B40	**674462**	G32C40	**674408**	6



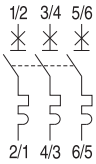

3P 3 mod.	2	-	-	G33C02	**674413**	4
	4	-	-	G33C04	**674415**	4
	6	G33B06	**674466**	G33C06	**674416**	4
	10	G33B10	**674468**	G33C10	**674418**	4
	16	G33B16	**674470**	G33C16	**674420**	4
	20	G33B20	**674471**	G33C20	**674421**	4
	25	G33B25	**674472**	G33C25	**674422**	4
	32	G33B32	**674473**	G33C32	**674423**	4
	40	G33B40	**674474**	G33C40	**674424**	4



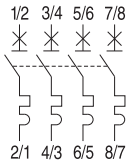

4P 4 mod.	2	-	-	G34C02	**674429**	3
	4	-	-	G34C04	**674431**	3
	6	G34B06	**674477**	G34C06	**674432**	3
	10	G34B10	**674479**	G34C10	**674434**	3
	16	G34B16	**674481**	G34C16	**674436**	3
	20	G34B20	**674482**	G34C20	**674437**	3
	25	G34B25	**674483**	G34C25	**674438**	3
	32	G34B32	**674484**	G34C32	**674439**	3
	40	G34B40	**674485**	G34C40	**674440**	3

GE YATRON 日騰
Authorized P.B / Distributor | Intelligence Makes The Dream Come True | WWW.YATRON.COM.CN

Miniature Circuit Breakers

G45

EN/IEC 60898-1	4500 / 3
EN/IEC 60947-2	6kA

Applications

Approval / Marking

KEMA KEUR CE

Add-on devices

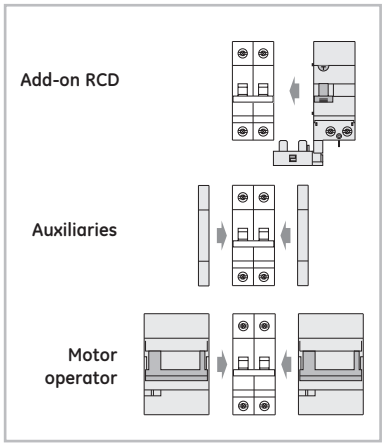

Add-on RCD pg B.16
Auxiliary contacts pg C.4
Motor operator pg C.7
Shunt trip pg C.8
Undervoltage release pg C.8
Panel board switch pg C.8

Accessories pg A.50
Busbars pg E.2
More technical data website
Dimensions pg A.80

Performances

Thermal setting In	(A)	2-40
Rated voltage AC Un	(V)	240/415
Minimum operating voltage $U_{B\ min}$	(V)	12
Tripping characteristics		B-C
Selectivity class		3
Mechanical/electrical endurance		20000/10000
Tropicalisation acc.to EN/IEC 60068-2		95%RH at 55°C
Terminal capacity flexible/rigid cable	(mm^2)	25-35
Poles		1, 2, 3, 4
Weight	(g/pole)	120

Short-circuit capacity

Acc. to EN/IEC 60898-1

Poles	*V*	*Icn/Ics (kA)*
1-4	230/400	4.5

Acc. to EN/IEC 60947-2

Poles	*V*	*Icu (kA)*
1	240	6
2	127	15
	240	10
	415	6
3, 4	240	10
	415	6

Compact MCB's 4,5 kA, see page A.60

Series G45 - 4.5kA - characteristics B-C

1P
1 mod.

In (A)	B Cat. No.	B Ref. No.	C Cat. No.	C Ref. No.	Pack.
2	-	-	G41C02	**674490**	12
4	-	-	G41C04	**674492**	12
6	G41B06	**674552**	G41C06	**674493**	12
10	G41B10	**674554**	G41C10	**674495**	12
16	G41B16	**674556**	G41C16	**674497**	12
20	G41B20	**674557**	G41C20	**674498**	12
25	G41B25	**674558**	G41C25	**674499**	12
32	G41B32	**674559**	G41C32	**674500**	12
40	G41B40	**674560**	G41C40	**674501**	12

2P
2 mod.

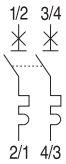

In (A)	B Cat. No.	B Ref. No.	C Cat. No.	C Ref. No.	Pack.
2	-	-	G42C02	**674506**	6
4	-	-	G42C04	**674508**	6
6	G42B06	**674563**	G42C06	**674509**	6
10	G42B10	**674565**	G42C10	**674511**	6
16	G42B16	**674567**	G42C16	**674513**	6
20	G42B20	**674568**	G42C20	**674514**	6
25	G42B25	**674569**	G42C25	**674515**	6
32	G42B32	**674570**	G42C32	**674516**	6
40	G42B40	**674571**	G42C40	**674517**	6

3P
3 mod.

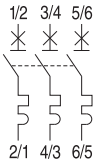

In (A)	B Cat. No.	B Ref. No.	C Cat. No.	C Ref. No.	Pack.
2	-	-	G43C02	**674522**	4
4	-	-	G43C04	**674524**	4
6	G43B06	**674574**	G43C06	**674525**	4
10	G43B10	**674576**	G43C10	**674527**	4
16	G43B16	**674578**	G43C16	**674529**	4
20	G43B20	**674579**	G43C20	**674530**	4
25	G43B25	**674580**	G43C25	**674531**	4
32	G43B32	**674581**	G43C32	**674532**	4
40	G43B40	**674582**	G43C40	**674533**	4

4P
4 mod.

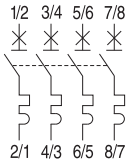

In (A)	B Cat. No.	B Ref. No.	C Cat. No.	C Ref. No.	Pack.
2	-	-	G44C02	**674538**	3
4	-	-	G44C04	**674540**	3
6	G44B06	**674585**	G44C06	**674541**	3
10	G44B10	**674587**	G44C10	**674543**	3
16	G44B16	**674589**	G44C16	**674545**	3
20	G44B20	**674590**	G44C20	**674546**	3
25	G44B25	**674591**	G44C25	**674547**	3
32	G44B32	**674592**	G44C32	**674548**	3
40	G44B40	**674593**	G44C40	**674549**	3

GE YATRON 日騰
Authorized P.B / Distributor | Intelligence Makes The Dream Come True | WWW.YATRON.COM.CN



Miniature Circuit Breakers

G60

EN/IEC 60898-1	6000 / 3
EN/IEC 60947-2	10kA

Special executions G60S for Shipping application in separate document.

Applications

Approval / Marking

KEMA KEUR CE CEBEC

Add-on devices

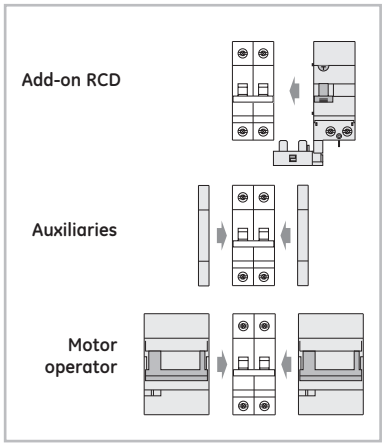

Add-on RCD pg B.16
Auxiliary contacts pg C.4
Motor operator pg C.7
Shunt trip pg C.8
Undervoltage release pg C.8
Panel board switch pg C.8

Accessories pg A.50
Busbars pg E.2
More technical data website
Dimensions pg A.80

Performances

Thermal setting In	(A)	2-63
Rated voltage AC Un	(V)	240/415
Minimum operating voltage $U_{B\ min}$	(V)	12
Tripping characteristics		B-C-D
Selectivity class		3
Mechanical/electrical endurance		20000/10000
Tropicalisation acc.to EN/IEC 60068-2		95%RH at 55°C
Terminal capacity flexible/rigid cable	(mm^2)	25-35
Poles		1, 1+N, 2, 3, 4
Weight	(g/pole)	120

Short-circuit capacity

AC acc. to EN/IEC 60898-1

Poles	*V*	*Icn/Ics (kA)*
1-4	230/400	6

AC acc. to EN/IEC 60947-2

Poles	*V*	*Icu (kA)(1)*
1	240	10
1+N, 2	127	30
	240	20
2	415	10
3, 4	240	20
	415	10

DC acc. to EN/IEC 60947-2

Poles	*V ⎓ (2)*	*Icu/Ics (kA)*
1	60	20
2	125	25

(1) Ics = 75% Icu
(2) Nominal and Maximum VDC on page A.4-A.5

Compact MCB's 6 kA, see page A.66
Screwless MCB's 6 kA, see page A.76

Series G60 - 6kA - characteristics B-C-D

	B		C		D		
In (A)	Cat. No.	Ref. No.	Cat. No.	Ref. No.	Cat. No.	Ref. No.	Pack.
1P 1 mod.							
2	-	-	G61C02	**674598**	G61D02	**674760**	12
4	-	-	G61C04	**674600**	G61D04	**674762**	12
6	G61B06	**674692**	G61C06	**674601**	G61D06	**674763**	12
10	G61B10	**674694**	G61C10	**674603**	G61D10	**674765**	12
16	G61B16	**674696**	G61C16	**674605**	G61D16	**674767**	12
20	G61B20	**674697**	G61C20	**674606**	G61D20	**674768**	12
25	G61B25	**674698**	G61C25	**674607**	G61D25	**674769**	12
32	G61B32	**674699**	G61C32	**674608**	G61D32	**674770**	12
40	G61B40	**674700**	G61C40	**674609**	G61D40	**674771**	12
50	G61B50	**674701**	G61C50	**674610**	G61D50	**674772**	12
63	G61B63	**674702**	G61C63	**674611**	G61D63	**674773**	12

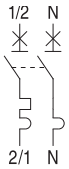

1P+N 2 mod.							
2	-	-	G61NC02	**674614**	G61ND02	**674776**	6
4	-	-	G61NC04	**674616**	G61ND04	**674778**	6
6	G61NB06	**674703**	G61NC06	**674617**	G61ND06	**674779**	6
10	G61NB10	**674705**	G61NC10	**674619**	G61ND10	**674781**	6
16	G61NB16	**674707**	G61NC16	**674621**	G61ND16	**674783**	6
20	G61NB20	**674708**	G61NC20	**674622**	G61ND20	**674784**	6
25	G61NB25	**674709**	G61NC25	**674623**	G61ND25	**674785**	6
32	G61NB32	**674710**	G61NC32	**674624**	G61ND32	**674786**	6
40	G61NB40	**674711**	G61NC40	**674625**	G61ND40	**674787**	6
50	G61NB50	**674712**	G61NC50	**674626**	G61ND50	**674788**	6
63	G61NB63	**674713**	G61NC63	**674627**	G61ND63	**674789**	6

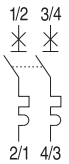

2P 2 mod.							
2	-	-	G62C02	**674630**	G62D02	**674792**	6
4	-	-	G62C04	**674632**	G62D04	**674794**	6
6	G62B06	**674714**	G62C06	**674633**	G62D06	**674795**	6
10	G62B10	**674716**	G62C10	**674635**	G62D10	**674797**	6
16	G62B16	**674718**	G62C16	**674637**	G62D16	**674799**	6
20	G62B20	**674719**	G62C20	**674638**	G62D20	**674800**	6
25	G62B25	**674720**	G62C25	**674639**	G62D25	**674801**	6
32	G62B32	**674721**	G62C32	**674640**	G62D32	**674802**	6
40	G62B40	**674722**	G62C40	**674641**	G62D40	**674803**	6
50	G62B50	**674723**	G62C50	**674642**	G62D50	**674804**	6
63	G62B63	**674724**	G62C63	**674643**	G62D63	**674805**	6



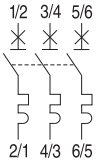

3P 3 mod.							
2	-	-	G63C02	**674646**	G63D02	**674808**	4
4	-	-	G63C04	**674648**	G63D04	**674810**	4
6	G63B06	**674725**	G63C06	**674649**	G63D06	**674811**	4
10	G63B10	**674727**	G63C10	**674651**	G63D10	**674813**	4
16	G63B16	**674729**	G63C16	**674653**	G63D16	**674815**	4
20	G63B20	**674730**	G63C20	**674654**	G63D20	**674816**	4
25	G63B25	**674731**	G63C25	**674655**	G63D25	**674817**	4
32	G63B32	**674732**	G63C32	**674656**	G63D32	**674818**	4
40	G63B40	**674733**	G63C40	**674657**	G63D40	**674819**	4
50	G63B50	**674734**	G63C50	**674658**	G63D50	**674820**	4
63	G63B63	**674735**	G63C63	**674659**	G63D63	**674821**	4



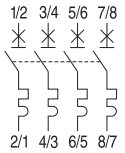

4P 4 mod.							
0.5	-	-	G64C0.5	**674660**			3
2	-	-	G64C02	**674662**	G64D02	**674824**	3
4	-	-	G64C04	**674664**	G64D04	**674826**	3
6	G64B06	**674736**	G64C06	**674665**	G64D06	**674827**	3
10	G64B10	**674738**	G64C10	**674667**	G64D10	**674829**	3
16	G64B16	**674740**	G64C16	**674669**	G64D16	**674831**	3
20	G64B20	**674741**	G64C20	**674670**	G64D20	**674832**	3
25	G64B25	**674742**	G64C25	**674671**	G64D25	**674833**	3
32	G64B32	**674743**	G64C32	**674672**	G64D32	**674834**	3
40	G64B40	**674744**	G64C40	**674673**	G64D40	**674835**	3
50	G64B50	**674745**	G64C50	**674674**	G64D50	**674836**	3
63	G64B63	**674746**	G64C63	**674675**	G64D63	**674837**	3

GE YATRON 日騰
Authorized P.B / Distributor | Intelligence Makes The Dream Come True | WWW.YATRON.COM.CN



Miniature Circuit Breakers

EP60

EN/IEC 60898-1	6000
EN/IEC 60947-2	10kA

Applications



Approval / Marking

CE

Add-on devices

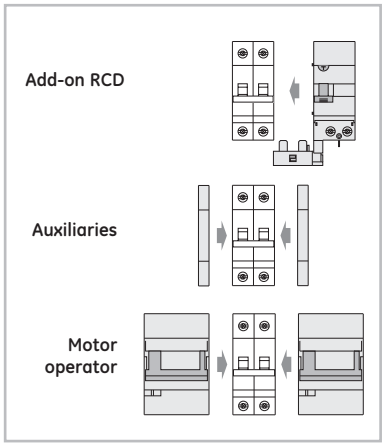

Add-on RCD pg B.16
Auxiliary contacts pg C.4
Motor operator pg C.7
Shunt trip pg C.8
Undervoltage release pg C.8
Panel board switch pg C.8

Accessories pg A.50
Busbars pg E.2
More technical data website
Dimensions pg A.80

Performances

Thermal setting In	(A)	2-63
Rated voltage AC Un	(V)	240/415
Minimum operating voltage $U_{B\ min}$	(V)	12
Tripping characteristics		8-12 In (K) and 6 In non tripping ≤ 2 sec.
Mechanical/electrical endurance		20000/10000
Tropicalisation acc.to EN/IEC 60068-2		95%RH at 55°C
Terminal capacity flexible/rigid cable	(mm^2)	25-35
Poles		1, 2, 3, 4
Weight	(g/pole)	120

Short-circuit capacity

AC acc. to EN/IEC 60947-2

Poles	*V*	*Icu (kA)(1)*
1	240	10
1+N, 2	127	30
	240	20
2	415	10
3, 4	240	20
	415	10

DC acc. to EN/IEC 60947-2

Poles	*V ⎓ (2)*	*Icu/Ics (kA)*
1	60	20
2	125	25

(1) Ics = 75% Icu
(2) Nominal and Maximum VDC on page A.4-A.5

Series EP60 - 6kA - characteristics K

1P
1 mod.

In (A)	K Cat. No.	K Ref. No.	Pack.
0.5	EP61K0.5	681600	12
1	EP61K01	681601	12
1.6	EP61K1.6	681602	12
2	EP61K02	681603	12
3	EP61K03	681604	12
4	EP61K04	681605	12
6	EP61K06	681606	12
8	EP61K08	681607	12
10	EP61K10	681608	12
16	EP61K16	681609	12
20	EP61K20	681610	12
25	EP61K25	681611	12
32	EP61K32	681612	12
40	EP61K40	681613	12
50	EP61K50	681614	12
63	EP61K63	681615	12

2P
2 mod.

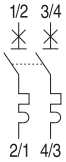

In (A)	Cat. No.	Ref. No.	Pack.
0.5	EP62K0.5	681616	6
1	EP62K01	681617	6
1.6	EP62K1.6	681618	6
2	EP62K02	681619	6
3	EP62K03	681620	6
4	EP62K04	681621	6
6	EP62K06	681622	6
8	EP62K08	681623	6
10	EP62K10	681624	6
16	EP62K16	681625	6
20	EP62K20	681626	6
25	EP62K25	681627	6
32	EP62K32	681628	6
40	EP62K40	681629	6
50	EP62K50	681630	6
63	EP62K63	681631	6

3P
3 mod.

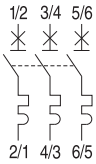

In (A)	Cat. No.	Ref. No.	Pack.
0.5	EP63K0.5	681632	4
1	EP63K01	681633	4
1.6	EP63K1.6	681634	4
2	EP63K02	681635	4
3	EP63K03	681636	4
4	EP63K04	681637	4
6	EP63K06	681638	4
8	EP63K08	681639	4
10	EP63K10	681640	4
16	EP63K16	681641	4
20	EP63K20	681642	4
25	EP63K25	681643	4
32	EP63K32	681644	4
40	EP63K40	681645	4
50	EP63K50	681646	4
63	EP63K63	681647	4

4P
4 mod.

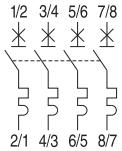

In (A)	Cat. No.	Ref. No.	Pack.
0.5	EP64K0.5	681648	3
1	EP64K01	681649	3
1.6	EP64K1.6	681650	3
2	EP64K02	681651	3
3	EP64K03	681652	3
4	EP64K04	681653	3
6	EP64K06	681654	3
8	EP64K08	681655	3
10	EP64K10	681656	3
16	EP64K16	681657	3
20	EP64K20	681658	3
25	EP64K25	681659	3
32	EP64K32	681660	3
40	EP64K40	681661	3
50	EP64K50	681662	3
63	EP64K63	681663	3

GE YATRON 日騰
Authorized P.B / Distributor | Intelligence Makes The Dream Come True | WWW.YATRON.COM.CN

Miniature Circuit Breakers

G100

EN/IEC 60898-1	10000 / 3
EN/IEC 60947-2	15kA

Special executions G100S for Shipping application and EP100R for Railways application in separate document.

Applications

Approval / Marking

KEMA KEUR CE CEBEC

Add-on devices

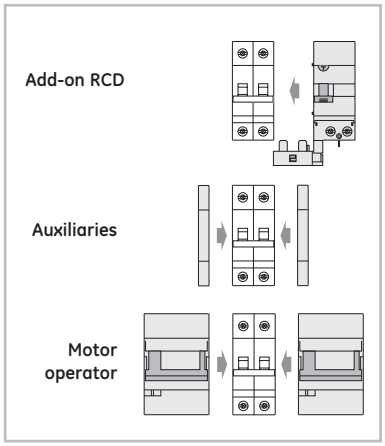

Add-on RCD pg B.16
Auxiliary contacts pg C.4
Motor operator pg C.7
Shunt trip pg C.8
Undervoltage release pg C.8
Panel board switch pg C.8

Accessories pg A.50
Busbars pg E.2
More technical data website
Dimensions pg A.80

Performances

Thermal setting In	(A)	0.5-63
Rated voltage AC Un	(V)	240/415
Minimum operating voltage $U_{B\,min}$	(V)	12
Tripping characteristics		B-C-D
Selectivity class		3
Mechanical/electrical endurance		20000/10000
Tropicalisation acc.to EN/IEC 60068-2		95%RH at 55°C
Terminal capacity flexible/rigid cable	(mm^2)	25-35
Poles		1, 1+N, 2, 3, 4
Weight	(g/pole)	120

Short-circuit capacity

AC acc. to EN/IEC 60898-1

Poles	*V*	*Icn (kA)*[1]
1-4	230/400	10

AC acc. to EN/IEC 60947-2

Poles	*V*	*Icu (kA)*[2]
1	240	15
1+N, 2	127	40
	240	30
2	415	15
3, 4	240	30
	415	15

DC acc. to EN/IEC 60947-2

Poles	*V ⎓* [3]	*Icu/Ics (kA)*
1	60	25
2	125	30

(1) Ics = 75% Icu
(2) Ics = 50% Icu
(3) Nominal and Maximum VDC on page A.4-A.5

Screwless MCB's 10 kA, see page A.78

Series G100 - 10kA - characteristics B-C-D

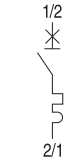

	B		C		D		
In (A)	Cat. No.	Ref. No.	Cat. No.	Ref. No.	Cat. No.	Ref. No.	Pack.
1P 1 mod.							
0.5	-	-	G101C0.5	**674854**	G101D0.5	**675016**	12
1	-	-	G101C01	**674855**	G101D01	**675017**	12
2	-	-	G101C02	**674856**	G101D02	**675018**	12
3	-	-	G101C03	**674857**	G101D03	**675019**	12
4	-	-	G101C04	**674858**	G101D04	**675020**	12
6	G101B06	**674950**	G101C06	**674859**	G101D06	**675021**	12
10	G101B10	**674952**	G101C10	**674861**	G101D10	**675023**	12
13	G101B13	**674953**	G101C13	**674862**	G101D13	**675024**	12
16	G101B16	**674954**	G101C16	**674863**	G101D16	**675025**	12
20	G101B20	**674955**	G101C20	**674864**	G101D20	**675026**	12
25	G101B25	**674956**	G101C25	**674865**	G101D25	**675027**	12
32	G101B32	**674957**	G101C32	**674866**	G101D32	**675028**	12
40	G101B40	**674958**	G101C40	**674867**	G101D40	**675029**	12
50	G101B50	**674959**	G101C50	**674868**	G101D50	**675030**	12
63	G101B63	**674960**	G101C63	**674869**	G101D63	**675031**	12

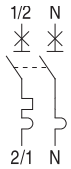

1P+N 2 mod.							
0.5	-	-	-	-	G101ND0.5	**675032**	6
1	-	-	-	-	G101ND01	**675033**	6
2	-	-	G101NC02	**674872**	G101ND02	**675034**	6
3	-	-	G101NC03	**674873**	G101ND03	**675035**	6
4	-	-	G101NC04	**674874**	G101ND04	**675036**	6
6	G101NB06	**674961**	G101NC06	**674875**	G101ND06	**675037**	6
10	G101NB10	**674963**	G101NC10	**674877**	G101ND10	**675039**	6
13	G101NB13	**674964**	G101NC13	**674878**	G101ND13	**675040**	6
16	G101NB16	**674965**	G101NC16	**674879**	G101ND16	**675041**	6
20	G101NB20	**674966**	G101NC20	**674880**	G101ND20	**675042**	6
25	G101NB25	**674967**	G101NC25	**674881**	G101ND25	**675043**	6
32	G101NB32	**674968**	G101NC32	**674882**	G101ND32	**675044**	6
40	G101NB40	**674969**	G101NC40	**674883**	G101ND40	**675045**	6
50	G101NB50	**674970**	G101NC50	**674884**	G101ND50	**675046**	6
63	G101NB63	**674971**	G101NC63	**674885**	G101ND63	**675047**	6

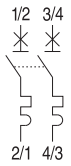

2P 2 mod.							
0.5	-	-	G102C0.5	**674886**	G102D0.5	**675048**	6
1	-	-	G102C01	**674887**	G102D01	**675049**	6
2	-	-	G102C02	**674888**	G102D02	**675050**	6
3	-	-	G102C03	**674889**	G102D03	**675051**	6
4	-	-	G102C04	**674890**	G102D04	**675052**	6
6	G102B06	**674972**	G102C06	**674891**	G102D06	**675053**	6
10	G102B10	**674974**	G102C10	**674893**	G102D10	**675055**	6
13	G102B13	**674975**	G102C13	**674894**	G102D13	**675056**	6
16	G102B16	**674976**	G102C16	**674895**	G102D16	**675057**	6
20	G102B20	**674977**	G102C20	**674896**	G102D20	**675058**	6
25	G102B25	**674978**	G102C25	**674897**	G102D25	**675059**	6
32	G102B32	**674979**	G102C32	**674898**	G102D32	**675060**	6
40	G102B40	**674980**	G102C40	**674899**	G102D40	**675061**	6
50	G102B50	**674981**	G102C50	**674900**	G102D50	**675062**	6
63	G102B63	**674982**	G102C63	**674901**	G102D63	**675063**	6

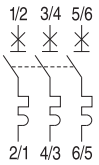

3P 3 mod.							
0.5	-	-	G103C0.5	**674902**	G103D0.5	**675064**	4
1	-	-	G103C01	**674903**	G103D01	**675065**	4
2	-	-	G103C02	**674904**	G103D02	**675066**	4
3	-	-	G103C03	**674905**	G103D03	**675067**	4
4	-	-	G103C04	**674906**	G103D04	**675068**	4
6	G103B06	**674983**	G103C06	**674907**	G103D06	**675069**	4
10	G103B10	**674985**	G103C10	**674909**	G103D10	**675071**	4
13	G103B13	**674986**	G103C13	**674910**	G103D13	**675072**	4
16	G103B16	**674987**	G103C16	**674911**	G103D16	**675073**	4
20	G103B20	**674988**	G103C20	**674912**	G103D20	**675074**	4
25	G103B25	**674989**	G103C25	**674913**	G103D25	**675075**	4
32	G103B32	**674990**	G103C32	**674914**	G103D32	**675076**	4
40	G103B40	**674991**	G103C40	**674915**	G103D40	**675077**	4
50	G103B50	**674992**	G103C50	**674916**	G103D50	**675078**	4
63	G103B63	**674993**	G103C63	**674917**	G103D63	**675079**	4

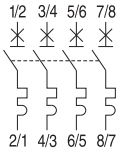

4P 4 mod.							
0.5	-	-	G104C0.5	**674918**	G104D0.5	**675080**	3
1	-	-	G104C01	**674919**	G104D01	**675081**	3
2	-	-	G104C02	**674920**	G104D02	**675082**	3
3	-	-	G104C03	**674921**	G104D03	**675083**	3
4	-	-	G104C04	**674922**	G104D04	**675084**	3
6	G104B06	**674994**	G104C06	**674923**	G104D06	**675085**	3
10	G104B10	**674996**	G104C10	**674925**	G104D10	**675087**	3
13	G104B13	**674997**	G104C13	**674926**	G104D13	**675088**	3
16	G104B16	**674998**	G104C16	**674927**	G104D16	**675089**	3
20	G104B20	**674999**	G104C20	**674928**	G104D20	**675090**	3
25	G104B25	**675000**	G104C25	**674929**	G104D25	**675091**	3
32	G104B32	**675001**	G104C32	**674930**	G104D32	**675092**	3
40	G104B40	**675002**	G104C40	**674931**	G104D40	**675093**	3
50	G104B50	**675003**	G104C50	**674932**	G104D50	**675094**	3
63	G104B63	**675004**	G104C63	**674933**	G104D63	**675095**	3

GE YATRON 日騰
Authorized P.B / Distributor | Intelligence Makes The Dream Come True | WWW.YATRON.COM.CN



Miniature Circuit Breakers

EP100

EN/IEC 60898-1	10000
EN/IEC 60947-2	15kA

Applications

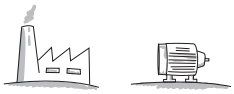

Approval / Marking

CE

Add-on devices

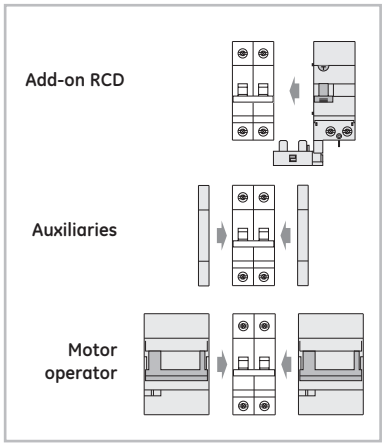

Add-on RCD pg B.16
Auxiliary contacts pg C.4
Motor operator pg C.7
Shunt trip pg C.8
Undervoltage release pg C.8
Panel board switch pg C.8

Accessories pg A.50
Busbars pg E.2
More technical data website
Dimensions pg A.80

Performances

Thermal setting In	(A)	0.5-63
Rated voltage AC Un	(V)	240/415
Minimum operating voltage $U_{B\ min}$	(V)	12
Tripping characteristics		8-12 In (K) and 6 In non tripping ≤ 2 sec.
Mechanical/electrical endurance		20000/10000
Tropicalisation acc.to EN/IEC 60068-2		95%RH at 55°C
Terminal capacity flexible/rigid cable	(mm^2)	25-35
Poles		1, 2, 3, 4
Weight	(g/pole)	120

Short-circuit capacity

AC acc. to EN/IEC 60947-2

Poles	*V*	*Icu (kA)(1)*
1	240	15
1+N, 2	127	40
	240	30
2	415	15
3, 4	240	30
	415	15

DC acc. to EN/IEC 60947-2

Poles	*V ⎓ (2)*	*Icu/Ics (kA)*
1	60	25
2	125	30

(1) Ics = 50% Icu
(2) Nominal and Maximum VDC on page A.4-A.5

Series EP100 - 10kA - characteristics K

1P
1 mod.

In (A)	K Cat. No.	K Ref. No.	Pack.
0.5	EP101K0.5	672402	12
1	EP101K01	672403	12
1.6	EP101K1.6	681588	12
2	EP101K02	672404	12
3	EP101K03	672405	12
4	EP101K04	672406	12
6	EP101K06	672407	12
8	EP101K08	672408	12
10	EP101K10	672409	12
16	EP101K16	672411	12
20	EP101K20	672412	12
25	EP101K25	672413	12
32	EP101K32	672414	12
40	EP101K40	672415	12
50	EP101K50	672416	12
63	EP101K63	672417	12

2P
2 mod.

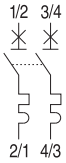

In (A)	Cat. No.	Ref. No.	Pack.
0.5	EP102K0.5	672434	6
1	EP102K01	672435	6
1.6	EP102K1.6	681591	6
2	EP102K02	672436	6
3	EP102K03	672437	6
4	EP102K04	672438	6
6	EP102K06	672439	6
8	EP102K08	672440	6
10	EP102K10	672441	6
16	EP102K16	672443	6
20	EP102K20	672444	6
25	EP102K25	672445	6
32	EP102K32	672446	6
40	EP102K40	672447	6
50	EP102K50	672448	6
63	EP102K63	672449	6

3P
3 mod.

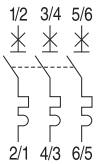

In (A)	Cat. No.	Ref. No.	Pack.
0.5	EP103K0.5	672450	4
1	EP103K01	672451	4
1.6	EP103K1.6	681594	4
2	EP103K02	672452	4
3	EP103K03	672453	4
4	EP103K04	672454	4
6	EP103K06	672455	4
8	EP103K08	672456	4
10	EP103K10	672457	4
16	EP103K16	672459	4
20	EP103K20	672460	4
25	EP103K25	672461	4
32	EP103K32	672462	4
40	EP103K40	672463	4
50	EP103K50	672464	4
63	EP103K63	672465	4

4P
4 mod.

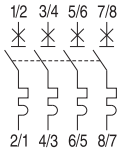

In (A)	Cat. No.	Ref. No.	Pack.
0.5	EP104K0.5	672466	3
1	EP104K01	672467	3
1.6	EP104K1.6	681597	3
2	EP104K02	672468	3
3	EP104K03	672469	3
4	EP104K04	672470	3
6	EP104K06	672471	3
8	EP104K08	672472	3
10	EP104K10	672473	3
16	EP104K16	672475	3
20	EP104K20	672476	3
25	EP104K25	672477	3
32	EP104K32	672478	3
40	EP104K40	672479	3
50	EP104K50	672480	3
63	EP104K63	672481	3

GE YATRON 日騰
Authorized P.B / Distributor | Intelligence Makes The Dream Come True | WWW.YATRON.COM.CN

Miniature Circuit Breakers

GT10

EN/IEC 60947-2 **10kA**

Applications

Marking

CE

Add-on devices

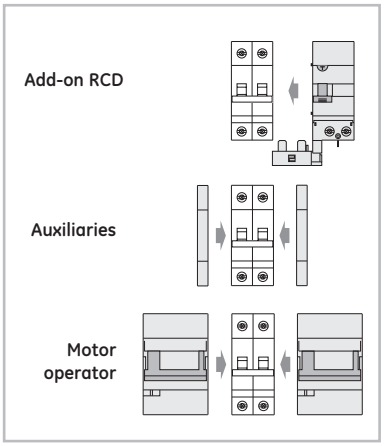

Add-on RCD pg B.16
Auxiliary contacts pg C.4
Motor operator pg C.7
Shunt trip pg C.8
Undervoltage release pg C.8
Panel board switch pg C.8

Accessories pg A.50
Busbars pg E.2
More technical data website
Dimensions pg A.80

Performances

Thermal setting In	(A)	0.5-63
Rated voltage AC Un	(V)	240/415
Minimum operating voltage $U_{B\ min}$	(V)	12
Tripping characteristics		3-5In (B) 5-10In (C) 10-20In (D)
Mechanical/electrical endurance		20000/10000
Tropicalisation acc.to EN/IEC 60068-2		95%RH at 55°C
Terminal capacity flexible/rigid cable	(mm^2)	25-35
Poles		1, 2, 3, 4
Weight	(g/pole)	120

Short-circuit capacity

AC according to EN/IEC 60947-2

Poles	*V*	*Icu (kA)*(1)
1	240	10
2	127	30
	240	20
	415	10
3, 4	240	20
	415	10

DC according to EN/IEC 60947-2

Poles	*V ⎓* (2)	*Icu (kA)/Ics (kA)*
1	60	20
2	125	25

(1) Ics = 75% Icu
(2) Nominal and Maximum VDC on page A.4-A.5

Series GT10 - 10kA - 3-5In (B), 5-10In (C), 10-20In (D)

1P 1 mod.	3-5In (B)		5-10In (C)		10-20In (D)		
In (A)	Cat. No.	Ref. No.	Cat. No.	Ref. No.	Cat. No.	Ref. No.	Pack.
0.5	-	-	GT101C0.5	**675112**	GT101D0.5	**675220**	12
1	-	-	GT101C01	**675113**	GT101D01	**675221**	12
2	-	-	GT101C02	**675114**	GT101D02	**675222**	12
3	-	-	GT101C03	**675115**	GT101D03	**675223**	12
4	-	-	GT101C04	**675116**	GT101D04	**675224**	12
6	GT101B06	**675176**	GT101C06	**675117**	GT101D06	**675225**	12
10	GT101B10	**675178**	GT101C10	**675119**	GT101D10	**675227**	12
13	GT101B13	**675179**	GT101C13	**675120**	GT101D13	**675228**	12
16	GT101B16	**675180**	GT101C16	**675121**	GT101D16	**675229**	12
20	GT101B20	**675181**	GT101C20	**675122**	GT101D20	**675230**	12
25	GT101B25	**675182**	GT101C25	**675123**	GT101D25	**675231**	12
32	GT101B32	**675183**	GT101C32	**675124**	GT101D32	**675232**	12
40	GT101B40	**675184**	GT101C40	**675125**	GT101D40	**675233**	12
50	GT101B50	**675185**	GT101C50	**675126**	GT101D50	**675234**	12
63	GT101B63	**675186**	GT101C63	**675127**	GT101D63	**675235**	12

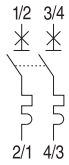

2P 2 mod.							
0.5	-	-	GT102C0.5	**675128**	GT102D0.5	**675236**	6
1	-	-	GT102C01	**675129**	GT102D01	**675237**	6
2	-	-	GT102C02	**675130**	GT102D02	**675238**	6
3	-	-	GT102C03	**675131**	GT102D03	**675239**	6
4	-	-	GT102C04	**675132**	GT102D04	**675240**	6
6	GT102B06	**675187**	GT102C06	**675133**	GT102D06	**675241**	6
10	GT102B10	**675189**	GT102C10	**675135**	GT102D10	**675243**	6
13	GT102B13	**675190**	GT102C13	**675136**	GT102D13	**675244**	6
16	GT102B16	**675191**	GT102C16	**675137**	GT102D16	**675245**	6
20	GT102B20	**675192**	GT102C20	**675138**	GT102D20	**675246**	6
25	GT102B25	**675193**	GT102C25	**675139**	GT102D25	**675247**	6
32	GT102B32	**675194**	GT102C32	**675140**	GT102D32	**675248**	6
40	GT102B40	**675195**	GT102C40	**675141**	GT102D40	**675249**	6
50	GT102B50	**675196**	GT102C50	**675142**	GT102D50	**675250**	6
63	GT102B63	**675197**	GT102C63	**675143**	GT102D63	**675251**	6

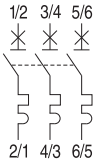

3P 3 mod.							
0.5	-	-	GT103C0.5	**675144**	GT103D0.5	**675252**	4
1	-	-	GT103C01	**675145**	GT103D01	**675253**	4
2	-	-	GT103C02	**675146**	GT103D02	**675254**	4
3	-	-	GT103C03	**675147**	GT103D03	**675255**	4
4	-	-	GT103C04	**675148**	GT103D04	**675256**	4
6	GT103B06	**675198**	GT103C06	**675149**	GT103D06	**675257**	4
10	GT103B10	**675200**	GT103C10	**675151**	GT103D10	**675259**	4
13	GT103B13	**675201**	GT103C13	**675152**	GT103D13	**675260**	4
16	GT103B16	**675202**	GT103C16	**675153**	GT103D16	**675261**	4
20	GT103B20	**675203**	GT103C20	**675154**	GT103D20	**675262**	4
25	GT103B25	**675204**	GT103C25	**675155**	GT103D25	**675263**	4
32	GT103B32	**675205**	GT103C32	**675156**	GT103D32	**675264**	4
40	GT103B40	**675206**	GT103C40	**675157**	GT103D40	**675265**	4
50	GT103B50	**675207**	GT103C50	**675158**	GT103D50	**675266**	4
63	GT103B63	**675208**	GT103C63	**675159**	GT103D63	**675267**	4

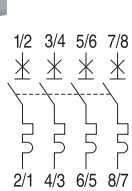

4P 4 mod.							
0.5	-	-	GT104C0.5	**675160**	GT104D0.5	**675268**	3
1	-	-	GT104C01	**675161**	GT104D01	**675269**	3
2	-	-	GT104C02	**675162**	GT104D02	**675270**	3
3	-	-	GT104C03	**675163**	GT104D03	**675271**	3
4	-	-	GT104C04	**675164**	GT104D04	**675272**	3
6	GT104B06	**675209**	GT104C06	**675165**	GT104D06	**675273**	3
10	GT104B10	**675211**	GT104C10	**675167**	GT104D10	**675275**	3
13	GT104B13	**675212**	GT104C13	**675168**	GT104D13	**675276**	3
16	GT104B16	**675213**	GT104C16	**675169**	GT104D16	**675277**	3
20	GT104B20	**675214**	GT104C20	**675170**	GT104D20	**675278**	3
25	GT104B25	**675215**	GT104C25	**675171**	GT104D25	**675279**	3
32	GT104B32	**675216**	GT104C32	**675172**	GT104D32	**675280**	3
40	GT104B40	**675217**	GT104C40	**675173**	GT104D40	**675281**	3
50	GT104B50	**675218**	GT104C50	**675174**	GT104D50	**675282**	3
63	GT104B63	**675219**	GT104C63	**675175**	GT104D63	**675283**	3

GE YATRON 日騰
Authorized P.B / Distributor | Intelligence Makes The Dream Come True | WWW.YATRON.COM.CN



Miniature Circuit Breakers

GT25

EN/IEC 60947-2 **100kA**
25kA
20kA
15kA

Applications

Marking

CE

Add-on devices

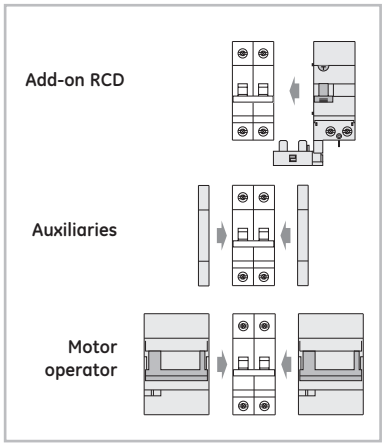

Add-on RCD pg B.16
Auxiliary contacts pg C.4
Motor operator pg C.7
Shunt trip pg C.8
Undervoltage release pg C.8
Panel board switch pg C.8

Accessories pg A.50
Busbars pg E.2
More technical data website
Dimensions pg A.80

Performances

Thermal setting In	(A)	0.5-63
Rated voltage AC Un	(V)	240/415
Minimum operating voltage $U_{B\ min}$	(V)	12
Tripping characteristics		3-5In (B) 5-10In (C) 10-20In (D)
Mechanical/electrical endurance		20000/10000
Tropicalisation acc.to EN/IEC 60068-2		95%RH at 55°C
Terminal capacity flexible/rigid cable	(mm^2)	25-35
Poles		1, 2, 3, 4
Weight	(g/pole)	120

Short-circuit capacity

Acc. to EN/IEC 60947-2

In (A)	*Poles*	*V*	*Icu (kA)(1)*
0.5-4	1	240	100
	2-4	415	100
6-25	1	240	25
	2-4	240	50
		415	25
32-40	1	240	20
	2-4	240	40
		415	20
50-63	1	240	15
	2-4	240	30
		415	15

DC acc. to EN/IEC 60947-2

Poles	*V ⎓ (2)*	*Icu/Ics (kA)*
1	60	25
2	125	30

(1) Ics = 50% Icu
(2) Nominal and Maximum VDC on page A.4-A.5

Series GT25 - 25kA - 3-5In (B), 5-10In (C), 10-20In (D)

1P 1 mod.	3-5In (B)		5-10In (C)		10-20In (D)		
In (A)	Cat. No.	Ref. No.	Cat. No.	Ref. No.	Cat. No.	Ref. No.	Pack.
0.5	-	-	GT251C0.5	**675284**	GT251D0.5	**675392**	12
1	-	-	GT251C01	**675285**	GT251D01	**675393**	12
2	-	-	GT251C02	**675286**	GT251D02	**675394**	12
4	-	-	GT251C04	**675288**	GT251D04	**675396**	12
6	GT251B06	**675348**	GT251C06	**675289**	GT251D06	**675397**	12
10	GT251B10	**675350**	GT251C10	**675291**	GT251D10	**675399**	12
16	GT251B16	**675352**	GT251C16	**675293**	GT251D16	**675401**	12
20	GT251B20	**675353**	GT251C20	**675294**	GT251D20	**675402**	12
25	GT251B25	**675354**	GT251C25	**675295**	GT251D25	**675403**	12
32	GT251B32	**675355**	GT251C32	**675296**	GT251D32	**675404**	12
40	GT251B40	**675356**	GT251C40	**675297**	GT251D40	**675405**	12
50	GT251B50	**675357**	GT251C50	**675298**	GT251D50	**675406**	12
63	GT251B63	**675358**	GT251C63	**675299**	GT251D63	**675407**	12

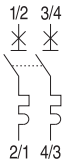

2P 2 mod.							
0.5	-	-	GT252C0.5	**675300**	GT252D0.5	**675408**	6
1	-	-	GT252C01	**675301**	GT252D01	**675409**	6
2	-	-	GT252C02	**675302**	GT252D02	**675410**	6
4	-	-	GT252C04	**675304**	GT252D04	**675412**	6
6	GT252B06	**675359**	GT252C06	**675305**	GT252D06	**675413**	6
10	GT252B10	**675361**	GT252C10	**675307**	GT252D10	**675415**	6
16	GT252B16	**675363**	GT252C16	**675309**	GT252D16	**675417**	6
20	GT252B20	**675364**	GT252C20	**675310**	GT252D20	**675418**	6
25	GT252B25	**675365**	GT252C25	**675311**	GT252D25	**675419**	6
32	GT252B32	**675366**	GT252C32	**675312**	GT252D32	**675420**	6
40	GT252B40	**675367**	GT252C40	**675313**	GT252D40	**675421**	6
50	GT252B50	**675368**	GT252C50	**675314**	GT252D50	**675422**	6
63	GT252B63	**675369**	GT252C63	**675315**	GT252D63	**675423**	6

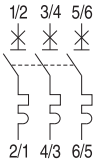

3P 3 mod.							
0.5	-	-	GT253C0.5	**675316**	GT253D0.5	**675424**	4
1	-	-	GT253C01	**675317**	GT253D01	**675425**	4
2	-	-	GT253C02	**675318**	GT253D02	**675426**	4
4	-	-	GT253C04	**675320**	GT253D04	**675428**	4
6	GT253B06	**675370**	GT253C06	**675321**	GT253D06	**675429**	4
10	GT253B10	**675372**	GT253C10	**675323**	GT253D10	**675431**	4
16	GT253B16	**675374**	GT253C16	**675325**	GT253D16	**675433**	4
20	GT253B20	**675375**	GT253C20	**675326**	GT253D20	**675434**	4
25	GT253B25	**675376**	GT253C25	**675327**	GT253D25	**675435**	4
32	GT253B32	**675377**	GT253C32	**675328**	GT253D32	**675436**	4
40	GT253B40	**675378**	GT253C40	**675329**	GT253D40	**675437**	4
50	GT253B50	**675379**	GT253C50	**675330**	GT253D50	**675438**	4
63	GT253B63	**675380**	GT253C63	**675331**	GT253D63	**675439**	4

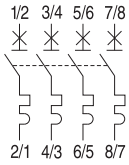

4P 4 mod.							
0.5	-	-	GT254C0.5	**675332**	GT254D0.5	**675440**	3
1	-	-	GT254C01	**675333**	GT254D01	**675441**	3
2	-	-	GT254C02	**675334**	GT254D02	**675442**	3
4	-	-	GT254C04	**675336**	GT254D04	**675444**	3
6	GT254B06	**675381**	GT254C06	**675337**	GT254D06	**675445**	3
10	GT254B10	**675383**	GT254C10	**675339**	GT254D10	**675447**	3
16	GT254B16	**675385**	GT254C16	**675341**	GT254D16	**675449**	3
20	GT254B20	**675386**	GT254C20	**675342**	GT254D20	**675450**	3
25	GT254B25	**675387**	GT254C25	**675343**	GT254D25	**675451**	3
32	GT254B32	**675388**	GT254C32	**675344**	GT254D32	**675452**	3
40	GT254B40	**675389**	GT254C40	**675345**	GT254D40	**675453**	3
50	GT254B50	**675390**	GT254C50	**675346**	GT254D50	**675454**	3
63	GT254B63	**675391**	GT254C63	**675347**	GT254D63	**675455**	3

GE YATRON 日騰
Authorized P.B / Distributor | Intelligence Makes The Dream Come True | WWW.YATRON.COM.CN

Miniature Circuit Breakers

EP100 UC

EN/IEC 60898-2	6000	T15
DIN VDE 0641		
EN/IEC 60947-2	10kA	

Applications

Standards / Marking

EN/IEC 60898-2, DIN VDE 0641 CE

Add-on devices

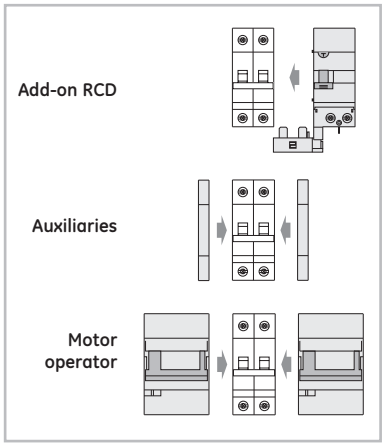

Add-on RCD pg B.16
Auxiliary contacts pg C.4
Motor operator pg C.7
Shunt trip pg C.8
Undervoltage release pg C.8
Panel board switch pg C.8

Accessories pg A.50
Busbars pg E.2
More technical data website
Dimensions pg A.80

Performance

Thermal setting In	(A)	0.5 -63
Rated voltage AC Un	(V)	230/400
		250/500/880 ⎓
Minimum operating voltage U_{Bmin}	(V)	12
		12 ⎓
Tripping characteristics		B-C
Mechanical/electrical endurance		20000/10000
Tropicalisation acc. to EN/IEC 60068-2		95%RH at 55°C
Terminal capacity flexible/rigid cable	(mm^2)	25-35
Poles(1)		1, 2, 4(2)
Weight	(g/pole)	120

Short-circuit capacity

AC/DC acc. to EN/IEC 60898-2(5)

Poles	*V*	*Icn=Ics (kA)*
1	125 DC	10
	250 DC	6
	230/400 AC	6
2	250 DC	10
	500 DC	6
	400 AC	6
4	800 DC	6

AC/DC acc. to EN/IEC 60947-2

Poles	*V*	*Icu (kA)*
1	220 DC	10(3)
2	440 DC	10(3)
1	230 AC	6(4)
2	400 AC	6(4)

(1) Polarity labeling to be respected due to the permanent magnet in the MCB
(2) For 4P execution open circuit voltage U_{CO} = 1000 ⎓
(3) T = 4ms
(4) 4.5kA for 50A & 63A
(5) After a switching of the net with more than 6kA in AC it should not be used in DC

Series EP100 UC - 10kA - characteristic B-C

	In (A)	B Cat. No.	B Ref. No.	C Cat. No.	C Ref. No.	Pack.
1P 1 mod.	0.5	-	-	EP101UCC0.5	**673301**	12
	1	-	-	EP101UCC01	**673302**	12
	2	-	-	EP101UCC02	**673303**	12
	4	-	-	EP101UCC04	**673305**	12
	6	EP101UCB06	**673333**	EP101UCC06	**673306**	12
	10	EP101UCB10	**673334**	EP101UCC10	**673308**	12
	16	EP101UCB16	**673335**	EP101UCC16	**673310**	12
	20	EP101UCB20	**673336**	EP101UCC20	**673311**	12
	25	EP101UCB25	**673337**	EP101UCC25	**673312**	12
	32	EP101UCB32	**673338**	EP101UCC32	**673313**	12
	40	EP101UCB40	**673339**	EP101UCC40	**673314**	12
	50	EP101UCB50	**673340**	EP101UCC50	**673315**	12
	63	EP101UCB63	**673341**	EP101UCC63	**673316**	12

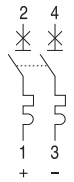

2P 2 mod.	0.5	-	-	EP102UCC0.5	**673317**	6
	1	-	-	EP102UCC01	**673318**	6
	2	-	-	EP102UCC02	**673319**	6
	4	-	-	EP102UCC04	**673321**	6
	6	EP102UCB06	**673342**	EP102UCC06	**673322**	6
	10	EP102UCB10	**673343**	EP102UCC10	**673324**	6
	16	EP102UCB16	**673344**	EP102UCC16	**673326**	6
	20	EP102UCB20	**673345**	EP121UCC20	**673327**	6
	25	EP102UCB25	**673346**	EP102UCC25	**673328**	6
	32	EP102UCB32	**673347**	EP102UCC32	**673329**	6
	40	EP102UCB40	**673348**	EP102UCC40	**673330**	6
	50	EP102UCB50	**673349**	EP102UCC50	**673331**	6
	63	EP102UCB63	**673350**	EP102UCC63	**673332**	6



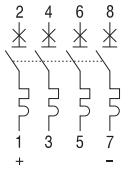

4P 4.5 mod.(1)	10	EP104 UC B10	**690200**			3
	16	EP104 UC B16	**688029**			3
	20	EP104 UC B20	**688026**			3
	25	EP104 UC B25	**691580**			3
	32	EP104 UC B32	**691581**			3
	40	EP104 UC B40	**688027**			3
	63	EP104 UC B63	**688028**			3

New

(1) Including auxiliary contact CAH (central half module)
Line to be connected to bottom terminals 1, 7 load to 3, 5.

Example of wiring in Photovoltaic Application

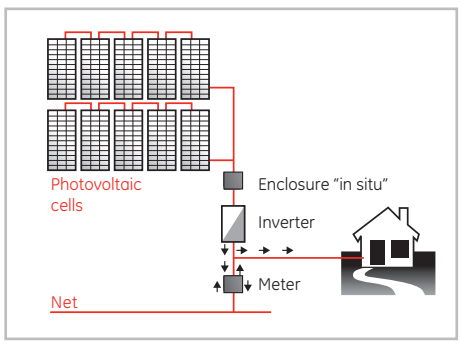

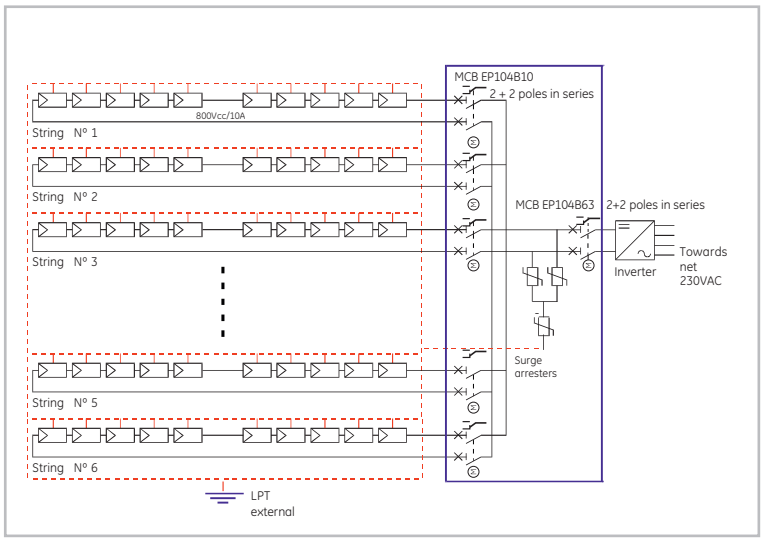

Example of installation in enclosure "in situ"

GE YATRON 日騰
Authorized P.B / Distributor | Intelligence Makes The Dream Come True | WWW.YATRON.COM.CN

Miniature Circuit Breakers

Series Hti

EN/IEC 60947-2 10kA

Applications

Standard / Marking

EN/IEC 60947-2 CE

Add-on devices

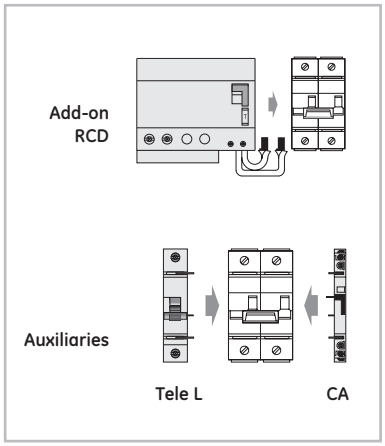

Add-on RCD pg A.34
Auxiliary contacts pg A.35
Shunt trip pg A.35

Performance

Thermal setting In	(A)	80-100-125
Rated voltage AC Un	(V)	230/400
Tripping characteristics		3-5 In (B) 5-10 In (C) 10-20 In (D)
Mechanical/electrical endurance		10000/4000
Operating temperature	(°C)	-25°C up to 55°C
Terminal capacity flexible/rigid cable	(mm^2)	70
Poles		1, 2, 3, 4
Weight	(g/pole)	210

Short-circuit capacity

Acc. to EN/IEC 60947-2 (B, C)

Poles	*V*	*Icu (kA)*(1)
1	230/400	10(2)
2	230	15(3)
3, 4	230	15(3)
3, 4	400	10(2)

Add-on RCD - technical performances

Standard		EN/IEC 60947-2
Nominal current In	(A)	80-125
Residual current IΔn	(mA)	30, 300
Rated voltage AC Un	(V)	2P: 230/400 3P-4P: 400
Resistance against unwanted tripping		Type A, AC: 250A 8/20 µs Type S: 3000A 8/20 µs
Terminal capacity flexible/rigid cable	(mm^2)	70
Poles		2, 3, 4

(1) Only for 3-5 In (B) and 5-10 In (C)
(2) 7.5kA for 10-20 In (D)
(3) 10kA for 10-20 In (D)

More technical data website
Dimensions pg A.81

Series Hti - 10kA - characteristics B-C-D

1P
1.5 mod.

In (A)	3-5 In (B) Cat. No.	3-5 In (B) Ref. No.	5-10 In (C) Cat. No.	5-10 In (C) Ref. No.	10-20 In (D) Cat. No.	10-20 In (D) Ref. No.	Pack.
80	Hti 101 B080	**671504**	Hti 101 C080	**671528**	Hti 101 D080	**671552**	8
100	Hti 101 B100	**671505**	Hti 101 C100	**671529**	Hti 101 D100	**671553**	1
125	Hti 101 B125	**671506**	Hti 101 C125	**671530**	Hti 101 D125	**671554**	1

2P
3 mod.

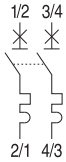

In (A)	3-5 In (B) Cat. No.	3-5 In (B) Ref. No.	5-10 In (C) Cat. No.	5-10 In (C) Ref. No.	10-20 In (D) Cat. No.	10-20 In (D) Ref. No.	Pack.
80	Hti 102 B080	**671510**	Hti 102 C080	**671534**	Hti 102 D080	**671558**	4
100	Hti 102 B100	**671511**	Hti 102 C100	**671535**	Hti 102 D100	**671559**	1
125	Hti 102 B125	**671512**	Hti 102 C125	**671536**	Hti 102 D125	**671560**	1



3P
4.5 mod.

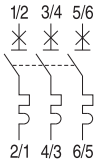

In (A)	3-5 In (B) Cat. No.	3-5 In (B) Ref. No.	5-10 In (C) Cat. No.	5-10 In (C) Ref. No.	10-20 In (D) Cat. No.	10-20 In (D) Ref. No.	Pack.
80	Hti 103 B080	**671516**	Hti 103 C080	**671540**	Hti 103 D080	**671564**	1
100	Hti 103 B100	**671517**	Hti 103 C100	**671541**	Hti 103 D100	**671565**	1
125	Hti 103 B125	**671518**	Hti 103 C125	**671542**	Hti 103 D125	**671566**	1

4P
6 mod.



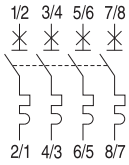

In (A)	3-5 In (B) Cat. No.	3-5 In (B) Ref. No.	5-10 In (C) Cat. No.	5-10 In (C) Ref. No.	10-20 In (D) Cat. No.	10-20 In (D) Ref. No.	Pack.
80	Hti 104 B80	**671522**	Hti 104 C080	**671546**	Hti 104 D080	**671570**	1
100	Hti 104 B100	**671523**	Hti 104 C100	**671547**	Hti 104 D100	**671571**	1
125	Hti 104 B125	**671524**	Hti 104 C125	**671548**	Hti 104 D125	**671572**	1

Only for 3-5 In (B) and 5-10 In (C)
For D see page A.32

GE YATRON 日騰
Authorized P.B / Distributor | Intelligence Makes The Dream Come True | WWW.YATRON.COM.CN

Series Hti - Add-on RCD - Type AC

	In (A)	30 mA Cat. No.	30 mA Ref. No.	300 mA Cat. No.	300 mA Ref. No.	Pack.
2P 6 mod.	80-125	DOC 2125/030	**671574**	DOC 2125/300	**671576**	1
3P 6 mod.	80-125	DOC 3125/030	**671582**	DOC 3125/300	**671584**	1
4P 6 mod.	80-125	DOC 4125/030	**671590**	DOC 4125/300	**671592**	1

Series Hti - Add-on RCD - Type A





	In (A)	30 mA Cat. No.	30 mA Ref. No.	300 mA Cat. No.	300 mA Ref. No.	Pack.
3P 6 mod.	80-125	DOCA 3125/030	**671581**	DOCA 3125/300	**671583**	1
4P 6 mod.	80-125	DOCA 4125/030	**671589**	DOCA 4125/300	**671591**	1

Series Hti - Add-on RCD - Type S





	In (A)	30 mA Cat. No.	30 mA Ref. No.	300 mA Cat. No.	300 mA Ref. No.	Pack.
3P 6 mod.	80-125	-	-	DOCS 3125/300	**671585**	1
4P 6 mod.	80-125	-	-	DOCS 4125/300	**671593**	1

On demand: 2P type A and S

Series Hti - Auxiliary contacts

Mod.	Functions	Description	Cat. No.	Ref. No.	Pack.
1/2	H	Auxiliary contact	Hti H	**671597**	1
1/2	S	Signal contact S + test + reset	Hti S	**671598**	12
1/2	H/S	Changeable auxiliary/signal contact	Hti H/S	**671599**	1
1/2	H+H/S	Auxiliary contact and changeable auxiliary/signal contact	Hti HH/HS	**671600**	1
1/2	H+S	Auxiliary contact and signal contact H + S + test + reset	Hti HSR	**671602**	1

Series Hti - Shunt trip

	Rated voltage	Closing current	Operating time	Coil impedance at 50Hz	Cat. No.	Ref. No.	Pack.
1 mod.	110 to 415V	0.3A at 110V	10 ms	ca. 29 Ohm			
	110 to 125VDC	0.6A at 230V	4ms	ca. 29 Ohm	TELE L 110	**624945**	8
		1A at 400V	2ms	ca. 29 Ohm			
1 mod.	24 to 48VDC	1A at 24VDC	10ms	ca. 24 Ohm	TELE L 24	**624946**	8
	24 to 60V	2A at 48VDC	4ms	ca. 24 Ohm			

GE YATRON 日騰
Authorized P.B / Distributor | Intelligence Makes The Dream Come True | WWW.YATRON.COM.CN

Miniature circuit breakers with UL approval

EP60 UL (Supplementary protection)

Recognized UL 1077 6 kA

EN/IEC 60898-1 6000 / 3

EN/IEC 60947-2 10 kA

Applications

Approval / Marking

Add-on devices

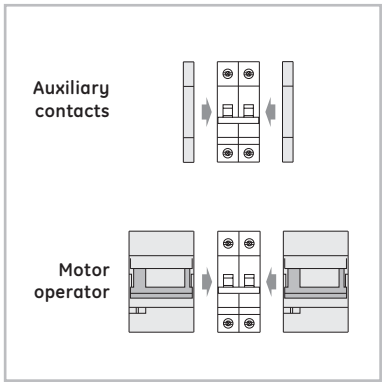

Auxiliary contacts pg C.4
Motor operator pg C.7
Shunt trip pg C.8

Dimensions pg A.80

Performances

Thermal setting In	(A)	0.5-63
Rated voltage AC Un	(V)	277/480; 110V ⎓
Minimum operating voltage U_{Bmin}	(V)	12
Tripping characteristics		B-C-D
Selectivity class		3
Mechanical/electrical endurance		20000/10000
Tropicalisation acc. EN/IEC 60068-2-28/2-30		95%RH at 55°C
Terminal capacity flexible/rigid cable	(mm^2)	25-35
Poles		1, 2, 3, 4
Weight/pole	(g)	125

Short-circuit capacity

According to UL 1077

Poles	*V*	*Icc (kA)*
1	277	6
2, 3, 4	277/480	6

According to EN/IEC 60898-1

Poles	*V*	*Icn/Ics (kA)*
1	230/400	6
2, 3, 4	400	6

According to EN/IEC 60947-2

Poles	*V*	*Icu (kA)*(1)
1	127	20
	240	10
	415	3
2	127	30
2, 3, 4	240	20
	415	10
	440	6

DC according to EN/IEC 60947-2

Poles	*Un (V ⎓)*	*Icu (kA)/Ics (kA)*
1	60	25
2	125	30

(1) Ics = 75% Icu

with UL 1077 approval

Series EP60 UL - 6kA - characteristics B-C-D

	In (A)	B Cat. No.	B Ref. No.	C Cat. No.	C Ref. No.	D Cat. No.	D Ref. No.	Pack.
1P 1 mod.	0.5	-	-	EP61ULC0.5	**686656**	EP61ULD0.5	**686732**	12
	1	-	-	EP61ULC01	**686657**	EP61ULD01	**686733**	12
	2	-	-	EP61ULC02	**686658**	EP61ULD02	**686734**	12
	4	-	-	EP61ULC04	**686660**	EP61ULD04	**686736**	12
	6	EP61ULB06	**686601**	EP61ULC06	**686662**	EP61ULD06	**686738**	12
	10	EP61ULB10	**686602**	EP61ULC10	**686663**	EP61ULD10	**686739**	12
	16	EP61ULB16	**686605**	EP61ULC16	**686666**	EP61ULD16	**686742**	12
	20	EP61ULB20	**686606**	EP61ULC20	**686667**	EP61ULD20	**686743**	12
	25	EP61ULB25	**686607**	EP61ULC25	**686668**	EP61ULD25	**686744**	12
	32	EP61ULB32	**686609**	EP61ULC32	**686670**	EP61ULD32	**686746**	12
	40	EP61ULB40	**686610**	EP61ULC40	**686671**	EP61ULD40	**686747**	12
	50	EP61ULB50	**686611**	EP61ULC50	**686672**	EP61ULD50	**686748**	12
	63	EP61ULB63	**686613**	EP61ULC63	**686674**	EP61ULD63	**686750**	12

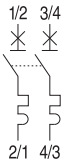

2P 2 mod.	0.5	-	-	EP62ULC0.5	**686675**	EP62ULD0.5	**686751**	6
	1	-	-	EP62ULC01	**686676**	EP62ULD01	**686752**	6
	2	-	-	EP62ULC02	**686677**	EP62ULD02	**686753**	6
	4	-	-	EP62ULC04	**686679**	EP62ULD04	**686755**	6
	6	EP62ULB06	**686615**	EP62ULC06	**686681**	EP62ULD06	**686757**	6
	10	EP62ULB10	**686616**	EP62ULC10	**686682**	EP62ULD10	**686758**	6
	16	EP62ULB16	**686619**	EP62ULC16	**686685**	EP62ULD16	**686761**	6
	20	EP62ULB20	**686620**	EP62ULC20	**686686**	EP62ULD20	**686762**	6
	25	EP62ULB25	**686621**	EP62ULC25	**686687**	EP62ULD25	**686763**	6
	32	EP62ULB32	**686623**	EP62ULC32	**686689**	EP62ULD32	**686765**	6
	40	EP62ULB40	**686624**	EP62ULC40	**686690**	EP62ULD40	**686766**	6
	50	EP62ULB50	**686625**	EP62ULC50	**686691**	EP62ULD50	**686767**	6
	63	EP62ULB63	**686627**	EP62ULC63	**686693**	EP62ULD63	**686769**	6

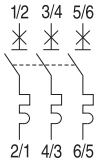

3P 3 mod.	0.5	-	-	EP63ULC0.5	**686694**	EP63ULD0.5	**686770**	4
	1	-	-	EP63ULC01	**686695**	EP63ULD01	**686771**	4
	2	-	-	EP63ULC02	**686696**	EP63ULD02	**686772**	4
	4	-	-	EP63ULC04	**686698**	EP63ULD04	**686774**	4
	6	EP63ULB06	**686629**	EP63ULC06	**686700**	EP63ULD06	**686776**	4
	10	EP63ULB10	**686630**	EP63ULC10	**686701**	EP63ULD10	**686777**	4
	16	EP63ULB16	**686633**	EP63ULC16	**686704**	EP63ULD16	**686780**	4
	20	EP63ULB20	**686634**	EP63ULC20	**686705**	EP63ULD20	**686781**	4
	25	EP63ULB25	**686635**	EP63ULC25	**686706**	EP63ULD25	**686782**	4
	32	EP63ULB32	**686637**	EP63ULC32	**686708**	EP63ULD32	**686784**	4
	40	EP63ULB40	**686638**	EP63ULC40	**686709**	EP63ULD40	**686785**	4
	50	EP63ULB50	**686639**	EP63ULC50	**686710**	EP63ULD50	**686786**	4
	63	EP63ULB63	**686641**	EP63ULC63	**686712**	EP63ULD63	**686788**	4

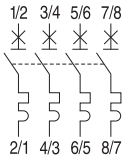

4P 4 mod.	0.5	-	-	EP64ULC0.5	**686713**	EP64ULD0.5	**686789**	3
	1	-	-	EP64ULC01	**686714**	EP64ULD01	**686790**	3
	2	-	-	EP64ULC02	**686715**	EP64ULD02	**686791**	3
	4	-	-	EP64ULC04	**686717**	EP64ULD04	**686793**	3
	6	EP64ULB06	**686643**	EP64ULC06	**686719**	EP64ULD06	**686795**	3
	10	EP64ULB10	**686644**	EP64ULC10	**686720**	EP64ULD10	**686796**	3
	16	EP64ULB16	**686647**	EP64ULC16	**686723**	EP64ULD16	**686799**	3
	20	EP64ULB20	**686648**	EP64ULC20	**686724**	EP64ULD20	**686800**	3
	25	EP64ULB25	**686649**	EP64ULC25	**686725**	EP64ULD25	**686801**	3
	32	EP64ULB32	**686651**	EP64ULC32	**686727**	EP64ULD32	**686803**	3
	40	EP64ULB40	**686652**	EP64ULC40	**686728**	EP64ULD40	**686804**	3
	50	EP64ULB50	**686653**	EP64ULC50	**686729**	EP64ULD50	**686805**	3
	63	EP64ULB63	**686655**	EP64ULC63	**686731**	EP64ULD63	**686807**	3

with UL 1077 approval

On request: 3 - 5 - 13 - 15 - 30 - 60A

GE YATRON 日騰
Authorized P.B / Distributor | Intelligence Makes The Dream Come True | WWW.YATRON.COM.CN

Miniature circuit breakers with UL approval

EP100 UL (Supplementary protection)

Recognized	UL 1077	10 kA
EN/IEC 60898-1		10000 / 3
EN/IEC 60947-2		15 kA

Applications

Approval / Marking

Add-on devices

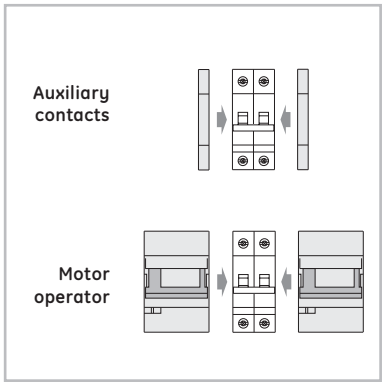

Auxiliary contacts pg C.4
Motor operator pg C.7
Shunt trip pg C.8

Dimensions pg A.80

Performances

Thermal setting In	(A)	0.5-63
Rated voltage AC Un	(V)	277/480; 110V ⎓
Minimum operating voltage U_{Bmin}	(V)	12
Tripping characteristics		B-C-D
Selectivity class		3
Mechanical/electrical endurance		20000/10000
Tropicalisation acc. EN/IEC 60068-2-28/2-30		95%RH at 55°C
Terminal capacity flexible/rigid cable	(mm^2)	25-35
Poles		1, 2, 3, 4
Weight/pole	(g)	125

Short-circuit capacity

According to UL 1077

Poles	V	Icc (kA)
1	277	10
2, 3, 4	277/480	10

According to EN/IEC 60898-1

Poles	V	Icn/Ics (kA)
1	230/400	10
2, 3, 4	400	10

According to EN/IEC 60947-2

Poles	V	Icu (kA)(1)
1	127	30
	240	15
	415	4
2	127	40
2, 3, 4	240	30
	415	15
	440	10

DC according to EN/IEC 60947-2

Poles	Un (V ⎓)	Icu (kA)/Ics (kA)
1	60	25
2	125	30

(1) Ics = 50% Icu

with UL 1077 approval

Series EP100 UL - 10kA - characteristics B-C-D

		B		C		D		
	In (A)	Cat. No.	Ref. No.	Cat. No.	Ref. No.	Cat. No.	Ref. No.	Pack.
1P 1 mod.	0.5	-	-	EP101ULC0.5	**686864**	EP101ULD0.5	**686940**	12
	1	-	-	EP101ULC01	**686865**	EP101ULD01	**686941**	12
	2	-	-	EP101ULC02	**686866**	EP101ULD02	**686942**	12
	4	-	-	EP101ULC04	**686868**	EP101ULD04	**686944**	12
	6	EP101ULB06	**686809**	EP101ULC06	**686870**	EP101ULD06	**686946**	12
	10	EP101ULB10	**686810**	EP101ULC10	**686871**	EP101ULD10	**686947**	12
	16	EP101ULB16	**686813**	EP101ULC16	**686874**	EP101ULD16	**686950**	12
	20	EP101ULB20	**686814**	EP101ULC20	**686875**	EP101ULD20	**686951**	12
	25	EP101ULB25	**686815**	EP101ULC25	**686876**	EP101ULD25	**686952**	12
	32	EP101ULB32	**686817**	EP101ULC32	**686878**	EP101ULD32	**686954**	12
	40	EP101ULB40	**686818**	EP101ULC40	**686879**	EP101ULD40	**686955**	12
	50	EP101ULB50	**686819**	EP101ULC50	**686880**	EP101ULD50	**686956**	12
	63	EP101ULB63	**686821**	EP101ULC63	**686882**	EP101ULD63	**686958**	12

2P 2 mod.	0.5	-	-	EP102ULC0.5	**686883**	EP102ULD0.5	**686959**	6
	1	-	-	EP102ULC01	**686884**	EP102ULD01	**686960**	6
	2	-	-	EP102ULC02	**686885**	EP102ULD02	**686961**	6
	4	-	-	EP102ULC04	**686887**	EP102ULD04	**686963**	6
	6	EP102ULB06	**686823**	EP102ULC06	**686889**	EP102ULD06	**686965**	6
	10	EP102ULB10	**686824**	EP102ULC10	**686890**	EP102ULD10	**686966**	6
	16	EP102ULB16	**686827**	EP102ULC16	**686893**	EP102ULD16	**686969**	6
	20	EP102ULB20	**686828**	EP102ULC20	**686894**	EP102ULD20	**686970**	6
	25	EP102ULB25	**686829**	EP102ULC25	**686895**	EP102ULD25	**686971**	6
	32	EP102ULB32	**686831**	EP102ULC32	**686897**	EP102ULD32	**686973**	6
	40	EP102ULB40	**686832**	EP102ULC40	**686898**	EP102ULD40	**686974**	6
	50	EP102ULB50	**686833**	EP102ULC50	**686899**	EP102ULD50	**686975**	6
	63	EP102ULB63	**686835**	EP102ULC63	**686901**	EP102ULD63	**686977**	6

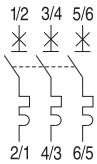

3P 3 mod.	0.5	-	-	EP103ULC0.5	**686902**	EP103ULD0.5	**686978**	4
	1	-	-	EP103ULC01	**686903**	EP103ULD01	**686979**	4
	2	-	-	EP103ULC02	**686904**	EP103ULD02	**686980**	4
	4	-	-	EP103ULC04	**686906**	EP103ULD04	**686982**	4
	6	EP103ULB06	**686837**	EP103ULC06	**686908**	EP103ULD06	**686984**	4
	10	EP103ULB10	**686838**	EP103ULC10	**686909**	EP103ULD10	**686985**	4
	16	EP103ULB16	**686841**	EP103ULC16	**686912**	EP103ULD16	**686988**	4
	20	EP103ULB20	**686842**	EP103ULC20	**686913**	EP103ULD20	**686989**	4
	25	EP103ULB25	**686843**	EP103ULC25	**686914**	EP103ULD25	**686990**	4
	32	EP103ULB32	**686845**	EP103ULC32	**686916**	EP103ULD32	**686992**	4
	40	EP103ULB40	**686846**	EP103ULC40	**686917**	EP103ULD40	**686993**	4
	50	EP103ULB50	**686847**	EP103ULC50	**686918**	EP103ULD50	**686994**	4
	63	EP103ULB63	**686849**	EP103ULC63	**686920**	EP103ULD63	**686996**	4

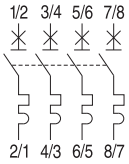

4P 4 mod.	0.5	-	-	EP104ULC0.5	**686921**	EP104ULD0.5	**686997**	3
	1	-	-	EP104ULC01	**686922**	EP104ULD01	**686998**	3
	2	-	-	EP104ULC02	**686923**	EP104ULD02	**686999**	3
	4	-	-	EP104ULC04	**686925**	EP104ULD04	**687001**	3
	6	EP104ULB06	**686851**	EP104ULC06	**686927**	EP104ULD06	**687003**	3
	10	EP104ULB10	**686852**	EP104ULC10	**686928**	EP104ULD10	**687004**	3
	16	EP104ULB16	**686855**	EP104ULC16	**686931**	EP104ULD16	**687007**	3
	20	EP104ULB20	**686856**	EP104ULC20	**686932**	EP104ULD20	**687008**	3
	25	EP104ULB25	**686857**	EP104ULC25	**686933**	EP104ULD25	**687009**	3
	32	EP104ULB32	**686859**	EP104ULC32	**686935**	EP104ULD32	**687011**	3
	40	EP104ULB40	**686860**	EP104ULC40	**686936**	EP104ULD40	**687012**	3
	50	EP104ULB50	**686861**	EP104ULC50	**686937**	EP104ULD50	**687013**	3
	63	EP104ULB63	**686863**	EP104ULC63	**686939**	EP104ULD63	**687015**	3

with UL 1077 approval

On request: 3 - 5 - 13 - 15 - 30 - 60A

GE YATRON 日騰
Authorized P.B / Distributor | Intelligence Makes The Dream Come True | WWW.YATRON.COM.CN

Miniature circuit breakers with UL approval

EP100 ULH (Branch circuit protection)

Listed	UL 489	10 kA
	EN 60947-2	15 kA

Applications

Approval / Marking

c UL US LISTED CE

Add-on devices

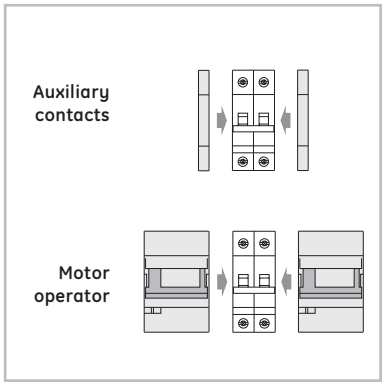

Auxiliary contacts pg C.4
Motor operator pg C.7
Shunt trip pg C.8

Performances

Thermal setting In	(A)	0.5-32
Rated voltage AC Un	(V)	120/240; 110V ⎓
Minimum operating voltage U_{Bmin}	(V)	12
Tripping characteristics		B-C-D
Selectivity class		3
Mechanical/electrical endurance		20000/10000
Tropicalisation acc. EN/IEC 60068-2-28/2-30		95%RH at 55°C
Terminal capacity flexible/rigid cable	(mm^2)	25-35
Poles		1, 2, 3
Weight/pole	(g)	130

Short-circuit capacity

According to UL 489

Poles	V	Icc (kA)
1	120	10
2, 3	240	10

According to EN/IEC 60947-2

Poles	V	Icu (kA)(1)
1	127	30
	240	15
	415	4
2	127	40
2, 3	240	30
	415	15
	440	10

DC according to EN/IEC 60947-2

Poles	Un (V ⎓)	Icu (kA)/Ics (kA)
1	60	25
2	125	30

(1) Ics = 50% Icu

Dimensions pg A.80

with UL 489 approval

Series EP100 ULH - 10kA - characteristics B-C-D

		B		C		D		
	In (A)	Cat. No.	Ref. No.	Cat. No.	Ref. No.	Cat. No.	Ref. No.	Pack.
1P 1 mod. (1)	0.5	-	-	EP101ULHC0.5	**690265**	EP101ULHD0.5	**690313**	12
	1	-	-	EP101ULHC01	**690266**	EP101ULHD01	**690314**	12
	2	-	-	EP101ULHC02	**690267**	EP101ULHD02	**690315**	12
	4	-	-	EP101ULHC04	**690269**	EP101ULHD04	**690317**	12
	5	EP101ULHB05	**690214**	EP101ULHC05	**690270**	EP101ULHD05	**690318**	12
	6	EP101ULHB06	**690215**	EP101ULHC06	**690271**	EP101ULHD06	**690320**	12
	10	EP101ULHB10	**690216**	EP101ULHC10	**690273**	EP101ULHD10	**690321**	12
	13	EP101ULHB13	**690217**	EP101ULHC13	**690274**	EP101ULHD13	**690322**	12
	15	EP101ULHB15	**690218**	EP101ULHC15	**690275**	EP101ULHD15	**690323**	12
	16	EP101ULHB16	**690219**	EP101ULHC16	**690276**	EP101ULHD16	**690324**	12
	20	EP101ULHB20	**690220**	EP101ULHC20	**690277**	EP101ULHD20	**690325**	12
	25	EP101ULHB25	**690221**	EP101ULHC25	**690278**	EP101ULHD25	**690326**	12
	30	EP101ULHB30	**690222**	EP101ULHC30	**690279**	EP101ULHD30	**690327**	12
	32	EP101ULHB32	**690223**	EP101ULHC32	**690280**	EP101ULHD32	**690328**	12

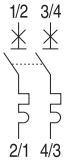

2P 2 mod.	0.5	-	-	EP102ULHC0.5	**690281**	EP102ULHD0.5	**690329**	6
	1	-	-	EP102ULHC01	**690282**	EP102ULHD01	**690330**	6
	2	-	-	EP102ULHC02	**690283**	EP102ULHD02	**690331**	6
	4	-	-	EP102ULHC04	**690285**	EP102ULHD04	**690333**	6
	5	EP102ULHB05	**690224**	EP102ULHC05	**690286**	EP102ULHD05	**690334**	6
	6	EP102ULHB06	**690225**	EP102ULHC06	**690287**	EP102ULHD06	**690335**	6
	10	EP102ULHB10	**690226**	EP102ULHC10	**690289**	EP102ULHD10	**690337**	6
	13	EP102ULHB13	**690227**	EP102ULHC13	**690290**	EP102ULHD13	**690338**	6
	15	EP102ULHB15	**690228**	EP102ULHC15	**690291**	EP102ULHD15	**690339**	6
	16	EP102ULHB16	**690229**	EP102ULHC16	**690292**	EP102ULHD16	**690340**	6
	20	EP102ULHB20	**690230**	EP102ULHC20	**690293**	EP102ULHD20	**690341**	6
	25	EP102ULHB25	**690231**	EP102ULHC25	**690294**	EP102ULHD25	**690342**	6
	30	EP102ULHB30	**690232**	EP102ULHC30	**690295**	EP102ULHD30	**690343**	6
	32	EP102ULHB32	**690233**	EP102ULHC32	**690296**	EP102ULHD32	**690344**	6

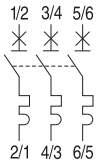

3P 3 mod.	0.5	-	-	EP103ULHC0.5	**690297**	EP103ULHD0.5	**690345**	4
	1	-	-	EP103ULHC01	**690298**	EP103ULHD01	**690346**	4
	2	-	-	EP103ULHC02	**690299**	EP103ULHD02	**690347**	4
	4	-	-	EP103ULHC04	**690301**	EP103ULHD04	**690349**	4
	5	EP103ULHB05	**290234**	EP103ULHC05	**690302**	EP103ULHD05	**690350**	4
	6	EP103ULHB06	**690235**	EP103ULHC06	**690303**	EP103ULHD06	**690351**	4
	10	EP103ULHB10	**690236**	EP103ULHC10	**690305**	EP103ULHD10	**690353**	4
	13	EP103ULHB13	**290237**	EP103ULHC13	**690306**	EP103ULHD13	**690354**	4
	15	EP103ULHB15	**290238**	EP103ULHC15	**690307**	EP103ULHD15	**690355**	4
	16	EP103ULHB16	**690239**	EP103ULHC16	**690308**	EP103ULHD16	**690356**	4
	20	EP103ULHB20	**690240**	EP103ULHC20	**690309**	EP103ULHD20	**690357**	4
	25	EP103ULHB25	**690241**	EP103ULHC25	**690310**	EP103ULHD25	**690358**	4
	30	EP103ULHB30	**290242**	EP103ULHC30	**690311**	EP103ULHD30	**690359**	4
	32	EP103ULHB32	**690243**	EP103ULHC32	**690312**	EP103ULHD32	**690360**	4

with UL 489 approval

Accessories for MCB's

		Cat. No.	Ref. No.	Pack.
Walls	Walls for terminals IP	WUL	**690244**	10



Several 1 pole MCB's side to side mounted and opposite polarity must be provided by walls on poles.
Also when 1 pole MCB's mounting add-on extensions.

Padlocking bracket	Allows padlocking in ON and OFF position	KS	**624929**	2

GE YATRON 日騰
Authorized P.B / Distributor | Intelligence Makes The Dream Come True | WWW.YATRON.COM.CN

Miniature circuit breakers for railway applications

EP100 R

EN 60898-1	10000 / 3
EN 60947-2	15 kA

Bombardier Certified

Applications

Approval / Marking

BTA-EN50155 CE

Add-on devices

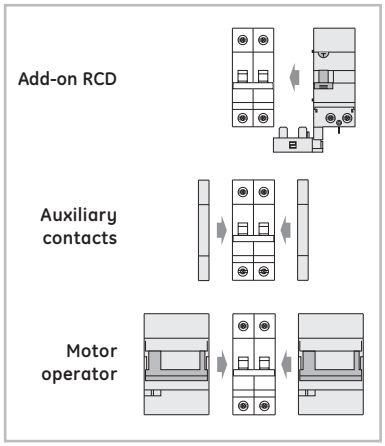

Add-on RCD pg B.16
Auxiliary contacts pg C.4
Motor operator pg C.7
Shunt trip pg C.8
Undervoltage release pg C.8
Panel Board Switch pg C.8

Accessories pg A.50
Busbars pg E.2
More technical data website
Dimensions pg A.80

Performance

Thermal setting In	(A)	0.5 -63
Rated voltage AC Un	(V)	230/400
Minimum operating voltage U_{Bmin}	(V)	12
Tripping characteristics		B-C
Selectivity class		3
Mechanical/electrical endurance		20000/10000
Tropicalisation acc. to EN/IEC 60068-2		95%RH at 55°C
Terminal capacity flexible/rigid cable	(mm^2)	25-35
Poles		3
Weight/pole	(g)	125

Short-circuit capacity

AC/DC acc. to EN/IEC 60898-2

Poles	*V*	*Icn=Ics (kA)*
3	400 DC	10(1)

AC/DC acc. to EN/IEC 60947-2

Poles	*V*	*Icu (kA)(2)*
3	240 DC	30
	415 DC	15
	440 AC	10

(1) Avec distance de grille de 60 mm pour B-C et D; Ics = 75% Icu
(2) Ics = 50% Icu

Railway Applications

Bombardier Certified

Series EP100 R - 10kA - characteristics B-C

3P
3 mod.

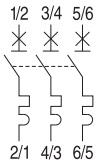

	B		C		
In (A)	Cat. No.	Ref. No.	Cat. No.	Ref. No.	Pack.
0,5	-	-	EP103C0,5RAIL	**681461**	4
1	-	-	EP103C01RAIL	**681462**	4
2	-	-	EP103C02RAIL	**681463**	4
3	-	-	EP103C03RAIL	**681464**	4
4	-	-	EP103C04RAIL	**681465**	4
6	EP103B06RAIL	**681452**	EP103C06RAIL	**681466**	4
10	EP103B10RAIL	**681453**	EP103C10RAIL	**681467**	4
16	EP103B16RAIL	**681454**	EP103C16RAIL	**681468**	4
20	EP103B20RAIL	**681455**	EP103C20RAIL	**681469**	4
25	EP103B25RAIL	**681456**	EP103C25RAIL	**681470**	4
32	EP103B32RAIL	**681457**	EP103C32RAIL	**681471**	4
40	EP103B40RAIL	**681458**	EP103C40RAIL	**681472**	4
50	EP103B50RAIL	**681459**	EP103C50RAIL	**681473**	4
63	EP103B63RAIL	**681460**	EP103C63RAIL	**681474**	4

GE YATRON 日騰
Authorized P.B / Distributor | Intelligence Makes The Dream Come True | WWW.YATRON.COM.CN

Miniature circuit breakers for railway applications

EP100 UCR

EN/IEC 60898-2	6000	T15
DIN VDE 0641		

EN/IEC 60947-2 10kA

Bombardier Certified

Applications

Standards / Marking

BTA-EN50155 CE

Add-on devices

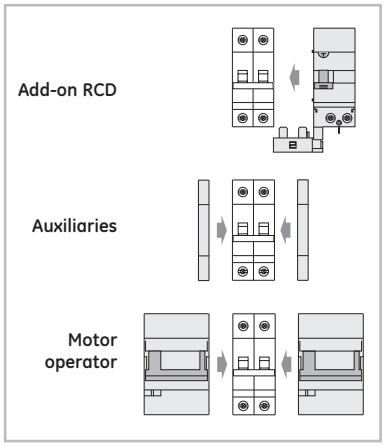

Add-on RCD pg B.16
Auxiliary contacts pg C.4
Motor operator pg C.7
Shunt trip pg C.8
Undervoltage release pg C.8
Panel Board Switch pg C.8

Accessories pg A.50
Busbars pg E.2
More technical data website
Dimensions pg A.80

Performance

Thermal setting In	(A)	0.5 -63
Rated voltage AC Un	(V)	230/400
		250/500 ⎓
Minimum operating voltage U_{Bmin}	(V)	12
		12 ⎓
Tripping characteristics		B-C-K
Mechanical/electrical endurance		20000/10000
Tropicalisation acc. to EN/IEC 60068-2		95%RH at 55°C
Terminal capacity flexible/rigid cable	(mm^2)	25-35
Poles(1)		1, 2
Weight	(g/pole)	125

Short-circuit capacity

AC/DC acc. to EN/IEC 60898-2(4)

Poles	*V*	*Icn=Ics (kA)*
1	125 DC	10
	220 DC	6
	230/400 AC	6
2	250 DC	10
	440 DC	6
	400 AC	6

AC/DC acc. to EN/IEC 60947-2

Poles	*V*	*Icu (kA)*
1	220 DC	10(2)
2	440 DC	10(2)
1	230 AC	6(3)
2	400 AC	6(3)

(1) Polarity labeling to be respected due to the permanent magnet in the MCB
(2) T = 4ms
(3) 4.5kA for 50A & 63A
(4) After a switching of the net with more than 6kA in AC it should not be used in DC

Railway Applications
Bombardier Certified

Series EP100 UCR - 10kA - characteristics B-C-K

		B		C		K		
	In (A)	Cat. No.	Ref. No.	Cat. No.	Ref. No.	Cat. No.	Ref. No.	Pack.
1P 1 mod.	0,5	-	-	EP101UCRC0,5	**681493**	EP101UCRK0,5	**673267**	12
	1	-	-	EP101UCRC01	**681494**	EP101UCRK01	**673268**	12
	1,6	-	-	-	-	EP101UCRK1,6	**673269**	12
	2	EP101UCRB02	**681771**	EP101UCRC02	**681495**	EP101UCRK02	**673270**	12
	3	-	-	-	-	EP101UCRK03	**673271**	12
	4	EP101UCRB04	**681772**	EP101UCRC04	**681496**	EP101UCRK04	**673272**	12
	6	EP101UCRB06	**681475**	EP101UCRC06	**681497**	EP101UCRK06	**673273**	12
	8	-	-			EP101UCRK08	**673274**	12
	10	EP101UCRB10	**681476**	EP101UCRC10	**681498**	EP101UCRK10	**673275**	12
	13	-	-	-	-	EP101UCRK13	**673276**	12
	16	EP101UCRB16	**681477**	EP101UCRC16	**681499**	EP101UCRK16	**673277**	12
	20	EP101UCRB20	**681478**	EP101UCRC20	**681500**	EP101UCRK20	**673278**	12
	25	EP101UCRB25	**681479**	EP101UCRC25	**681501**	EP101UCRK25	**673279**	12
	32	EP101UCRB32	**681480**	EP101UCRC32	**681502**	EP101UCRK32	**673280**	12
	40	EP101UCRB40	**681481**	EP101UCRC40	**681503**	EP101UCRK40	**673281**	12
	50	EP101UCRB50	**681482**	EP101UCRC50	**681504**	EP101UCRK50	**673282**	12
	63	EP101UCRB63	**681483**	EP101UCRC63	**681505**	EP101UCRK63	**673283**	12

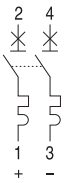

2P 1 mod.	0,5	-	-	EP102UCRC0,5	**681506**	EP102UCRK0,5	**673284**	6
	1	-	-	EP102UCRC01	**681507**	EP102UCRK01	**673285**	6
	1,6	-	-	-	-	EP102UCRK1,6	**673286**	6
	2	EP102UCRB02	**681773**	EP102UCRC02	**681508**	EP102UCRK02	**673287**	6
	3	-	-	-	-	EP102UCRK03	**673288**	6
	4	EP102UCRB04	**681774**	EP102UCRC04	**681509**	EP102UCRK04	**673289**	6
	6	EP102UCRB06	**681484**	EP102UCRC06	**681510**	EP102UCRK06	**673290**	6
	8	-	-	-	-	EP102UCRK08	**673291**	6
	10	EP102UCRB10	**681485**	EP102UCRC10	**681511**	EP102UCRK10	**673292**	6
	13	-	-	-	-	EP102UCRK13	**673293**	6
	16	EP102UCRB16	**681486**	EP102UCRC16	**681512**	EP102UCRK16	**673294**	6
	20	EP102UCRB20	**681487**	EP102UCRC20	**681513**	EP102UCRK20	**673295**	6
	25	EP102UCRB25	**681488**	EP102UCRC25	**681514**	EP102UCRK25	**673296**	6
	32	EP102UCRB32	**681489**	EP102UCRC32	**681515**	EP102UCRK32	**673297**	6
	40	EP102UCRB40	**681490**	EP102UCRC40	**681516**	EP102UCRK40	**673298**	6
	50	EP102UCRB50	**681491**	EP102UCRC50	**681517**	EP102UCRK50	**673299**	6
	63	EP102UCRB63	**681492**	EP102UCRC63	**681518**	EP102UCRK63	**673300**	6

Notes: 1: Always respect the polarities
2: Characteristics are in DC
-> B (DC) 3 up to 7.5 In
-> C (DC) 5 up to 15 In
-> K (DC) 8 up to 12 In
3: Bombarier Certification for K curve on process

GE YATRON 日騰
Authorized P.B / Distributor | Intelligence Makes The Dream Come True | WWW.YATRON.COM.CN

Miniature circuit breakers with ring terminals



Series EP100T

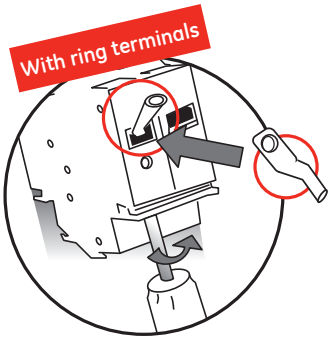

The miniature circuit breakers in RAIL-design have been developed with regard to shakes, shocks and vibrations

Applications

Standards

Certified acc. new CEI UNI 11170 (higher protection against fires)
Certified acc. to NF 16-101, smoke index F
Shock and vibrations tests acc. to IEC 61373

Approval / Marking

Trenitalia n° 371441.01

CE

Add-on devices

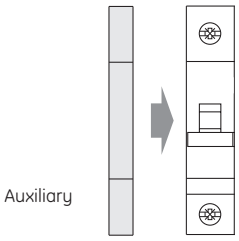

Auxiliary contacts series CBT
Shunt trip Tele LT

Auxiliary contacts pg C.10
Shunt trip pg C.11
Dimensions pg A.80

Performances

Thermal setting In	(A)	0.5 to 63 at 45°C
Rated voltage AC Un	(V)	240/440
Operating temperature	(°C)	-40/+70
Tripping characteristics		Z-B-C-K
Selectivity class		3
Mechanical/electrical endurance		20000/10000
Tropicalisation acc. IEC 60068-2-28/2-30		95% RH under 55°C
Capacity of ring terminal	(mm^2)	16 (x2 connections)
Torque	(Nm)	2
Poles		1, 2, 3, 4
Self-extinguish degree		according UNI CEI 11170
Smoke index acc. UNI CEI 11170, NF 16-102		F1
Maximum working altitude	(m)	2000

Short-circuit capacity

Acc. to EN/IEC 60898

Poles	*V~*	*Icn (kA)*
1-4	230/400	10

AC acc. to EN 60947-2 (minimum value)

Poles	*V~*	*Icu (kA)*
1	230	15
	133	20
2	440/380	15
	230/133	20
3, 4	440	10
	380	15
	230	20

DC acc. to EN 60947-2

Poles	*V ⎓*	*Icu (kA)/Ics(kA)*
1	60	25/15 ms
2	110	30/15 ms

New

Railway applications with ring terminals

Series EP100T - 10kA – characteristics Z-B-C-K

	2-3 In (Z)		3-5 In (B)		8-12 In (C)		8-12 In (K)		
1P 1 mod. In (A)	Cat. No.	Ref. No.	Cat. No.	Ref. No.	Cat. No.	Ref. No.	Cat. No.	Ref. No.	Pack.
0,5	EP101TZ0.5	**691277**	-	-	EP101TC0.5	**691245**	EP101TK0.5	**691261**	12
1	EP101TZ01	**691278**	-	-	EP101TC01	**691246**	EP101TK1	**691267**	12
1,6	EP101TZ1.6	**691284**	-	-	EP101TC1.6	**691252**	EP101TK1.6	**691268**	12
2	EP101TZ02	**691279**	-	-	EP101TC02	**691247**	EP101TK02	**691262**	12
3	EP101TZ03	**691280**	-	-	EP101TC03	**691248**	EP101TK03	**691263**	12
4	EP101TZ04	**691281**	-	-	EP101TC04	**691249**	EP101TK04	**691264**	12
6	EP101TZ06	**691282**	EP101TB6	**691234**	EP101TC06	**691250**	EP101TK06	**691265**	12
8	EP101TZ08	**691283**	EP101TB8	**691235**	EP101TC08	**691251**	EP101TK08	**691266**	12
10	EP101TZ10	**691285**	EP101TB10	**691236**	EP101TC10	**691253**	EP101TK10	**691269**	12
13	-	-	EP101TB13	**691237**	EP101TC13	**691254**	-	-	12
16	EP101TZ16	**691286**	EP101TB16	**691238**	EP101TC16	**691255**	EP101TK16	**691270**	12
20	EP101TZ20	**691287**	EP101TB20	**691239**	EP101TC20	**691256**	EP101TK20	**691271**	12
25	EP101TZ25	**691288**	EP101TB25	**691240**	EP101TC25	**667248**	EP101TK25	**691272**	12
32	EP101TZ32	**691289**	EP101TB32	**691241**	EP101TC32	**691257**	EP101TK32	**691273**	12
40	EP101TZ40	**691290**	EP101TB40	**691242**	EP101TC40	**691258**	EP101TK40	**691274**	12
50	EP101TZ50	**691291**	EP101TB50	**691243**	EP101TC50	**691259**	EP101TK50	**691275**	12
63	EP101TZ63	**691292**	EP101TB63	**691244**	EP101TC63	**691260**	EP101TK63	**691276**	12

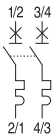

2P 2 mod.									
0,5	EP102TZ0.5	**691337**	-	-	EP102TC0.5	**691304**	EP102TK0.5	**691321**	6
1	EP102TZ01	**691338**	-	-	EP102TC01	**691305**	EP102TK01	**691322**	6
1,6	EP102TZ1.6	**691344**	-	-	EP102TC1.6	**691311**	EP102TK1.6	**691328**	6
2	EP102TZ02	**691339**	-	-	EP102TC02	**691306**	EP102TK02	**691323**	6
3	EP102TZ03	**691340**	-	-	EP102TC03	**691307**	EP102TK03	**691324**	6
4	EP102TZ04	**691341**	-	-	EP102TC04	**691308**	EP102TK04	**691325**	6
6	EP102TZ06	**691342**	EP102TB06	**691293**	EP102TC06	**691309**	EP102TK06	**691326**	6
8	EP102TZ08	**691343**	EP102TB08	**691294**	EP102TC08	**691310**	EP102TK08	**691327**	6
10	EP102TZ10	**691345**	EP102TB10	**691295**	EP102TC10	**691312**	EP102TK10	**691329**	6
13	-	-	EP102TB13	**691296**	EP102TC13	**691313**	-	-	6
16	EP102TZ16	**691346**	EP102TB16	**691297**	EP102TC16	**691314**	EP102TK16	**691330**	6
20	EP102TZ20	**691347**	EP102TB20	**691298**	EP102TC20	**691315**	EP102TK20	**691331**	6
25	EP102TZ25	**691348**	EP102TB25	**691299**	EP102TC25	**691316**	EP102TK25	**691332**	6
32	EP102TZ32	**691349**	EP102TB32	**691300**	EP102TC32	**691317**	EP102TK32	**691333**	6
40	EP102TZ40	**691350**	EP102TB40	**691301**	EP102TC40	**691318**	EP102TK40	**691334**	6
50	EP102TZ50	**691351**	EP102TB50	**691302**	EP102TC50	**691319**	EP102TK50	**691335**	6
63	EP102TZ63	**691352**	EP102TB63	**691303**	EP102TC63	**691320**	EP102TK63	**691336**	6



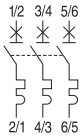

3P 3 mod.									
0,5	-	-	-	-	EP103TC0.5	**691364**	EP103TK0.5	**691381**	4
1	-	-	-	-	EP103TC01	**691365**	EP103TK01	**691382**	4
1,6	-	-	-	-	EP103TC1.6	**691371**	EP103TK1.6	**691388**	4
2	-	-	-	-	EP103TC02	**691366**	EP103TK02	**691383**	4
3	-	-	-	-	EP103TC03	**691367**	EP103TK03	**691384**	4
4	-	-	-	-	EP103TC04	**691368**	EP103TK04	**691385**	4
6	-	-	EP103TB06	**691353**	EP103TC06	**691369**	EP103TK06	**691386**	4
8	-	-	EP103TB08	**691354**	EP103TC08	**691370**	EP103TK08	**691387**	4
10	-	-	EP103TB10	**691355**	EP103TC10	**691372**	EP103TK10	**691389**	4
13	-	-	EP103TB13	**691356**	EP103TC13	**691373**	-	-	4
16	-	-	EP103TB16	**691357**	EP103TC16	**691374**	EP103TK16	**691390**	4
20	-	-	EP103TB20	**691358**	EP103TC20	**691375**	EP103TK20	**691391**	4
25	-	-	EP103TB25	**691359**	EP103TC25	**691376**	EP103TK25	**691392**	4
32	-	-	EP103TB32	**691360**	EP103TC32	**691377**	EP103TK32	**691393**	4
40	-	-	EP103TB40	**691361**	EP103TC40	**691378**	EP103TK40	**691394**	4
50	-	-	EP103TB50	**691362**	EP103TC50	**691379**	EP103TK50	**691395**	4
63	-	-	EP103TB63	**691363**	EP103TC63	**691380**	EP103TK63	**691396**	4



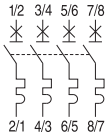

4P 4 mod.									
0,5	-	-	-	-	EP104TC0.5	**691407**	EP104TK0.5	**691424**	3
1	-	-	-	-	EP104TC01	**691408**	EP104TK01	**691425**	3
1,6	-	-	-	-	EP104TC1.6	**691414**	EP104TK1.6	**691431**	3
2	-	-	-	-	EP104TC02	**691409**	EP104TK02	**691426**	3
3	-	-	-	-	EP104TC03	**691410**	EP104TK03	**691427**	3
4	-	-	-	-	EP104TC04	**691411**	EP104TK04	**691428**	3
6	-	-	EP104TB06	**691397**	EP104TC06	**691412**	EP104TK06	**691429**	3
8	-	-	EP104TB08	**691398**	EP104TC08	**691413**	EP104TK08	**691430**	3
10	-	-	EP104TB10	**691399**	EP104TC10	**691415**	EP104TK10	**691432**	3
13	-	-	EP104TB13	**691400**	EP104TC13	**691416**	-	-	3
16	-	-	EP104TB16	**667247**	EP104TC16	**691417**	EP104TK16	**691433**	3
20	-	-	EP104TB20	**691401**	EP104TC20	**691418**	EP104TK20	**691434**	3
25	-	-	EP104TB25	**691402**	EP104TC25	**691419**	EP104TK25	**691435**	3
32	-	-	EP104TB32	**691403**	EP104TC32	**691420**	EP104TK32	**691436**	3
40	-	-	EP104TB40	**691404**	EP104TC40	**691421**	EP104TK40	**691437**	3
50	-	-	EP104TB50	**691405**	EP104TC50	**691422**	EP104TK50	**691438**	3
63	-	-	EP104TB63	**691406**	EP104TC63	**691423**	EP104TK63	**691439**	3

Railway applications with ring terminals

New

GE YATRON 日騰
Authorized P.B / Distributor | Intelligence Makes The Dream Come True | WWW.YATRON.COM.CN

Miniature circuit breakers with ring terminals

Series EP100UCT

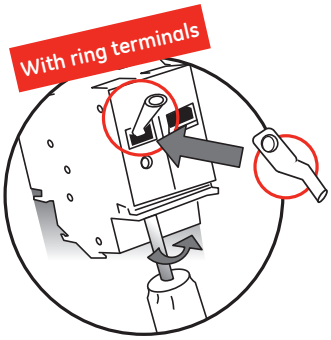

The miniature circuit breakers in RAIL-design have been developed with regard to shakes, shocks and vibrations

Applications

Standards

Certified acc. new CEI UNI 11170 (higher protection against fires)
Certified acc. to NF 16-101, smoke index F
Shock and vibrations tests acc. to IEC 61373

Approval / Marking

Trenitalia n° 371441.01

CE

Add-on devices

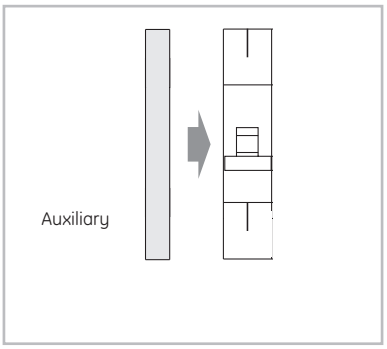

Auxiliary contacts pg C.10
Shunt trip pg C.11
Dimensions pg A.80

Performances

Thermal setting In	(A)	0.5 to 63 at 45°C
Rated voltage AC Un	(V)	250/440
Operating temperature	(°C)	-40/+70
Tripping characteristics		Z-B-C-K
Selectivity class		3
Mechanical/electrical endurance		20000/10000
Tropicalisation acc. IEC 60068-2-28/2-30		95% RH under 55°C
Capacity of ring terminal	(mm^2)	16 (x2 connections)
Torque	(Nm)	2
Poles		1, 2
Self-extinguish degree		according UNI CEI 11170
Smoke index acc. UNI CEI 11170, NF 16-102		F1
Maximum working altitude	(m)	2000

Short-circuit capacity

DC acc. to EN/IEC 60947-2

Poles	*V ⎓*	*Icu (kA)/Ics(kA)*
1	24	25/15 ms
	60	25/15 ms
	110	20/10 ms
	250	10/5 ms
2	24	30/15 ms
	60	30/15 ms
	110	25/15 ms
	250	10/5 ms

New

Railway applications with ring terminals

Series EP100UCT - 10kA - characteristics Z-B-C-K

		2-3 In (Z)		3-5 In (B)		8-12 In (C)		8-12 In (K)		
	In (A)	Cat. No.	Ref. No.	Cat. No.	Ref. No.	Cat. No.	Ref. No.	Cat. No.	Ref. No.	Pack.
1P 1 mod.	0,5	EP101UCTZ0.5	**691484**	-	-	EP101UCTC0.5	**691451**	EP101UCTK0.5	**691468**	12
	1	EP101UCTZ01	**691485**	-	-	EP101UCTC01	**691452**	EP101UCTK01	**691469**	12
	1,6	EP101UCTZ1.6	**691491**	-	-	EP101UCTC1.6	**691458**	EP101UCTK1.6	**691475**	12
	2	EP101UCTZ02	**691486**	-	-	EP101UCTC02	**691453**	EP101UCTK02	**691470**	12
	3	EP101UCTZ03	**691487**	-	-	EP101UCTC03	**691454**	EP101UCTK03	**691471**	12
	4	EP101UCTZ04	**691488**	-	-	EP101UCTC04	**691455**	EP101UCTK04	**691472**	12
	6	EP101UCTZ06	**691489**	EP101UCTB06	**691440**	EP101UCTC06	**691456**	EP101UCTK06	**691473**	12
	8	EP101UCTZ08	**691490**	EP101UCTB08	**691441**	EP101UCTC08	**691457**	EP101UCTK08	**691474**	12
	10	EP101UCTZ10	**691492**	EP101UCTB10	**691442**	EP101UCTC10	**691459**	EP101UCTK10	**691476**	12
	13	-	-	EP101UCTB13	**691443**	EP101UCTC13	**691460**	-	-	12
	16	EP101UCTZ16	**691493**	EP101UCTB16	**691444**	EP101UCTC16	**691461**	EP101UCTK16	**691477**	12
	20	EP101UCTZ20	**691494**	EP101UCTB20	**691445**	EP101UCTC20	**691462**	EP101UCTK20	**691478**	12
	25	EP101UCTZ25	**691495**	EP101UCTB25	**691446**	EP101UCTC25	**691463**	EP101UCTK25	**691479**	12
	32	EP101UCTZ32	**691496**	EP101UCTB32	**691447**	EP101UCTC32	**691464**	EP101UCTK32	**691480**	12
	40	EP101UCTZ40	**691497**	EP101UCTB40	**691448**	EP101UCTC40	**691465**	EP101UCTK40	**691481**	12
	50	EP101UCTZ50	**691498**	EP101UCTB50	**691449**	EP101UCTC50	**691466**	EP101UCTK50	**691482**	12
	63	EP101UCTZ63	**691499**	EP101UCTB63	**691450**	EP101UCTC63	**691467**	EP101UCTK63	**691483**	12
2P 2 mod.	0,5	EP102UCTZ0.5	**691544**	-	-	EP102UCTC0.5	**691511**	EP102UCTK0.5	**691528**	6
	1	EP102UCTZ01	**691545**	-	-	EP102UCTC01	**691512**	EP102UCTK01	**691529**	6
	1,6	EP102UCTZ02	**691546**	-	-	EP102UCTC1.6	**691518**	EP102UCTK1.6	**691535**	6
	2	EP102UCTZ1.6	**691551**	-	-	EP102UCTC02	**691513**	EP102UCTK02	**691530**	6
	3	EP102UCTZ03	**691547**	-	-	EP102UCTC03	**691514**	EP102UCTK03	**691531**	6
	4	EP102UCTZ04	**691548**	-	-	EP102UCTC04	**691515**	EP102UCTK04	**691532**	6
	6	EP102UCTZ06	**691549**	EP102UCTB06	**691500**	EP102UCTC06	**691516**	EP102UCTK06	**691533**	6
	8	EP102UCTZ08	**691550**	EP102UCTB08	**691501**	EP102UCTC08	**691517**	EP102UCTK08	**691534**	6
	10	EP102UCTZ10	**691552**	EP102UCTB10	**691502**	EP102UCTC10	**691519**	EP102UCTK10	**691536**	6
	13	-	-	EP102UCTB13	**691503**	EP102UCTC13	**691520**	-	-	6
	16	EP102UCTZ16	**691553**	EP102UCTB16	**691504**	EP102UCTC16	**691521**	EP102UCTK16	**691537**	6
	20	EP102UCTZ20	**691554**	EP102UCTB20	**691505**	EP102UCTC20	**691522**	EP102UCTK20	**691538**	6
	25	EP102UCTZ25	**691555**	EP102UCTB25	**691506**	EP102UCTC25	**691523**	EP102UCTK25	**691539**	6
	32	EP102UCTZ32	**691556**	EP102UCTB32	**691507**	EP102UCTC32	**691524**	EP102UCTK32	**691540**	6
	40	EP102UCTZ40	**691557**	EP102UCTB40	**691508**	EP102UCTC40	**691525**	EP102UCTK40	**691541**	6
	50	EP102UCTZ50	**691558**	EP102UCTB50	**691509**	EP102UCTC50	**691526**	EP102UCTK50	**691542**	6
	63	EP102UCTZ63	**691559**	EP102UCTB63	**691510**	EP102UCTC63	**691527**	EP102UCTK63	**691543**	6

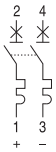

Railway applications with ring terminals

New

GE YATRON 日騰
Authorized P.B / Distributor | Intelligence Makes The Dream Come True | WWW.YATRON.COM.CN

Accessories for MCB's - Series C, G, GT and EP

		Cat. No.	Ref. No.	Pack.
Sealing plate for 4P	Cut off the number of poles needed for Series G, GT	EPP	**669486**	100
Padlocking bracket	Allows padlocking in ON and OFF position Ø padlock 5 mm	KS	**624929**	2
Spacer	1/2 module	PLS / CTX SP	**686069**	50
DIN rail extraction piece	Easy DIN-rail extraction of a MCB Series G, GT and EP using busbars on the top	EDRE	**600232**	10

Notes

GE YATRON 日騰
Authorized P.B / Distributor | Intelligence Makes The Dream Come True | WWW.YATRON.COM.CN

2 circuits in 1 mo

ElfaPlus *Unibis*™: the solution

Unibis™ compact MCB's are one of the latest introductions in the ElfaPlus range and are developed to **reduce the size of the distribution board to the minimum**.
The performances are upgraded to **10kA**.

Safety terminals
Up to 6mm² + 4mm² wires combined.

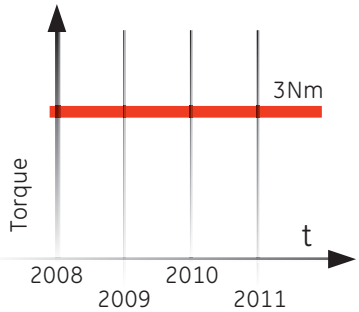

New

GE YATRON®
Authorized P.B / Distributor | Intelligence Makes The Dream Come True | WWW.YATRON.COM.CN

dule

for space problems

1P+1P	1P+N	2P	3P	4P
in 1 mod	in 1 mod	in 1 mod	in 2 mod	in 2 mod

- Brandnew design: 2P in 1 module,
- 3 and 4P in 2 modules
- Complete range: from 4.5–6–**10kA**[1], 2–**40** Amps, B and C curves
- 100% compatible with all ElfaPlus auxiliaries and accessories
- 100% quality and reliability acc. to EN 60898
- CEBEC, NF, VDE, KEMA, IMQ certified

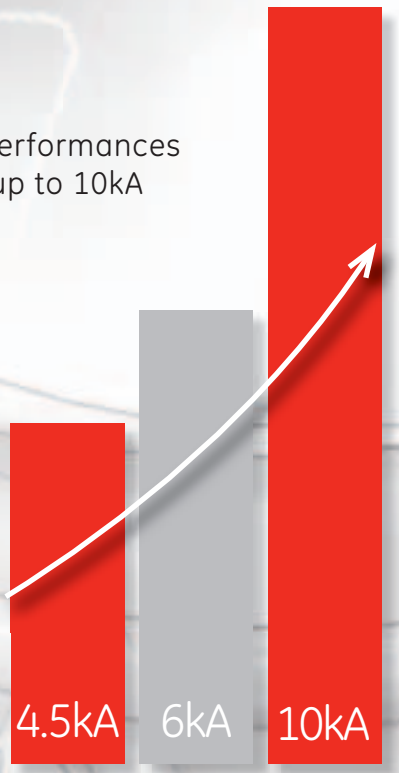

New

(1) 10 kA for 1P+N versions

GE YATRON 日騰
Authorized P.B / Distributor | Intelligence Makes The Dream Come True | WWW.YATRON.COM.CN

The solution for

Unibis™ compact MCB's
quality and reliability guaranteed



High performance clips

To fix the MCB to the DIN rail.

High performance torque

Up to 3Nm.

Easy to replace

Double clips make it easy to replace the MCB's, especially when a busbar is installed.

Userfriendly

All screws are on the same level to work fast and easy.



Green or red flag on toggle with isolation applications

Correct information about the real position. Minimum 5mm distance between open contacts is ensured.

Part of the family

Unibis™ MCB's fit perfectly in the Redline range.

Safety terminals IP20

The capacity of Unibis™ terminals has been doubled.
Connection possibilities:
(2 x 4mm^2)
or
(1 x 4mm^2) + (1 x 6mm^2).



Full functionality

A small auxiliary contact is the interface to the complete functionality of the Redline auxiliaries and accessories.



New

GE YATRON 日騰
Authorized P.B / Distributor | Intelligence Makes The Dream Come True | WWW.YATRON.COM.CN

renovations

Saving up to 50% space in distribution boards!

Before

18 x 2P MCB's
36 MODULES



Replacing standard MCB's by compact Unibis™ MCB's

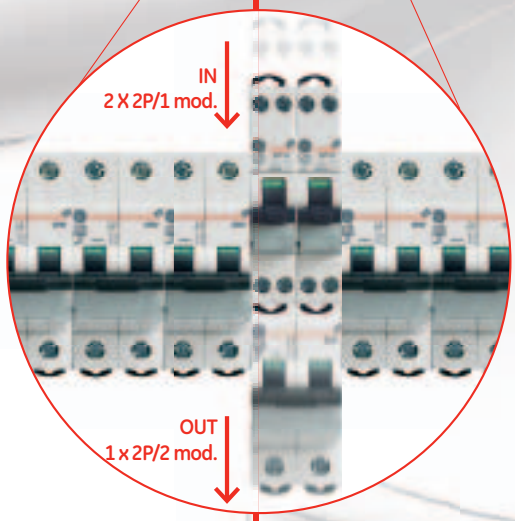

OR

FREE DIN-RAIL FOR EXTENSIONS



After

18 x 2P MCB's
18 MODULES

DISTRIBUTION BOARD REDUCED BY 50%



New

GE YATRON 日騰
Authorized P.B / Distributor | Intelligence Makes The Dream Come True | WWW.YATRON.COM.CN

Technical data of compact MCB's

Series			EPC 451N	EPC 61N
Standards			EN 60898-1	EN 60898-1
Tripping characteristics			B,C	B,C
Nominal current		(In)	2-40	2-40
Calibration temperature		(°C)	30	30
Number of poles (# mod)			1+N (1 mod)	1+N (1 mod)
Neutral pole protected			-	-
Nominal voltage Un AC	1P+N	(V)	240	240
	1P+1P	(V)	-	-
	2P	(V)	-	-
	3P	(V)	-	
	4P	(V)	-	
Nominal voltage Un DC	2P	(V⎓)	-	-
Frequency		(Hz)	50/60	50/60
		in DC	Thresh. magn. + 40%	Thresh. magn. + 40%
		for 400 Hz	Thresh. magn. + 50%	Thresh. magn. + 50%
Maximum service voltage Ub max		(V)	250	250
Minimum service voltage Ub min		(V)	12	12
Selectivity class (EN 60898-1)			3	3
Rated insulation voltage	Pollution degree 2	(V)	500	500
	Pollution degree 3	(V)	400	400
Impulse withstand test voltage		(kV)	6	6
Insulation resistance		(MΩ)	1000	1000
Dielectric rigidity		(kV)	2.5	2.5
Vibration resistance (in x,y,z direction) (IEC 77/16.3)		(g)	3	3
Endurance	Electrical at Un,In		10000(1)	10000(1)
	Mechanical		20000	20000
Utilisation category (EN 60947-2)			A	A
Mounting position: vertical/horizontal			any	any
Incoming top or bottom			yes	yes
Protection degree (outside/inside enclosure with door)			IP20/IP40	IP20/IP40
Selfextinguish degree (acc. UL 94)			V2	V2
Tropicalisation (acc. EN 60068-2/DIN 40046)			+55°C/95%RH	+55°C/95%RH
Operating temperature		(°C)	-25/+55	-25/+55
Storage temperature		(°C)	-55/+55	-55/+55
Terminal capacity	Rigid cable min/max (top)	(mm²)	1/16(2)	1/16(2)
	Flexible cable min/max (top)	(mm²)	1/10(2)	1/10(2)
	Rigid cable min/max (bottom)	(mm²)	1/16(2)	1/16(2)
	Flexible cable min/max (bottom)	(mm²)	1/10(2)	1/10(2)
	Torque	(Nm)	3	3
Add-on devices	Auxiliary contacts		yes	yes
	Tele U		yes(3)	yes(3)
	Tele L		yes(3)	yes(3)
	Tele MP		yes(3)	yes(3)
	PBS		yes(3)	yes(3)
Busbar systems	Pin (top/bottom)		yes/yes	yes/yes
	Fork (top/bottom)		no/no	no/no
Accessories			yes	yes
Width per mod.		(mm)	18	18
Weight per mod.		(g)	125	125
Package			12	12
Approvals			KEMA, IMQ	VDE, KEMA, IMQ
CE- marking			yes	yes
Page			A.60	A.61

Short-circuit capacity of compact MCB's

Series			EPC 451N	EPC 61N
Short-circuit capacity AC			(kA)	(kA)
EN/IEC 60898-1	1P+N	240 V	4.5	6
	1P+1P	240 V	-	-
	2P	415 V	-	-
	3P	415 V	-	-
	4P	415 V	-	-
EN 60947-2 **Ics** (service)	1P+N	230 V	6	7.5
	1P+1P	230 V	-	-
	2P	415 V	-	-
	3P	415 V	-	-
	4P	415 V	-	-
Short-circuit capacity DC				
EN 60947-2 **Icu**	2P	96 V⎓		

(1) 8000 for 32 and 40 A
(2) Also accepting (2x4mm²) or (1x4mm²)+(1x6mm²)
(3) Requires CA auxiliary contact as interface
(4) Icn1= 6kA

New

EPC 101N	EPC 611	EPC 45	EPC 60
EN 60898-1	EN 60898-1	EN 60898-1	EN 60898-1
B,C	B,C	B,C	B,C
2-40	2-40	2-40	2-40
30	30	30	30
1+N (1 mod)	1P+1P (1 mod)	2 (1 mod), 3&4 (2 mod)	2 (1 mod), 3&4 (2 mod)
-	-	-	-
240	-	-	-
-	240	-	-
-	-	415	415
-	-	415	415
-	-	415	415
-	-	96	96
50/60	50/60	50/60	50/60
Thresh. magn. + 40%	Thresh. magn. + 40%	Thresh. magn. + 40%	Thresh. magn. + 40%
Thresh. magn. + 50%	Thresh. magn. + 50%	Thresh. magn. + 50%	Thresh. magn. + 50%
250	250/440	250/440	250/440
12	12	12	12
3	3	3	3
500	500	500	500
400	400	400	400
6	6	6	6
1000(1)	1000	10000	10000
2.5	2.5	2.5	2.5
3	3	3	3
10000(1)	10000(1)	10000(1)	10000(1)
20000	20000	20000	20000
A	A	A	A
any	any	any	any
yes	yes	yes	yes
IP20/IP40	IP20/IP40	IP20/IP40	IP20/IP40
V2	V2	V2	V2
+55°C/95%RH	+55°C/95%RH	+55°C/95%RH	+55°C/95%RH
-25/+55	-25/+55	-25/+55	-25/+55
-55/+55	-55/+55	-55/+55	-55/+55
1/16(2)	1/16(2)	1/16(2)	1/16(2)
1/10(2)	1/10(2)	1/10(2)	1/10(2)
1/16(2)	1/16(2)	1/16(2)	1/16(2)
1/10(2)	1/10(2)	1/10(2)	1/10(2)
3	3	3	3
yes	yes	yes	yes
yes(3)	yes(3)	yes(3)	yes(3)
yes(3)	yes(3)	yes(3)	yes(3)
yes(3)	yes(3)	yes(3)	yes(3)
yes(3)	yes(3)	yes(3)	yes(3)
yes/yes	yes/yes	yes/yes	yes/yes
no/no	no/no	no/no	no/no
yes	yes	yes	yes
18	18	18/36	18/36
125	160	160/320	160/320
12	12/6	12/6	12/6
KEMA	VDE, IMQ	IMQ, NF	VDE, IMQ, NF, CEBEC
yes	yes	yes	yes
A.62	A.63	A.64	A.66

EPC 101N	EPC 611	EPC 45	EPC 60
(kA)	(kA)	(kA)	(kA)
10(4)	-	-	-
-	6	-	-
-	-	4.5	6
-	-	4.5	6
-	-	4.5	6
10	-	-	-
-	6	-	-
-	-	6	7.5
-	-	6	7.5
-	-	6	7.5
		4.5	6

(1) 8000 for 32 and 40 A
(2) Also accepting (2x4mm²) or (1x4mm²)+(1x6mm²)
(3) Requires CA auxiliary contact as interface
(4) Icn1= 6kA

New

GE YATRON 日騰
Authorized P.B / Distributor | Intelligence Makes The Dream Come True | WWW.YATRON.COM.CN

Characteristics according to IEC/EN 60898-1

Miniature Circuit Breakers (MCB) are intended for the protection of wiring installations against both overloads and short-circuits in domestic or commercial wiring installations where operation is possible by uninstructed people.

Tripping characteristic curves (EN/IEC 60898-1)

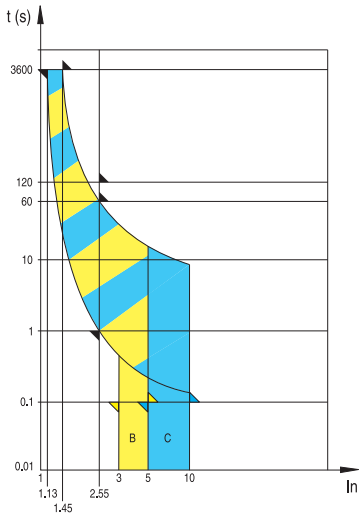

Magnetic release

An electromagnet with plunger ensures instantaneous tripping in the event of short-circuit. The standard distinguishes two different types, following the current for instantaneous release: type B and C.

Icn (A)	Test current	Tripping time	Applications
B	3 x In 5 x In	0.1 < t < 45s (In ≤ 32A) 0.1 < t < 90s (In > 32A) t < 0.1s	Only for resistive loads such as: - electrical heating - water heater - stoves
C	5 x In 10 x In	0.1 < t < 15s (In ≤ 32A) 0.1 < t < 30s (In > 32A) t < 0.1s	Usual loads such as: - lighting - socket-outlets - small motors

Thermal release

The release is initiated by a bimetal strip in case of overload. The standard defines the range of releases for specific overload values.
Reference ambient temperature is 30°C.

Test current	Tripping time
1.13 x In	t ≥ 1h (In ≤ 63A) t ≥ 2h (In > 63A)
1.45 x In	t < 1h (In ≤ 63A) t < 2h (In > 63A)
2.55 x In	1s < t < 60s (In ≤ 32A) 1 s < t < 120s (In > 32A)

Influence of ambient air temperature on the rated current

The maximum value of the current which can flow through an MCB depends of the nominal current of the MCB, the conductor cross-section as well as of the ambient air temperature.

The values shown in the table below are for devices in free air. For devices installed with other modular devices in the same switchboard a correction factor (K) shall be applied relative to the mounting situation of the MCB, the ambient temperature and the number of main circuits in the installation (EN 60439-1):

No. of devices	K
2 or 3	0.9
4 or 5	0.8
6 to 9	0.7
> 10	0.6

Calculation example
Within a distribution panel consisting of eight MCB's 2PC16 with an operating ambient temperature of 45°C, which is the highest temperature at which the MCB can operate without unwanted tripping.

Calculation
The correction factor K=0.7, for use in an eight circuit installation: 16A x 0.7= 11.2A
As the MCB is working at 45°C, another factor shall be applied (90% = 0.9):
In at 45°C = In at 30°C x 0.9 = 11.2A x 0.9 = 10.1A

The thermal calibration of the MCB's was carried out at an ambient temperature of 30°C. Ambient temperatures different from 30°C influence the bimetal and this results in earlier or later thermal tripping.

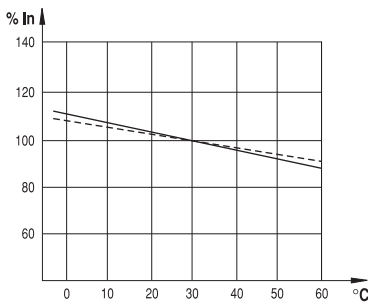

New

Tripping current as a function of the frequency

All MCB's are designed to work at frequencies of 50-60 Hz, therefore to work at different values, consideration must be given to the variation of the tripping characteristics. The thermal tripping does not change with variation of the frequency but the magnetic tripping values can be up to 50% higher than the ones at 50-60 Hz.
For DC current magnetic tripping is 50% higher.

Tripping current variations

60Hz	100Hz	200Hz	300Hz	400Hz
1	1.1	1.2	1.4	1.5

Power losses

The power losses are calculated by measuring the voltage drop between the incoming and the outgoing terminals of the device at rated current.

Power losses per pole

In (A)	Voltage drop (V)	Energy loss Pw (W)	Resistance Z (mOhm)
2	0.55	1.1	275.00
4	0.34	1.35	84.38
6	0.25	1.52	42.22
10	0.16	1.64	16.40
16	0.13	2.1	8.20
20	0.13	2.52	6.30
25	0.12	3.1	4.96
32	0.12	3.8	3.71
40	0.11	4.46	2.79

Toggle

The toggle permits to switch the MCB ON or OFF

Printing on the toggle provides information of the real contact position.

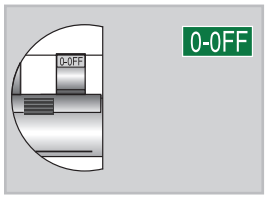

0-OFF
Contacts in open position. Ensures a distance between contacts > 5mm in the Unibis™ range.

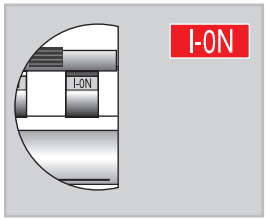

I-ON
Contacts in closed position. Ensures continuity in the main circuit.

GE YATRON 日騰
Authorized P.B / Distributor | Intelligence Makes The Dream Come True | WWW.YATRON.COM.CN

Compact MCB's

Series EPC 451N

EN/IEC 60898-1 — 4500 / 3

EN/IEC 60947-2 — 6kA

Applications

Approvals / Marking

KEMA KEUR CE

Add-on devices

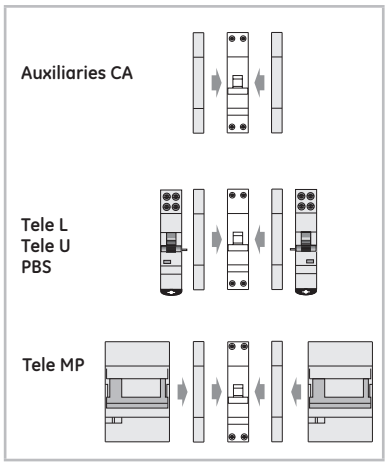

When coupling an add-on device (Tele L, Tele U, PBS, Tele MP) to the MCB, an universal CA auxiliary has to be coupled first as interface.

Performances

Thermal setting In	(A)	2-40
Rated voltage AC Un	(V)	240
Minimum operating voltage UBmin	(V)	12
Tripping caracteristics		B-C
Selectivity class		3
Mechanical/electrical endurance		20000/10000(1)
Tropicalisation acc. to EN/IEC 60068-2		55°C at 95% RH
Terminal capacity flexible/rigid cable	(mm²)	10-16(2)
Poles		1P+N (1 mod)
Weight	(g)	125

Short-circuit capacity

Acc. to EN/IEC 60898-1

Poles	*V*	*Icn/Ics (kA)*
1P+N	240	4.5

Acc. to EN/IEC 60947-2

Poles	*V*	*Icu (kA)*
1P+N	240	6

Attention: do not use on IT net configuration

Series EPC 451N - 4.5kA - characteristics B-C

1P + N
1 mod.

1/2 N

2/1 N

In (A)	B Cat. No.	B Ref. No.	C Cat. No.	C Ref. No.	Pack.
2(3)	EPC 451N B02	**692810**	EPC 451N C02	**692781**	12
4(3)	EPC 451N B04	**692811**	EPC 451N C04	**692782**	12
6	EPC 451N B06	**692812**	EPC 451N C06	**692783**	12
10	EPC 451N B10	**692813**	EPC 451N C10	**692784**	12
16	EPC 451N B16	**692814**	EPC 451N C16	**692786**	12
20	EPC 451N B20	**692815**	EPC 451N C20	**692787**	12
25	EPC 451N B25	**692816**	EPC 451N C25	**692788**	12
32	EPC 451N B32	**692817**	EPC 451N C32	**692789**	12
40(3)	EPC 451N B40	**692818**	EPC 451N C40	**692790**	12

(1) 8000 for 32 and 40A
(2) Also accepting (2x4mm²) or (1x4mm²)+(1x6mm²)
(3) On demand

Auxiliary contacts pg C.6

Busbars pg E.2
Dimensions pg A.82

New

Compact MCB's

Series EPC 61N

EN/IEC 60898-1	6000 / 3
EN/IEC 60947-2	7.5kA

Applications

Approvals / Marking

Add-on devices

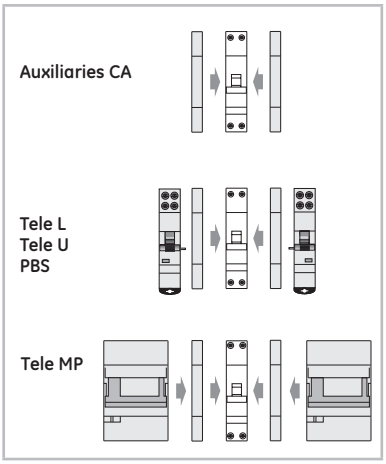

When coupling an add-on device (Tele L, Tele U, PBS, Tele MP) to the MCB, an universal CA auxiliary has to be coupled first as interface.

Performances

Thermal setting In	(A)	2-40
Rated voltage AC Un	(V)	240
Minimum operating voltage U_{Bmin}	(V)	12
Tripping caracteristics		B-C
Selectivity class		3
Mechanical/electrical endurance		20000/10000(1)
Tropicalisation acc. to EN/IEC 60068-2		55°C at 95% RH
Terminal capacity flexible/rigid cable	(mm²)	10-16(2)
Poles		1P+N (1 mod)
Weight	(g)	125

Short-circuit capacity

Acc. to EN/IEC 60898-1

Poles	*V*	*Icn/Ics (kA)*
1P+N	240	6

Acc. to EN/IEC 60947-2

Poles	*V*	*Icu (kA)*
1P+N	240	7.5

Attention: do not use on IT net configuration

Series EPC 61N - 6kA - characteristics B-C

		B		C		
	In (A)	Cat. No.	Ref. No.	Cat. No.	Ref. No.	Pack.
1P + N 1 mod.	2	EPC 61N B02	**692819**	EPC 61N C02	**692791**	12
	4	EPC 61N B04	**692820**	EPC 61N C04	**692792**	12
	6	EPC 61N B06	**692821**	EPC 61N C06	**692793**	12
	10	EPC 61N B10	**692822**	EPC 61N C10	**692794**	12
1/2 N	13	EPC 61N B13	**692604**	EPC 61N C13	**692795**	12
	16	EPC 61N B16	**692823**	EPC 61N C16	**692796**	12
	20	EPC 61N B20	**692824**	EPC 61N C20	**692797**	12
	25	EPC 61N B25	**692825**	EPC 61N C25	**692798**	12
	32	EPC 61N B32	**692826**	EPC 61N C32	**692799**	12
	40	EPC 61N B40	**692827**	EPC 61N C40	**692800**	12
2/1 N						

(1) 8000 for 32 and 40A
(2) Also accepting (2x4mm²) or (1x4mm²)+(1x6mm²)

Auxiliary contacts pg C.6
Busbars pg E.2
Dimensions pg A.82

New

GE YATRON 日騰
Authorized P.B / Distributor | Intelligence Makes The Dream Come True | WWW.YATRON.COM.CN

Compact MCB's

Series EPC 101N

EN/IEC 60898-1	10000 / 3
EN/IEC 60947-2	10kA

Applications

Approval / Marking

KEMA KEUR CE

Add-on devices

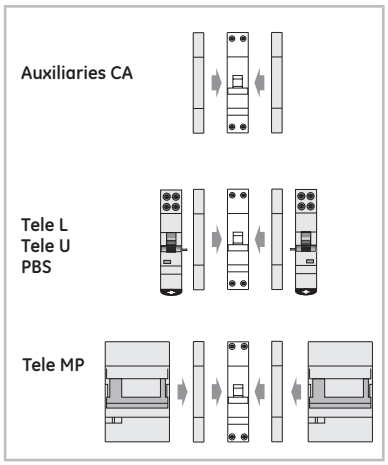

When coupling an add-on device (Tele L, Tele U, PBS, Tele MP) to the MCB, an universal CA auxiliary has to be coupled first as interface.

Performances

Thermal setting In	(A)	2-40
Rated voltage AC Un	(V)	240
Minimum operating voltage UBmin	(V)	12
Tripping characteristics		B-C
Selectivity class		3
Mechanical/electrical endurance		20000/10000(1)
Tropicalisation acc. to EN/IEC 60068-2		55°C at 95% RH
Terminal capacity flexible/rigid cable	(mm²)	10-16(2)
Poles		1+N (1 mod)
Weight	(g)	125

Short-circuit capacity

Acc. to EN/IEC 60898-1

Poles	*V*	*Icn/Ics (kA)*
1P+N	240	10

Acc. to EN/IEC 60947-2

Poles	*V*	*Icu (kA)(3)*
1P+N	240	10

Attention: do not use on IT net configuration

Series EPC 101N - 10kA - characteristics B-C

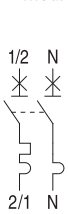

		B		C		
	In (A)	Cat. No.	Ref. No.	Cat. No.	Ref. No.	Pack.
1P + N 1 mod.	2	EPC 101N B02	**692828**	EPC 101N C02	**692801**	12
	4	EPC 101N B04	**692829**	EPC 101N C04	**692802**	12
	6	EPC 101N B06	**692830**	EPC 101N C06	**692803**	12
	10	EPC 101N B10	**692831**	EPC 101N C10	**692804**	12
	13	EPC 101N B13	**692605**	EPC 101N C13	**692606**	12
	16	EPC 101N B16	**692832**	EPC 101N C16	**692805**	12
	20	EPC 101N B20	**692833**	EPC 101N C20	**692806**	12
	25	EPC 101N B25	**692834**	EPC 101N C25	**692807**	12
	32	EPC 101N B32	**692835**	EPC 101N C32	**692808**	12
	40	EPC 101N B40	**692836**	EPC 101N C40	**692809**	12

(1) 8000 for 32 and 40A
(2) Also accepting (2x4mm²) or (1x4mm²)+(1x6mm²)
(3) Icn1 = 6kA

Auxiliary contacts pg C.6

Busbars pg E.2
Dimensions pg A.82

New

Compact MCB's

Series EPC 611

EN/IEC 60898-1	6000 / 3
EN/IEC 60947-2	6kA

Performances

Thermal setting In	(A)	2-40
Rated voltage AC Un	(V)	230
Minimum operating voltage U_{Bmin}	(V)	12
Tripping characteristics		B-C
Selectivity class		3
Mechanical/electrical endurance		20000/10000(1)
Tropicalisation acc. to EN/IEC 60068-2		55°C at 95% RH
Terminal capacity flexible/rigid cable	(mm²)	10-16(2)
Poles		1P+1P (1 mod)
Weight	(g)	125

Applications

Approval / Marking

Short-circuit capacity

Acc. to EN/IEC 60898-1

Poles	V	Icn/Ics (kA)
1 + 1	230	6

Acc. to EN/IEC 60947-2

Poles	V	Icu (kA)
1 + 1	230	6

Attention: do not use on IT net configuration

Add-on devices

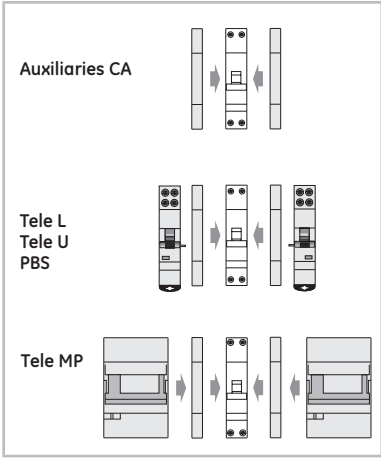

When coupling an add-on device (Tele L, Tele U, PBS, Tele MP) to the MCB, an universal CA auxiliary has to be coupled first as interface.

Series EPC 611 - 6kA - characteristics B-C

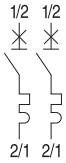

	In (A)	B Cat. No.	B Ref. No.	C Cat. No.	C Ref. No.	Pack.
1P+1P 1 mod.	2	EPC 611 B02	692689	EPC 611 C02	692699	12
	4	EPC 611 B04	692690	EPC 611 C04	692700	12
	6	EPC 611 B06	692691	EPC 611 C06	692701	12
	10	EPC 611 B10	692692	EPC 611 C10	692702	12
	13	EPC 611 B13	692693	EPC 611 C13	692703	12
	16	EPC 611 B16	692694	EPC 611 C16	692704	12
	20	EPC 611 B20	692695	EPC 611 C20	692705	12
	25	EPC 611 B25	692696(3)	EPC 611 C25	692706(3)	12
	32	EPC 611 B32	692697(3)	EPC 611 C32	692707(3)	12
	40	EPC 611 B40	692698(3)	EPC 611 C40	692708(3)	12
	25+10	EPC 611 B25B10	693382	EPC 611 C25C10	693391	12
	25+13	EPC 611 B25B13	693383	EPC 611 C25C13	693392	12
	25+16	EPC 611 B25B16	693384	EPC 611 C25C16	693393	12
	32+10	EPC 611 B32B10	693385	EPC 611 C32C10	693394	12
	32+13	EPC 611 B32B13	693386	EPC 611 C25C13	693395	12
	32+16	EPC 611 B32B16	693387	EPC 611 C32C16	693396	12
	40+10	EPC 611 B40B10	693388	EPC 611 C40C10	693397	12
	40+13	EPC 611 B40B13	693389	EPC 611 C25C13	693398	12
	40+16	EPC 611 B40B16	693390	EPC 611 C40C16	693399	12

(1) 8000 for 32 and 40A
(2) Also accepting (2x4mm²) or (1x4mm²)+(1x6mm²)
(3) On request

Auxiliary contacts pg C.6
Busbars pg E.2
Dimensions pg A.82

New

GE YATRON 日騰
Authorized P.B / Distributor | Intelligence Makes The Dream Come True | WWW.YATRON.COM.CN

Compact MCB's

Series EPC 45

EN/IEC 60898-1	4500 / 3
EN/IEC 60947-2	6kA

Applications

Approvals / Marking

NF CE

Add-on devices

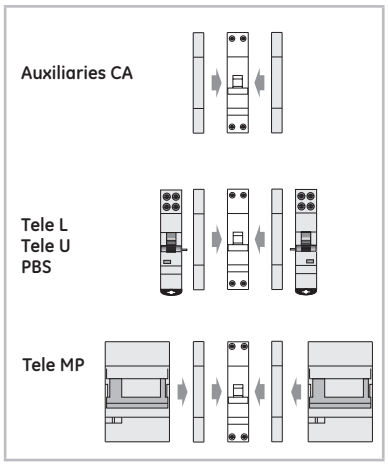

When coupling an add-on device (Tele L, Tele U, PBS, Tele MP) to the MCB, an universal CA auxiliary has to be coupled first as interface.

Performances

Thermal setting In	(A)	2-40
Rated voltage AC Un	(V)	240/415
Minimum operating voltage UBmin	(V)	12
Tripping characteristics		B-C
Selectivity class		3
Mechanical/electrical endurance		20000/10000(1)
Tropicalisation acc. to EN/IEC 60068-2		55°C at 95% RH
Terminal capacity flexible/rigid cable	(mm²)	10-16(2)
Poles		2, 3, 4
Weight	(g/mod)	160

Short-circuit capacity

Acc. to EN/IEC 60898-1

Poles	*V*	*Icn/Ics (kA)*
2P	415	4.5
3P	415	4.5
4P	415	4.5

Acc. to EN/IEC 60947-2

Poles	*V*	*Icu (kA)*
2P	415	6
3P	415	6
4P	415	6

DC acc. EN/IEC 60947-2

Poles	*Un (V ⎓)*	*Icu (kA)*
2P	96	4,5

(1) 8000 for 32 and 40A
(2) Also accepting (2x4mm²) or (1x4mm²)+(1x6mm²)

Auxiliary contacts pg C.6

Busbars pg E.2
Dimensions pg A.82

New

Series EPC 45 - 4.5kA - characteristics B-C

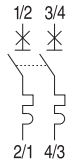

	In (A)	B Cat. No.	B Ref. No.	C Cat. No.	C Ref. No.	Pack.
2P 1 mod.	2	EPC 452 B02	**692608**	EPC 452 C02	**692527**	12
	4	EPC 452 B04	**692609**	EPC 452 C04	**692528**	12
	6	EPC 452 B06	**692610**	EPC 452 C06	**692529**	12
	10	EPC 452 B10	**692611**	EPC 452 C10	**692530**	12
	16	EPC 452 B16	**692612**	EPC 452 C16	**692531**	12
	20	EPC 452 B20	**692613**	EPC 452 C20	**692532**	12
	25	EPC 452 B25	**692614**	EPC 452 C25	**692533**	12
	32	EPC 452 B32	**692615**	EPC 452 C32	**692534**	12
	40	EPC 452 B40	**692616**	EPC 452 C40	**692535**	12

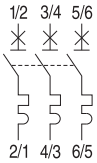

3P(1) 2 mod.	2	EPC 453 B02	**692617**	EPC 453 C02	**692536(1)**	6
	4	EPC 453 B04	**692618**	EPC 453 C04	**692537(1)**	6
	6	EPC 453 B06	**692619**	EPC 453 C06	**692538(1)**	6
	10	EPC 453 B10	**692620**	EPC 453 C10	**692539(1)**	6
	16	EPC 453 B16	**692621**	EPC 453 C16	**692540(1)**	6
	20	EPC 453 B20	**692622**	EPC 453 C20	**692541(1)**	6
	25	EPC 453 B25	**692623**	EPC 453 C25	**692542(1)**	6
	32	EPC 453 B32	**692624**	EPC 453 C32	**692543(1)**	6
	40	EPC 453 B40	**692625**	EPC 453 C40	**692544(1)**	6

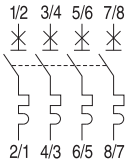

4P 2 mod.	2	EPC 454 B02	**692626**	EPC 454 C02	**692545**	6
	4	EPC 454 B04	**692627**	EPC 454 C04	**692546**	6
	6	EPC 454 B06	**692628**	EPC 454 C06	**692547**	6
	10	EPC 454 B10	**692629**	EPC 454 C10	**692548**	6
	16	EPC 454 B16	**692630**	EPC 454 C16	**692549**	6
	20	EPC 454 B20	**692631**	EPC 454 C20	**692550**	6
	25	EPC 454 B25	**692632**	EPC 454 C25	**692551**	6
	32	EPC 454 B32	**692633**	EPC 454 C32	**692552**	6
	40	EPC 454 B40	**692634**	EPC 454 C40	**692553**	6

(1) The auxiliary contact CA must be placed only on the **left side** of the 3P MCB's

New

GE YATRON 日騰
Authorized P.B / Distributor | Intelligence Makes The Dream Come True | WWW.YATRON.COM.CN

Compact MCB's

Series EPC 60

EN/IEC 60898-1	6000 / 3
EN/IEC 60947-2	7.5kA

Applications

Approvals / Marking

Add-on devices

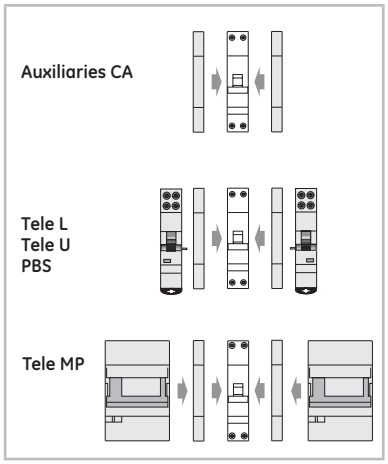

When coupling an add-on device (Tele L, Tele U, PBS, Tele MP) to the MCB, an universal CA auxiliary has to be coupled first as interface.

Performances

Thermal setting In	(A)	2-40
Rated voltage AC Un	(V)	240/415
Minimum operating voltage UBmin	(V)	12
Tripping caracteristics		B-C
Selectivity class		3
Mechanical/electrical endurance		20000/10000(1)
Tropicalisation acc. to EN/IEC 60068-2		55°C at 95% RH
Terminal capacity flexible/rigid cable	(mm²)	10-16(2)
Poles		2,3,4
Weight/mod	(g)	160

Short-circuit capacity

Acc. to EN/IEC 60898-1

Poles	*V*	*Icn/Ics (kA)*
2P	240/415	6
3P	240/415	6
4P	240/415	6

Acc. to EN/IEC 60947-2

Poles	*V*	*Icu (kA)*
2P	240/415	7.5
3P	240/415	7.5
4P	240/415	7.5

(1) 8000 for 32 and 40A
(2) Also accepting (2x4mm²) or (1x4mm²)+(1x6mm²)

Auxiliary contacts pg C.6

Busbars pg E.2
Dimensions pg A.82

New

Series EPC 60 - 6kA - characteristics B-C

2P
1 mod.

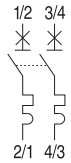

In (A)	B Cat. No.	B Ref. No.	C Cat. No.	C Ref. No.	Pack.
2	EPC 62 B02	**692635**	EPC 62 C02	**692554**	12
4	EPC 62 B04	**692636**	EPC 62 C04	**692555**	12
6	EPC 62 B06	**692637**	EPC 62 C06	**692556**	12
10	EPC 62 B10	**692638**	EPC 62 C10	**692557**	12
16	EPC 62 B16	**692639**	EPC 62 C16	**692558**	12
20	EPC 62 B20	**692640**	EPC 62 C20	**692559**	12
25	EPC 62 B25	**692641**	EPC 62 C25	**692560**	12
32	EPC 62 B32	**692642**	EPC 62 C32	**692561**	12
40	EPC 62 B40	**692643**	EPC 62 C40	**692562**	12

3P(1)
2 mod.

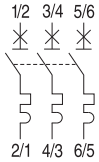

In (A)	B Cat. No.	B Ref. No.	C Cat. No.	C Ref. No.	Pack.
2	EPC 63 B02	**692644**	EPC 63 C02	**692563**(1)	6
4	EPC 63 B04	**692645**	EPC 63 C04	**692564**(1)	6
6	EPC 63 B06	**692646**	EPC 63 C06	**692565**(1)	6
10	EPC 63 B10	**692647**	EPC 63 C10	**692566**(1)	6
16	EPC 63 B16	**692648**	EPC 63 C16	**692567**(1)	6
20	EPC 63 B20	**692649**	EPC 63 C20	**692568**(1)	6
25	EPC 63 B25	**692650**	EPC 63 C25	**692569**(1)	6
32	EPC 63 B32	**692651**	EPC 63 C32	**692570**(1)	6
40	EPC 63 B40	**692652**	EPC 63 C40	**692571**(1)	6

4P
2 mod.

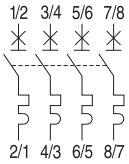

In (A)	B Cat. No.	B Ref. No.	C Cat. No.	C Ref. No.	Pack.
2	EPC 64 B02	**692653**	EPC 64 C02	**692572**	6
4	EPC 64 B04	**692654**	EPC 64 C04	**692573**	6
6	EPC 64 B06	**692655**	EPC 64 C06	**692574**	6
10	EPC 64 B10	**692656**	EPC 64 C10	**692575**	6
16	EPC 64 B16	**692657**	EPC 64 C16	**692576**	6
20	EPC 64 B20	**692658**	EPC 64 C20	**692577**	6
25	EPC 64 B25	**692659**	EPC 64 C25	**692578**	6
32	EPC 64 B32	**692660**	EPC 64 C32	**692579**	6
40	EPC 64 B40	**692661**	EPC 64 C40	**692580**	6

(1) The auxiliary contact CA must be placed only on the **left side** of the 3P MCB's

New

GE YATRON 日騰
Authorized P.B / Distributor | Intelligence Makes The Dream Come True | WWW.YATRON.COM.CN

Screwless & Plu

The new range of *Fixwell*™ MCB

Screwless contact

At the top all *Fixwell*™ MCB's are equipped with 2 screwless contacts per pole, up to 2 x 4mm^2.

Terminal contact stability guaranteed

No tightening needed later on.

Easy to disconnect

Plug-in the cable to connect, release by pressing the push-button. Tightening and releasing by screws is history !

- ☑ 100% screwless top cable connection up to 20A
- ☑ 100% screwless bottom plug-in connection for standard GE pin busbars up to 63A
- ☑ 100% toolfree installation
- ☑ 100% reliable & safe

New

g-in

's and RCCB's



Plug-in connection with standard pin busbars

Click and unclick a standard busbar with a simple operation

Terminal contact stability guaranteed

No tightening needed later on.



Standard pin busbars as used for all Redline products



Plug-in connection

All *Fixwell*™ MCB's and RCCB's are equipped with plug-in busbar contacts.

New

GE YATRON 日騰
Authorized P.B / Distributor | Intelligence Makes The Dream Come True | WWW.YATRON.COM.CN

Easy, Fast and

How to install MCB's and RCCB's without tools within seconds

Fixwell™ **MCB's** and **RCCB's** are the most recent extension of the ElfaPlus range and are developed **to reduce time of installation to the absolute minimum.** A toolfree installation with guaranteed reliability from the very first moment by **plug & play**. A 100% compatibility with all ElfaPlus accessories and auxiliaries are the keys of sucess of this innovative range of MCB's and RCCB's.

1 hour becomes **30 min.**

>50% time reduction using manual screwdriver
>30% time reduction using electrical screwdriver



Plug-in connection with standard busbars

All Fixwell™ MCB's and RCCB's are equipped at the bottom with screwless plug-in contacts for GE standard pin busbars. Click and unclick with a simple operation. Time consuming tightening is no longer needed.

Integrated guide

Moulded channels smoothly guide the cables to the terminals in all conditions.

Easy DIN-rail extraction

User-friendly

Determine the perfect length (14mm) of the bare cable using the integrated measurement tool.



New

GE YATRON 日腾
Authorized P.B / Distributor | Intelligence Makes The Dream Come True | WWW.YATRON.COM.CN

Reliable

Sure and secure from the first moment

Push down vertically the cable into the contact until the withstand. From that very moment is the cable in perfect position.
No additional tightening is required.



Part of the family

Fixwell™ MCB's and RCCB's fit perfectly in the ElfaPlus range and are compatible with all ElfaPlus auxiliaries and accessories.

Rigid and flexible cable

You have the choice : rigid cable or multiwire from 1 up to 4mm^2. It doesn't matter, our Fixwell™ MCB's are accepting both!
No cable crimps needed.



Reliable connection

The unique concept of Fixwell™ screwless contacts guarantees a permanent pull-out force much higher than standards request. The terminal contacts stability along the time is guaranteed.
You can rely on Fixwell™.



New

GE YATRON 日騰
Authorized P.B / Distributor | Intelligence Makes The Dream Come True | WWW.YATRON.COM.CN

Technical data of screwless MCB's

Series				EPP60	EPP100
Standards				IEC/EN 60898-1	IEC/EN 60898-1
Tripping characteristics				B,C	B,C
Nominal current [1]			(A)	6 - 63	6 - 63
Calibration temperature			(°C)	30	30
Number of poles (# mod)				1/1P+N/2/3/3P+N/4P	1/2/3/3P+N/4P
Neutral pole protected				yes	yes
Clip-on (rapid closing)				yes	yes
Nominal voltage (Un)	AC	1P	(V)	240/415	240/415
		1P+N	(V)	240	240
		2P	(V)	415	415
		3P/3P+N/4P	(V)	415	415
	DC	1P [2]	(VDC)	48	48
		2P (in series) [2]	(VDC)	110	110
Frequency			(Hz)	50 to 60	50 to 60
Use in D.C.			(Hz)	DC: magn. trip. +40%	DC: magn. trip. +40%
			(Hz)	400Hz: magn. trip. +50%	400Hz: magn. trip.+ 50%
Maximum service voltage (Ubmax) between two wires			(V)	250/440; 53/120 DC	250/440; 53/120 DC
Minimum service voltage (Ubmin)			(V)	12; 12 DC	12; 12 DC
Selectivity class (IEC/EN 60898-1)				3	3
Isolator application	EN 60947-2			yes	yes
Rated insulation voltage	Pollution degree 2		(V)	500	500
	Pollution degree 3		(V)	440	440
Impulse withstand test voltage			(kV)	6	6
Insulation resistance			(MΩ)	10000	10000
Dielectric rigidity			(kV)	2.5	2.5
Vibration resistance (in x, y, z direction) (IEC 77/16.3)				3g	3g
Endurance	Electrical at Un, In			10000	10000
	Mechanical			20000	20000
Utilisation category (EN 60947-2)				A	A
Protection degree (outside / inside enclosure)				IP20/IP40	IP20/IP40
Self-extinguish degree (acc. to UL94)				V2	V2
Tropicalisation (EN 60068-2 / DIN 40046)			(°C/RH)	+55°C / 95%RH	+55°C / 95%RH
Operating temperature [3]			(°C)	-25/+55	-25/+55
Storage temperature			(°C)	-55/+55	-55/+55
Terminal capacity				see page A.72	see page A.74
Add-on devices (side add-on)	Auxiliary contacts CA			yes	yes
	Tele U [4]			yes	yes
	Tele L [4]			yes	yes
	Tele MP [4]			yes	yes
	PBS [4]			yes	yes
Busbar system bottom	Pin			yes	yes
	Fork			no	no
Accessories				yes	yes
Dimensions, weights, packaging					
	(HxDxW) per module		(mm)	88.4x68x18	88.4x68x18
	Weight/module		(g)	125	125
	Package unit			12	12
Approvals [5]				VDE-KEMA-CEBEC-IMQ	VDE-KEMA-CEBEC-IMQ
CE-marking				yes	yes

(1) Rating current derating as usual in function of installation conditions.
(2) Preferred values of rated control supply voltage (EN/IEC 60947-2): 24VDC, 48VDC, 110VDC, 125VDC, 220VDC, 250VDC.
(3) With plug-in pin busbar: -25/+50°C
(4) Only at **any extreme side** of the row. No pin busbars let through allowed.
(5) 4P execution approval pending.

New

Terminal capacity

Top terminals

		Ratings 6A to 20A: Screwless (Max. 2 wires)	Ratings 25A to 63A: Cage terminals
Rigid cable (min/max)	mm²	2 x (1/4) (1)	1/35
Flexible cable (min/max)	mm²	2 x (1.5/4) (1)	0.75/ 25
Recommended torque	Nm	-	2.5
Maximum torque	Nm	-	4.5

Bottom terminals

		Ratings 6A to 63A: Bottom cage terminals (2)	Ratings 6A to 63A: Bottom flat plug-in terminals (3)
Rigid cable (min/max)	mm²	1/25	To insert GE pin busbars, or other brands under following dimensions: Lenght = 11.5 ± 0.2mm Width= 4 ± 0.2 mm Thickness = 1.5 ± 0.05 mm Corners min. radius = 0.3 mm
Flexible cable (min/max)	mm²	0.75/16	
Recommended torque	Nm	2.5	
Maximum torque	Nm	4.5	

Pin busbar specifications

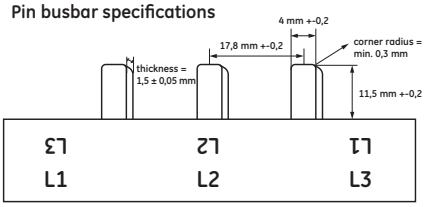

(1) The top screwless terminal is composed of two separate and parallel terminals. You can connect one rigid or flexible cable into each terminal. The bare cable (insulation removed to the appropriate length) should be pushed into the screwless terminal (Fig 5), the terminals will not accept cables with cable lugs or ferrules. For flexible cables it is recommended to twist wires and insert it into the terminal by pressing the push button. To release the cable press the push-button of the MCB and at the same time gently pull the cable (Fig 6).
(2) Bottom terminals provide a cage terminal to connect also cables to feed other rows /devices limited to rated current of the device.
(3) Plug-in window terminals are only foreseen for pin busbars providing the incoming supply to several devices from the bottom side. Not intended for any other conductor with or without cable lugs or cable connectors.

How to mount the busbar into devices

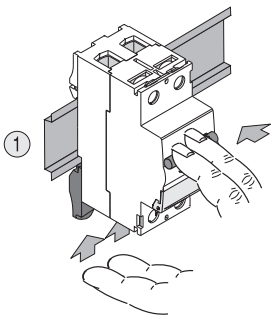

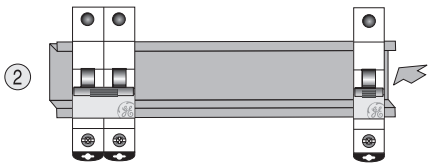

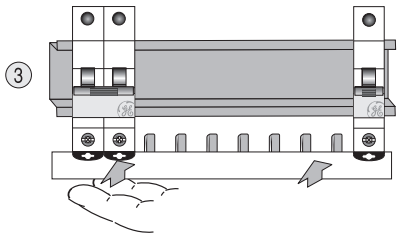

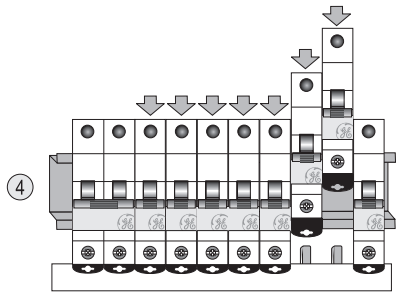

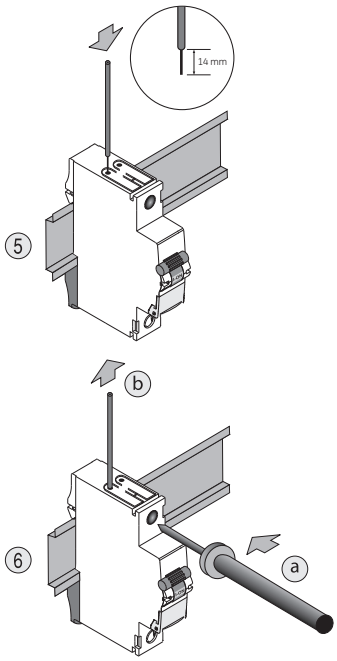

1. Mount first 2, 3 or 4 poles devices on the DIN-rail at the extreme left side of the row.
2. Mount one device at the extreme right side on the DIN-rail.
3. Fit the pin busbar on both devices.
4. Then, mount one by one the rest of poles pulling down the grey clip previously, inserting the pin bars inside the devices and then closing the clip of every device.
5. Finally, remove 14mm of plastic from every wire and insert them vertically one by one inside the top screwless terminals.
6. For disconnecting the outgoing wires.

Easy to dismount from DIN rail

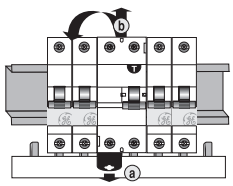

New

GE YATRON 日騰
Authorized P.B / Distributor | Intelligence Makes The Dream Come True | WWW.YATRON.COM.CN

Short-circuit capacity of screwless MCB's

Series				EPP60	EPP100
Short-circuit capacity AC		**(kA)**			
IEC/EN 60898-1	**Icn**	1P	230/400V	6	10
		1P+N	230V	6	10
		2P	230/400V	6	10
		3P/3P+N/4P	230/400V	6	10
	Ics (service)			100% Icu	75% Icu
IEC/EN 60947-2	**Icu** (max.)	1P	127V	20	30
			240V	10	15
			415V	3	4
		1P+N/2P	127V	30	40
			240V	20	30
		2P	415V	10	15
		3P/3P+N/4P	240V	20	30
			415V	10	15
			440V	6	10
	Ics (service)			75% Icu	50% Icu
Short-circuit capacity DC		**(kA)**			
IEC/EN 60947-2	**Icu** (max.)	1P	≤60V	20	25
			≤125V	-	-
			≤220V	-	-
		2P	≤125V	25	30
			≤440V	-	-
	Ics (service)			100% Icu	100% Icu

Characteristics according to IEC/EN 60898-1

Miniature Circuit Breakers (MCB) are intended for the protection of wiring installations against both overloads and short-circuits in domestic or commercial wiring installations where operation is possible by uninstructed people.

Tripping characteristic curves (EN/IEC 60898-1)

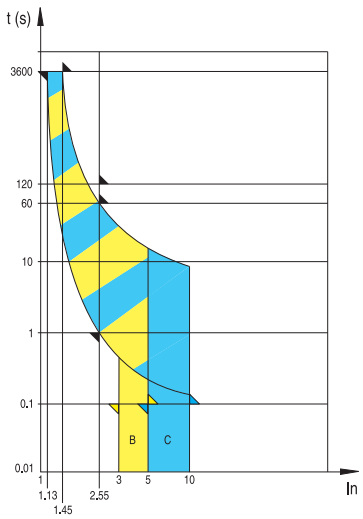

Magnetic release

An electromagnet with plunger ensures instantaneous tripping in the event of short-circuit. The standard distinguishes two different types, following the current for instantaneous release: type B and C.

Icn (A)	Test current	Tripping time	Applications
B	3 x In 5 x In	0.1 < t < 45s (In ≤ 32A) 0.1 < t < 90s (In > 32A) t < 0.1s	Only for resistive loads such as: - electrical heating - water heater - stoves
C	5 x In 10 x In	0.1 < t < 15s (In ≤ 32A) 0.1 < t < 30s (In > 32A) t < 0.1s	Usual loads such as: - lighting - socket-outlets - small motors

Thermal release

The release is initiated by a bimetal strip in case of overload. The standard defines the range of releases for specific overload values.
Reference ambient temperature is 30°C.

Test current	Tripping time
1.13 x In	t ≥ 1h (In ≤ 63A) t ≥ 2h (In > 63A)
1.45 x In	t < 1h (In ≤ 63A) t < 2h (In > 63A)
2.55 x In	1s < t < 60s (In ≤ 32A) 1 s < t < 120s (In > 32A)

New

Influence of ambient air temperature on the rated current

The maximum value of the current which can flow through a MCB depends of the nominal current of the MCB, the conductor cross-section as well as of the ambient air temperature.

The values shown in the table below are for devices in the free air. For devices installed with other modular devices in the same switchboard a correction factor (K) shall be applied relative to the mounting situation of the MCB, the ambient temperature and the number of main circuits in the installation (EN 60439-1):

No. of devices	K
2 or 3	0.9
4 or 5	0.8
6 to 9	0.7
> 10	0.6

Calculation example
Within a distribution panel consisting of eight MCB 2PC16 with an operating ambient temperature of 45°C, which is the highest temperature the MCB can operate without unwanted tripping.

Calculation
The correction factor K=0.7, for use in an eight circuit installation: 16A x 0.7= 11.2A
As the MCB is working at 45°C it shall be applied another factor (90% = 0.9):
In at 45°C = In at 30°C x 0.9 = 11.2A x 0.9 = 10.1A

The thermal calibration of the MCB's was carried out at ambient temperature of 30°C. Ambient temperatures different from 30°C influence the bimetal and this results in earlier or later thermal tripping.

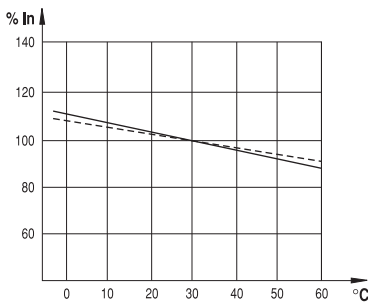

Tripping current as a function of the frequency

All MCB's are designed to work at frequencies of 50-60 Hz, therefore to work at different values, consideration must be given to the variation of the tripping characteristics. The thermal tripping does not change with variation of the frequency but the magnetic tripping values can be up to 50% higher than the ones at 50-60 Hz.
For DC current magnetic tripping is 50% higher.

Tripping current variations

60Hz	100Hz	200Hz	300Hz	400Hz
1	1.1	1.2	1.4	1.5

Power losses

The power losses are calculated by measuring the voltage drop between the incoming and the outgoing terminals of the device at rated current.

Power losses per pole

In (A)	Voltage drop (V)	Energy loss Pw (W)	Resistance Z (mOhm)
0.5	2.23	1.12	4458.00
1	1.27	1.27	1272.00
2	0.62	1.24	310.00
3	0.52	1.56	173.00
4	0.37	1.49	93.00
6	0.26	1.57	43.60
8	0.16	1.24	19.40
10	0.16	1.56	15.60
13	0.16	2.01	11.90
16	0.16	2.57	10.10
20	0.14	2.76	6.90
25	0.13	3.19	5.10
32	0.10	3.07	3.00
40	0.10	4.00	2.50
50	0.09	4.50	1.80
63	0.08	5.16	1.30

GE YATRON 日騰
Authorized P.B / Distributor | Intelligence Makes The Dream Come True | WWW.YATRON.COM.CN

Screwless MCB's

Series EPP60

IEC/EN 60898-1	6000 / 3
IEC/EN 60947-2	10 kA

Applications

Approvals / Marking

Screwless connection

Add-on devices

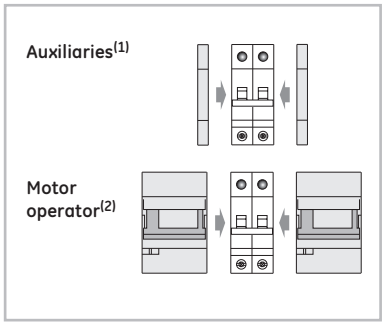

(1) Series CA - Tele L - Tele U - PBS
(2) Only one extension at the extreme end of the pin busbar

Performances

Thermal setting In	(A)	6-63
Rated voltage AC Un	(V)	240/415
Minimum operating voltage UBmin	(V)	12, 12 DC
Tripping characteristics		B,C
Mechanical/electrical endurance		20000/10000
Tropicalisation acc.to IEC 60068-2		95% RH at 55°C
Terminal capacity flexible/rigid cable	(mm^2)	25-35
Poles		1/1P+N/2/3/3P+N/4P
Weight	(g/mod)	125

Short-circuit capacity

AC acc. IEC/EN 60898-1

Poles	*V*	*Icn/Ics (kA)(1)*
1	230/400	6

AC acc. IEC/EN 60947-2

Poles	*V*	*Icu (kA)*
1	240	10
1+N, 2	127	30
	240	20
2	415	10
3, 3+N, 4	240	20
	415	10

DC acc. IEC/EN 60947-2

Poles	*Un (V ⎓)*	*Icu/Ics (kA)*
1	≤ 60	20
2	≤ 125	25

(1) Ics= 75% Icn

New

Screwless & Plug-in

Series EPP60 - characteristic B and C

1P

In (A)	B Cat. No.	B Ref. No.	C Cat. No.	C Ref. No.	Pack.
6	EPP61B06	678172	EPP61C06	678212	12
10	EPP61B10	678173	EPP61C10	678213	12
13	EPP61B13	678174	EPP61C13	678214	12
16	EPP61B16	678175	EPP61C16	678215	12
20	EPP61B20	678176	EPP61C20	678216	12
25	EPP61B25	678177	EPP61C25	678217	12
32	EPP61B32	678178	EPP61C32	678218	12
40	EPP61B40	678179	EPP61C40	678219	12
50	EPP61B50	678180	EPP61C50	678220	12
63	EPP61B63	678181	EPP61C63	678221	12

1P+N

In (A)	B Cat. No.	B Ref. No.	C Cat. No.	C Ref. No.	Pack.
6	-		EPP61NC06	678222	6
10	-		EPP61NC10	678223	6
13	-		EPP61NC13	678224	6
16	-		EPP61NC16	678225	6
20	-		EPP61NC20	678226	6
25	-		EPP61NC25	678227	6
32	-		EPP61NC32	678228	6
40	-		EPP61NC40	678229	6
50	-		EPP61NC50	678230	6
63	-		EPP61NC63	678231	6

2P

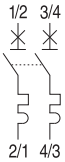

In (A)	B Cat. No.	B Ref. No.	C Cat. No.	C Ref. No.	Pack.
6	EPP62B06	678182	EPP62C06	678232	6
10	EPP62B10	678183	EPP62C10	678233	6
13	EPP62B13	678184	EPP62C13	678234	6
16	EPP62B16	678185	EPP62C16	678235	6
20	EPP62B20	678186	EPP62C20	678236	6
25	EPP62B25	678187	EPP62C25	678237	6
32	EPP62B32	678188	EPP62C32	678238	6
40	EPP62B40	678189	EPP62C40	678239	6
50	EPP62B50	678190	EPP62C50	678240	6
63	EPP62B63	678191	EPP62C63	678241	6

3P

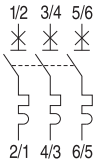

In (A)	B Cat. No.	B Ref. No.	C Cat. No.	C Ref. No.	Pack.
6	EPP63B06	678192	EPP63C06	678242	4
10	EPP63B10	678193	EPP63C10	678243	4
13	EPP63B13	678194	EPP63C13	678244	4
16	EPP63B16	678195	EPP63C16	678245	4
20	EPP63B20	678196	EPP63C20	678246	4
25	EPP63B25	678197	EPP63C25	678247	4
32	EPP63B32	678198	EPP63C32	678248	4
40	EPP63B40	678199	EPP63C40	678249	4
50	EPP63B50	678200	EPP63C50	678250	4
63	EPP63B63	678201	EPP63C63	678251	4

3P+N

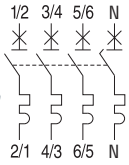

In (A)	B Cat. No.	B Ref. No.	C Cat. No.	C Ref. No.	Pack.
6	EPP63NB06	678202	EPP63NC06	678252	3
10	EPP63NB10	678203	EPP63NC10	678253	3
13	EPP63NB13	678204	EPP63NC13	678254	3
16	EPP63NB16	678205	EPP63NC16	678255	3
20	EPP63NB20	678206	EPP63NC20	678256	3
25	EPP63NB25	678207	EPP63NC25	678257	3
32	EPP63NB32	678208	EPP63NC32	678258	3
40	EPP63NB40	678209	EPP63NC40	678259	3
50	EPP63NB50	678210	EPP63NC50	678260	3
63	EPP63NB63	678211	EPP63NC63	678261	3



4P (1)

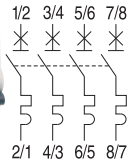

In (A)	B Cat. No.	B Ref. No.	C Cat. No.	C Ref. No.	Pack.
6	EPP64B06	678705	EPP64C06	678715	3
10	EPP64B10	678706	EPP64C10	678716	3
13	EPP64B13	678707	EPP64C13	678717	3
16	EPP64B16	678708	EPP64C16	678718	3
20	EPP64B20	678709	EPP64C20	678719	3
25	EPP64B25	678710	EPP64C25	678720	3
32	EPP64B32	678711	EPP64C32	678721	3
40	EPP64B40	678712	EPP64C40	678722	3
50	EPP64B50	678713	EPP64C50	678723	3
63	EPP64B63	678714	EPP64C63	678724	3

(1) Approval pending

SCREWLESS
top terminals
In=6 to 20A

New

GE YATRON 日騰
Authorized P.B / Distributor | Intelligence Makes The Dream Come True | WWW.YATRON.COM.CN

Screwless MCB's

Series EPP100

IEC/EN 60898-1	10000 / 3
IEC/EN 60947-2	15 kA

Applications

Approvals / Marking

Screwless connection

Add-on devices

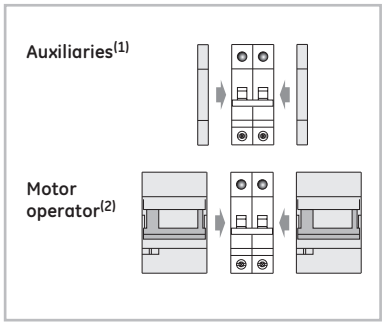

(1) Series CA - Tele L - Tele U - PBS
(2) Only one extension at the extreme end of the pin busbar

Performances

Thermal setting In	(A)	6-63
Rated voltage AC Un	(V)	240/415
Minimum operating voltage UBmin	(V)	12, 12 DC
Tripping characteristics		B,C
Mechanical/electrical endurance		20000/10000
Tropicalisation acc.to IEC 60068-2		95% RH at 55°C
Terminal capacity flexible/rigid cable	(mm^2)	25-35
Poles		1/2/3/3P+N/4P
Weight	(g/mod)	125

Short-circuit capacity

AC acc. IEC/EN 60898-1

Poles	*V*	*Icn (kA)(1)*
1-4	230/400	10

AC acc. IEC/EN 60947-2

Poles	*V*	*Icu (kA)(2)*
1	240	15
1+N, 2	127	40
	240	30
2	415	15
3, 3+N, 4	240	30
	415	15

DC acc. IEC/EN 60947-2

Poles	*Un (V ⎓)*	*Icu/Ics (kA)*
1	≤ 60	25
2	≤ 125	30

(1) Ics= 75% Icn
(2) Ics= 50% Icu

New

Screwless & Plug-in

Series EPP100 - characteristic B and C

In (A)	B Cat. No.	B Ref. No.	C Cat. No.	C Ref. No.	Pack.
6	EPP101B06	678262	EPP101C06	678302	12
10	EPP101B10	678263	EPP101C10	678303	12
13	EPP101B13	678264	EPP101C13	678304	12
16	EPP101B16	678265	EPP101C16	678305	12
20	EPP101B20	678266	EPP101C20	678306	12
25	EPP101B25	678267	EPP101C25	678307	12
32	EPP101B32	678268	EPP101C32	678308	12
40	EPP101B40	678269	EPP101C40	678309	12
50	EPP101B50	678270	EPP101C50	678310	12
63	EPP101B63	678271	EPP101C63	678311	12

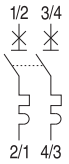

In (A)	B Cat. No.	B Ref. No.	C Cat. No.	C Ref. No.	Pack.
6	EPP102B06	678272	EPP102C06	678312	6
10	EPP102B10	678273	EPP102C10	678313	6
13	EPP102B13	678274	EPP102C13	678314	6
16	EPP102B16	678275	EPP102C16	678315	6
20	EPP102B20	678276	EPP102C20	678316	6
25	EPP102B25	678277	EPP102C25	678317	6
32	EPP102B32	678278	EPP102C32	678318	6
40	EPP102B40	678279	EPP102C40	678319	6
50	EPP102B50	678280	EPP102C50	678320	6
63	EPP102B63	678281	EPP102C63	678321	6

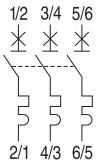

In (A)	B Cat. No.	B Ref. No.	C Cat. No.	C Ref. No.	Pack.
6	EPP103B06	678282	EPP103C06	678322	4
10	EPP103B10	678283	EPP103C10	678323	4
13	EPP103B13	678284	EPP103C13	678324	4
16	EPP103B16	678285	EPP103C16	678325	4
20	EPP103B20	678286	EPP103C20	678326	4
25	EPP103B25	678287	EPP103C25	678327	4
32	EPP103B32	678288	EPP103C32	678328	4
40	EPP103B40	678289	EPP103C40	678329	4
50	EPP103B50	678290	EPP103C50	678330	4
63	EPP103B63	678291	EPP103C63	678331	4

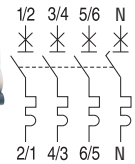

In (A)	B Cat. No.	B Ref. No.	C Cat. No.	C Ref. No.	Pack.
6	EPP103NB06	678292	EPP103NC06	678332	3
10	EPP103NB10	678293	EPP103NC10	678333	3
13	EPP103NB13	678294	EPP103NC13	678334	3
16	EPP103NB16	678295	EPP103NC16	678335	3
20	EPP103NB20	678296	EPP103NC20	678336	3
25	EPP103NB25	678297	EPP103NC25	678337	3
32	EPP103NB32	678298	EPP103NC32	678338	3
40	EPP103NB40	678299	EPP103NC40	678339	3
50	EPP103NB50	678300	EPP103NC50	678340	3
63	EPP103NB63	678301	EPP103NC63	678341	3

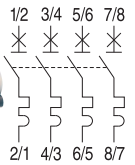

In (A)	B Cat. No.	B Ref. No.	C Cat. No.	C Ref. No.	Pack.
6	EPP104B06	678725	EPP104C06	678735	3
10	EPP104B10	678726	EPP104C10	678736	3
13	EPP104B13	678727	EPP104C13	678737	3
16	EPP104B16	678728	EPP104C16	678738	3
20	EPP104B20	678729	EPP104C20	678739	3
25	EPP104B25	678730	EPP104C25	678740	3
32	EPP104B32	678731	EPP104C32	678741	3
40	EPP104B40	678732	EPP104C40	678742	3
50	EPP104B50	678733	EPP104C50	678743	3
63	EPP104B63	678734	EPP104C63	678744	3

(1) Approval pending

New

GE YATRON 日騰
Authorized P.B / Distributor | Intelligence Makes The Dream Come True | WWW.YATRON.COM.CN

Dimensional drawings

Miniature Circuit Breakers - Series G & GT and Series EP100 UC, EP60 UL and EP100 UL

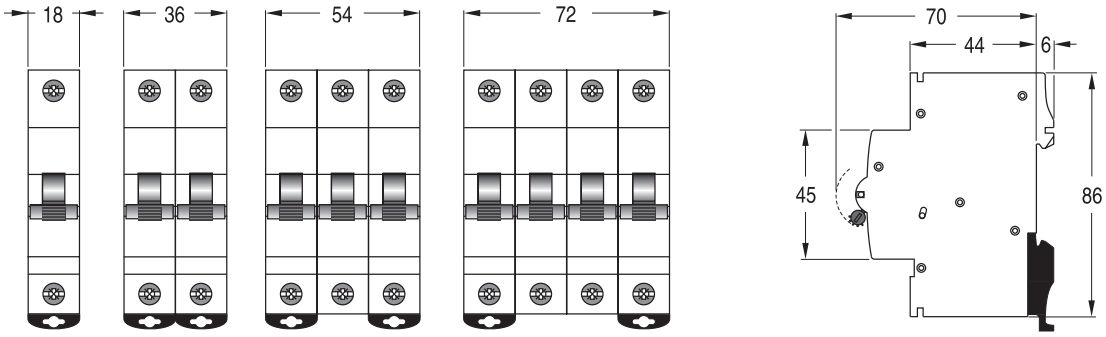

Miniature Circuit Breakers - Series EP60, EP100, EP100T, EP100UCT, EP100R and EP100UCR

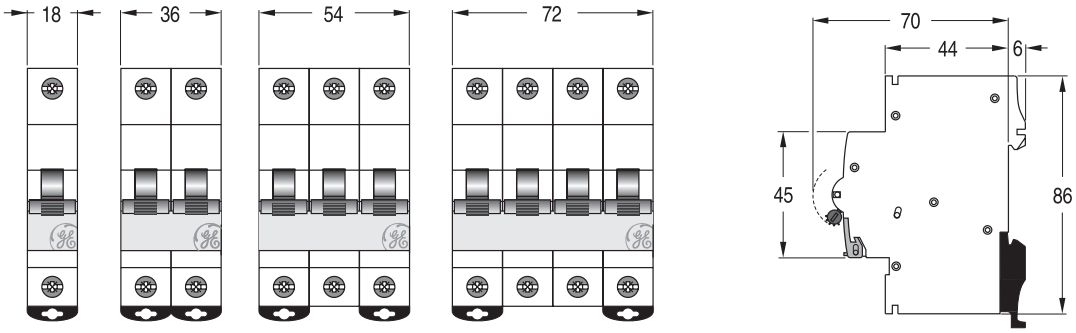

MCB with UL 489 approval - Series EP100 ULH

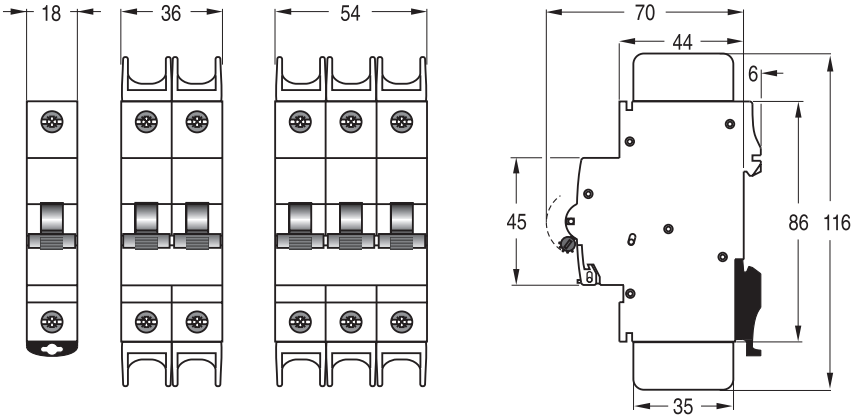

Miniature Circuit Breakers - Series Hti

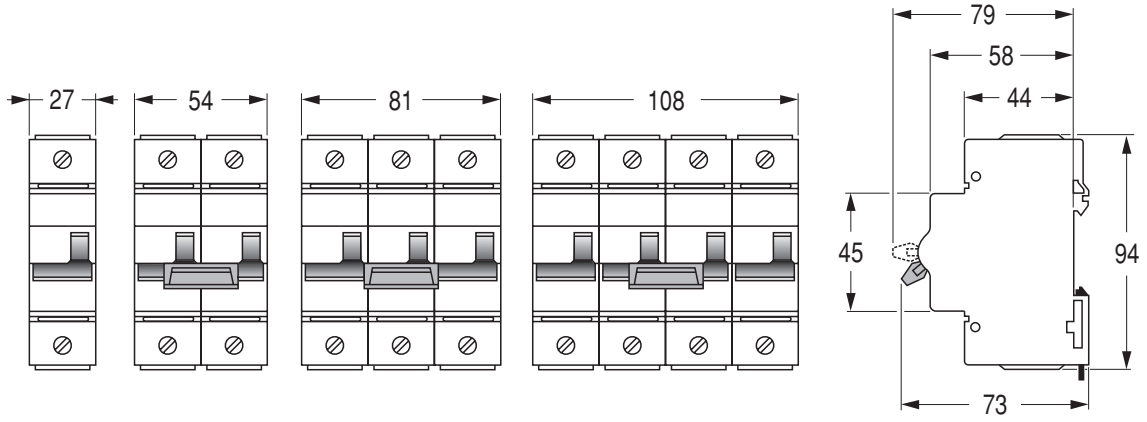

Add-on RCD's for Series Hti

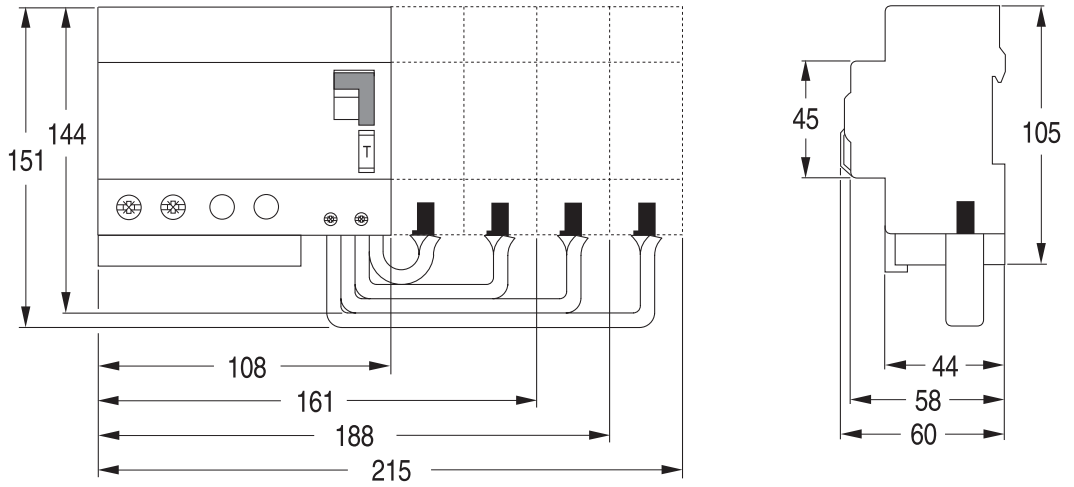

Auxiliary contact - Series Hti

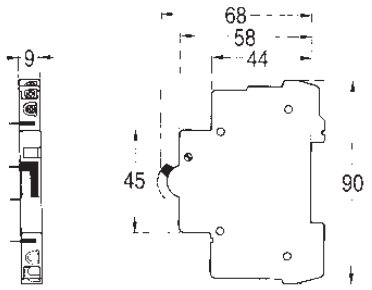

Shunt trip - Series Hti

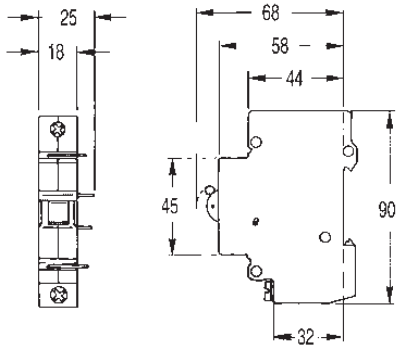

GE YATRON 日騰
Authorized P.B / Distributor | Intelligence Makes The Dream Come True | WWW.YATRON.COM.CN

Dimensional drawings

Compact MCB's - Series EPC - Unibis™

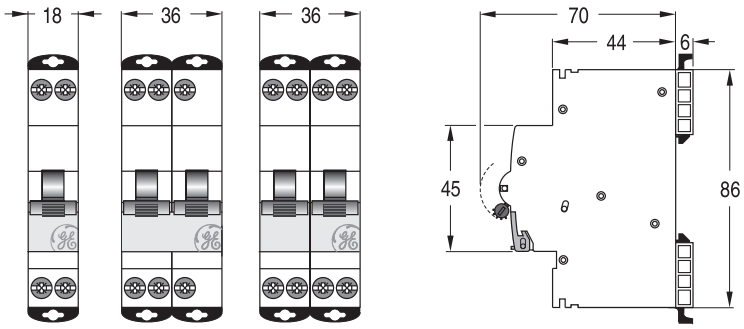

Screwless MCB's - Series EPP - Fixwell™

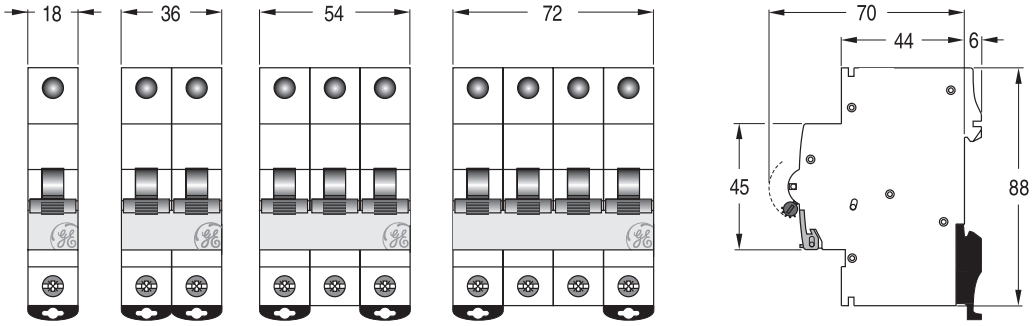

B.3 Selection table RCCB's and RCBO's
B.4 Technical data RCCB's and RCBO's
B.6 RCCB's - **Series BP/BD**
B.8 RCBO's with overcurrent protection - **Series DM60**
B.10 RCBO's with overcurrent protection - **Series DM100**
B.14 RCBO's with overcurrent protection - **Series DME**
B.16 Add-on RCCB's - **Diff-o-Click**
B.18 RCBB's with UL approval - **Series FPAUL**
B.19 RCBO's with UL approval - **Series DPA100**
B.31 Dimensional drawings

New **Series DMCE & DICE - Compact RCBO's**
B.12 RCBO's with overcurrent protection - **Series DMCE60 & DICE60**

New **Fixwell™ - Screwless RCCB's**
B.20 Technical data and order codes - **Series FPP**
B.21 Terminal capacity - Mounting instruction
B.31 Dimensional drawings

New **TeleREC - Reconnection relays**
B.22 Advantages
B.25 **TeleREC BASIC**
B.26 **TeleREC PLUS**
B.29 **TeleREC SOLAR**
B.32 Dimensional drawings

GE YATRON 日騰
Authorized P.B / Distributor | Intelligence Makes The Dream Come True | WWW.YATRON.COM.CN

Notes

Selection table of RCCB's

Page no.	Series	Sensitivity (mA)	Poles	Type	Nominal current (A) 16	25	40	63	80	100	Isolator appl.	Add-on devices	Rated voltage
B.6	BP/BD												
		10	2P	AC/A							x	x	240
		30	2P	AC/A							x	x	240
				G							x	x	240
			4P	AC/A							x	x	240/415
				G							x	x	240/415
		100	2P	AC/A/S							x	x	240
				G							x	x	240
			4P	AC/A/S							x	x	240/415
				G							x	x	240/415
		300	2P	AC/A/S							x	x	240
			4P	AC/A/S							x	x	240/415
		500	2P	AC/A/S							x	x	240
			4P	AC/A/S							x	x	240/415
		1000	2P	AC/A/S							x	x	240
			4P	AC/A/S							x	x	240/415
B.20	FPP	30,100, 300	2P	A/S							x	x	240/415
			4P	A/S							x	x	240/415

Selection table of RCBO's

Page no.	Series	Sensitivity (mA)	Pole	Type	Tripping charact.	Nominal current (A) 4	6	10	13	16	20	25	32	40	Isolator appl.	Add-on devices	Rated voltage
B.8	DM60																
		10	1+N	AC/A	B										x	x	240
					C										x	x	240
		30	1+N	AC/A	B										x	x	240
					C										x	x	240
		100	1+N	AC/A	B										x	x	240
					C										x	x	240
		300	1+N	AC/A	B										x	x	240
					C										x	x	240
B.9	DMT60																
		30	1+N	AC	C										x	x	240
B.10	DM100																
		10	1+N	AC/A	B										x	x	240
					C										x	x	240
		30	1+N	AC/A	B										x	x	240
					C										x	x	240
		100	1+N	AC/A	B										x	x	240
					C										x	x	240
		300	1+N	AC/A	B										x	x	240
					C										x	x	240
B.11	DMT100																
		30	1+N	AC	C										x	x	240
B.12	DMC/DICE																
		30	1+N	AC/A	B/C										x	x	240
B.15	DME60																
		30	1+N	AC	C										x	x	240
B.15	DME100																
		30	1+N	AC	C										x	x	240

Selection table for add-on RCCB's

Page no.	Series	Sensitivity (mA)	Poles	Type	Tripping charact.	Nominal current (A) 32	63	Isolator appl.	Add-on devices	Rated voltage
B.16	Diff-o-Click									
		10	2-3-4	AC/A	-			-	-	240/415
		100	2-3-4	AC/A/S	-			-	-	240/415
		300	2-3-4	AC/A/S	-			-	-	240/415
		500	2-3-4	AC/A/S	-			-	-	240/415
		1000	2-3-4	AC/A/S	-			-	-	240/415

GE YATRON 日騰
Authorized P.B / Distributor | Intelligence Makes The Dream Come True | WWW.YATRON.COM.CN

Technical data of RCD's

Series			BP/BD	DM60	DM100	DMCE/DICE
Standards			EN/IEC 61008-1	EN/IEC 61009-1	EN/IEC 61009-1	EN/IEC 61009-1
Magnetic tripping characteristics			-	B-C	B-C	B-C
Residual tripping characteristic			AC, A, S	AC	AC	AC, A
Tripping time at I Δn	Instantaneous	ms	<40	<40	<40	<40
	Selective	ms	>150	-	-	-
Rated current		A	16,25,40,63, 80, 100	4,6,10,13,16,20,25,32,40	4,6,10,13,16,20,25,32,40	6 ...40
Rated residual current I Δn		mA	10,30,100,300,500,1000	10,30,300	10,30,300	30
Calibration temperature		°C	30	30	30	30
Number of poles versus modules			1	1	1	1
Rated voltage Un	2P AC	V	240	230 (1P+N)	230 (1P+N)	240 (1P+N)
	3P AC	V	-	-	-	-
	4P AC	V	415	-	-	-
Frequency		Hz	50/60	50/60	50/60	50
Maximum service voltage Ubmax		V	2P=265 / 4P=455	255	255	265
Minimum service voltage Ubmin		V	2P=117 / 4P=205	117	117	195
Minimum voltage for leakage protection		V	Voltage independent	Voltage independent	Voltage independent	85
Power supply			Top/Bottom	Top/Bottom	Top/Bottom	Bottom
Selectivity class			-	3	3	3
Rated making and breaking capacity (Im)		A	500 (or 10xIn)	-	-	10xIn
Residual making and breaking capacity (IΔ m)		A	500 (or 10xIn)	6000	6000	6000
Conditional short-circuit capacity (Inc)		A	10000 fuse 100A gLgG	-	-	-
Conditional residual short-circuit capacity (IΔ c)		A	10000 fuse 100A gLgG	-	-	-
Rated Short-circuit capacity (Icn)		A	-	6000	10000	6000
Grid distance (safety distance between two devices)		mm	35	35	35	-
Isolator application			yes	yes	yes	yes
Insulation degree	Insulation voltage	V (DC)	440	440	440	440
	Shock voltage (1.2/50µs)	kV	6	6	6	6 (1)
	Insulation resistance	MΩ	1000	1000	1000	1000 (1)
	Dielectric strength	V	2500	2500	2500	2500 (1)
Shock resistance (in x, y, z direction) (EN/IEC 60077/16.3)			40g, 18 shocks 5 ms	40g, 18 shocks 5 ms	40g, 18 shocks 5 ms	40g, 18 shocks 5 ms
Vibration resistance (in x, y, z direction) (EN/IEC 60068-2-6)			1.5g, 30 min, 0...80Hz	1.5g, 30 min, 0...80Hz	1.5g, 30 min, 0...80Hz	2g, 30 min, 0...80Hz
Endurance	electrical at Un, In		10000	10000	10000	10000
	mechanical at Un, In		20000	20000	20000	20000
Protection degree (outside/inside electrical enclosure with door)			IP20 / IP40	IP20 / IP40	IP20 / IP40	IP20 / IP40
Self extinguish degree (according to UL94)			V2	V2	V2	V2
Tropicalisation (according to EN/IEC 60068-2, DIN 40046)		°C/RH	+55/95%	+55/95%	+55/95%	+55/95%
Pollution degree (acc. EN/IEC 60947-1)			3	3	3	3
Operating temperature			AC (-5.. +60); A -25.. +60)	-5..+60	-25..+60	-5..+60
Storage temperature		°C	-25..+70	-25..+70	-5..+70	-25..+70
Terminals capacity	Rigid cable min/max (top)	mm^2	1.5/50 [1.5/35]	1/25	1/25	1/25
	Flexible cable min*/max (top)	mm^2	1.5/35 [1.5/25]	1/16	1/16	1.5/16
	Rigid cable min/max (bottom)	mm^2	1.5/50 [1.5/35]	1/35	1/35	1/35
	Flexible cable min*/max (bottom)	mm^2	1.5/35 [1.5/25]	1/25	1/25	1.5/25
Torque	Top/Bottom	Nm	5/5	3/4	3/4	3/3(DMCE) 3/4.5(DICE)
Add-on devices (side add-on)	Auxiliary contacts		yes	yes	yes	yes (coupled to CAUN)
	Tele U		yes	yes	yes	yes
	Tele L		yes	yes	yes	yes
	Tele M		yes	yes	yes	yes
	PBS		no	yes	yes	yes
Busbars systems	Pin		yes	Bottom	Bottom	yes
	Fork		yes	Bottom	Bottom	-
	# Poles		2-4	1+N	1+N	1+N
Dimensions	(HxDxW) 86x68xW		36/72	36	36	18
	Weight	mm	2P=250 / 4P=368	250	250	125/215
	Package	g	2P=1/6 / 4P=1/3	1/6	1/6	1/12
Approvals			KEMA	KEMA	KEMA	RCM
CE-marking			yes	yes	yes	yes
Page			B.6	B.8	B.10	B.12

*Flexible cable 0.75/1/1.5 mm2 with cable lug

DME60	DME100	Diff-o-Click	FPAUL	DPA100	FPP
EN/IEC 61009-1	EN/IEC 61009-1	EN/IEC 61009-1	UL1053 & EN/IEC 61008-1	UL1053 & EN/IEC 61009-1	EN 61008-1
C	C	B-C-D	-	B-C	-
AC	AC	AC-A-S	A	A	A, S
<40	<40	<40	< 40	< 40	<40
-	-	>150	-	-	>150
6 ...40	6,10,16,20,25,32,40	0.5,1,2,4,6,10,16,20,25,32,40,50,63	16,25,40,63	10,13,16,32,40	25, 40, 63(3)
30, 100	10, 30, 300	30,100,300,500,1000	10, 30, 100, 300, 500	10, 30	30, 100, 300
30	30	30	30	30	30
1	1	1	1	1	1
240 (1P+N)	240 (1P+N)	240/415	240	277 & 240 (1P+N)	240
-	-	400		-	-
-	-	400	UL: 240; EN/IEC: 415		415
50/60	50/60	50/60	50/60	50/60	50/60
265	265	2P=265 / 4P=455	2P=265 / 4P=455	255	2P=265 / 4P=455
195	195	2P=205 / 4P=205	2P=117 / 4P=205	195	2P=110 / 4P=190
100	100	Voltage independent	Voltage independent	Voltage independent	Voltage independent
Bottom	Bottom	Top	Top/Bottom	Top/Bottom	Top/Bottom
3	3	3	-	3	-
10xIn	10xIn	-	500 (or 10xIn)	-	500 (or 10xIn)
6000	10000	see MCB	500 (or 10xIn)	6000	500 (or 10xIn)
-	-	-	10000 fuse 100A gIgG	-	10000 fuse 100A
-	-	-	10000	-	10000
6000	10000	see MCB	-	5000/10000	-
-	-	35	35	35	-
yes	yes	no	yes	yes	yes
440	440	440	500	500	500
6 (1)	6 (1)	6	8	6	8
1000 (1)	1000 (1)	1000	1000	1000	1000
2500 (1)	2500 (1)	2500	2500	2500	2500
40g, 18 shocks 5 ms	40g, 18 shocks 5 ms	40g, 18 shocks 5 ms	40g, 18 shocks 5 ms	40g, 18 shocks 5 ms	40g, 18 shocks 5 ms
2g, 30 min, 0...80Hz	2g, 30 min, 0...80Hz	5g, 30 min, 0...80Hz	1.5g, 30 min, 0...80Hz	1.5g, 30 min, 0...80Hz	1,5g, 30 min, 0...80Hz
10000	10000	10000	10000	10000	10000
20000	20000	20000	20000	20000	20000
IP20 / IP40	IP20 / IP40	IP20 / IP40	IP20 / IP40	IP20 / IP40	IP20 / IP40
V2	V2	V2	V2	V2	V2
+55/95%	+55/95%	+55/95%	+55/95%	+55/95%	57,89473684
3	3	3	3	3	3
-5..+60	-5..+60	AC (-5..+60); A(-25..+60)	AC (-5.. +60); A (-25.. +60)	-5..+60	-25.. +60(4)
-25..+70	-25..+70	-25..+70	-25..+70	-25..+70	-25..+70
1/25	1/25	1/25	1.5/50 [1.5/35]	1/25	see page B.20
1/16	1/16	1/16	1.5/35 [1.5/25]	1/16	-
1/35	1/35	1/35	1.5/50 [1.5/35]	1/35	-
1/25	1/25	1/25	1.5/35 [1.5/25]	1/25	-
3/4.5	3/4.5	-/4.5	5/5	3/4	-
-	-	yes (coupled to MCB)	yes	yes	yes
-	-	yes (coupled to MCB)	yes(2)	yes(2)	yes(5)
-	-	yes (coupled to MCB)	yes	yes	yes(5)
-	-	yes (coupled to MCB)	yes(2)	yes(2)	yes(5)
-	-	yes (coupled to MCB)	yes(2)	yes(2)	yes(5)
Bottom	Bottom	-	yes(2)	yes(2)	yes
Bottom	Bottom	-	yes(2)	yes(2)	yes
1+N	1+N	2-3-4	2-4	1+N	2/4
18	18	72/90/108/125/144	36/72	36	88x68x36/73,2
235	235	2P=250 / 3P=320 / 4P=340	2P=250 / 4P=368	250	2P=248 / 4P=364
1	1	1	2P=1/6 / 4P=1/3	1/6	2P=1/6 / 4P=1/3
KEMA	KEMA	KEMA	UL	UL & CEBEC	VDE-KEMA-CEBEC-IMQ
yes	yes	yes	yes	yes	yes
B.15	B.15	B.16	B.18	B.19	B.20

(1) Making sure that N-L and both flying leads are disconnected.
(2) Not UL registered
(3) Rating current derating as usual in function of installation conditions.
(4) With plug-in busbar: -25/+50°C
(5) With plug-in busbar only at right extreme side of each row. No pin busbars let through allowed

GE YATRON 日騰
Authorized P.B / Distributor | Intelligence Makes The Dream Come True | WWW.YATRON.COM.CN

RCCB's - Residual Current Circuit Breakers

Series BP/BD



EN/IEC 61008-1
Type AC
Type A - Ai
Type S - Si S

Applications

Approval / Marking

KEMA KEUR CE

Add-on devices

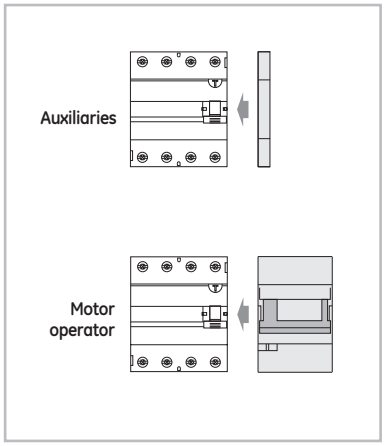

Auxiliary contacts pg C.4
Motor operator pg C.7
Shunt trip pg C.8
Undervoltage release pg C.8
Panel board switch pg C.8

Busbars pg E.2
More technical data pg B.4
Dimensions pg B.31

Performance

Thermal setting In	(A)	16, 25, 40, 63, 80, 100
Residual current IΔn	(mA)	10, 30, 100, 300, 500, 1000
Rated voltage AC Un	(V)	2P: 240 4P: 240/415
Minimum operating voltage U_{Bmin}	(V)	2P: 117 4P: 205
Mechanical/electrical endurance		20000/10000
Tropicalisation acc.to EN/IEC 60068-2-28/2-30 and DIN 40046		95%RH at 55°C
Terminal capacity flexible/rigid cable	(mm^2)	35-50(1)
Poles		2, 4
Nuisance tripping resistance		Type A, AC: 250A 8/20µs; 200A 0.5µs - 100kHz Type S: 3000A 8/20µs Type Ai: 3000A 8/20µs Type Si: 5000A 8/20µs
Ambient temperature	(°C)	Type AC: -5 upto 40 Type A: -25 upto 40
Weight	(g)	2P: 220 4P: 385

Short-circuit capacity

Acc. to EN/IEC 61008-1

Making and breaking capacity	Im ≥ 500A from 16 upto 40A In = 10In from 63 upto 100A
Residual making and breaking capacity	IΔ m ≥ 500A from 16 upto 40A IΔ m = 10In from 63 upto 100A
Short-circuit capacity	
Series BD	Inc = 6000A at 240/415V fuse 63A gG
Series BP	Inc = 10000A at 240/415V fuse 80A gG

(1) Series BD: 25-35 mm^2

Series BP/BD - Type AC

		10*/30mA		100mA		300mA		500mA		1000mA		
	In (A)	Cat. No.	Ref. No.	Cat. No.	Ref. No.	Cat. No.	Ref. No.	Cat. No.	Ref. No.	Cat. No.	Ref. No.	Pack.
2P	16	BPC216/010*	606131	-	-	-	-	-	-	-	-	6
	25	BDC225/030	607125	BPC225/100	606140	BDC225/300	607127	BPC225/500	606153	BPC225/1000	606158	6
	40	BDC240/030	607126	BPC240/100	606141	BDC240/300	607128	BPC240/500	606154	BPC240/1000	606159	6
	63	BPC263/030	606134	BPC263/100	606142	BPC263/300	606150	BPC263/500	606155	BPC263/1000	606160	6
	80	BPC280/030	606135	BPC280/100	606143	BPC280/300	606151	BPC280/500	606156	BPC280/1000	606161	6
	100	BPC2100/030	606136	BPC2100/100	606144	BPC2100/300	606152	BPC2100/500	606157	BPC2100/1000	606162	6
4P	25	BPC425/030	606208	BPC425/100	606216	BPC425/300	606224	BPC425/500	606229	BPC425/1000	606234	3
	40	BPC440/030	606209	BPC440/100	606217	BPC440/300	606225	BPC440/500	606230	BPC440/1000	606235	3
	63	BPC463/030	606210	BPC463/100	606218	BPC463/300	606226	BPC463/500	606231	BPC463/1000	606236	3
	80	BPC480/030	606211	BPC480/100	606219	BPC480/300	606227	BPC480/500	606232	BPC480/1000	606237	3
	100	BPC4100/030	606212	BPC4100/100	606220	BPC4100/300	606228	BPC4100/500	606233	BPC4100/1000	606238	3

Series BP - Type A

		10*/30mA		100mA		300mA		500mA		1000mA		
	In (A)	Cat. No.	Ref. No.	Cat. No.	Ref. No.	Cat. No.	Ref. No.	Cat. No.	Ref. No.	Cat. No.	Ref. No.	Pack.
2P	16	BPA216/010*	606085	-	-	-	-	-	-	-	-	6
	25	BPA225/030	606086	BPA225/100	606091	BPA225/300	606101	BPA225/500	606111	BPA225/1000	606121	6
	40	BPA240/030	606087	BPA240/100	606092	BPA240/300	606102	BPA240/500	606112	BPA240/1000	606122	6
	63	BPA263/030	606088	BPA263/100	606093	BPA263/300	606103	BPA263/500	606113	BPA263/1000	606123	6
	80	BPA280/030	606089	BPA280/100	606094	BPA280/300	606104	BPA280/500	606114	BPA280/1000	606124	6
	100	BPA2100/030	606090	BPA2100/100	606095	BPA2100/300	606105	BPA2100/500	606115	BPA2100/1000	606125	6
4P	25	BPA425/030	606163	BPA425/100	606168	BPA425/300	606178	BPA425/500	606188	BPA425/1000	606198	3
	40	BPA440/030	606164	BPA440/100	606169	BPA440/300	606179	BPA440/500	606189	BPA440/1000	606199	3
	63	BPA463/030	606165	BPA463/100	606170	BPA463/300	606180	BPA463/500	606190	BPA463/1000	606200	3
	80	BPA480/030	606166	BPA480/100	606171	BPA480/300	606181	BPA480/500	606191	BPA480/1000	606201	3
	100	BPA4100/030	606167	BPA4100/100	606172	BPA4100/300	606182	BPA4100/500	606192	BPA4100/1000	606202	3

Series BP - Type S

		100mA		300mA		500mA		1000mA		
	In (A)	Cat. No.	Ref. No.	Cat. No.	Ref. No.	Cat. No.	Ref. No.	Cat. No.	Ref. No.	Pack.
2P	25	BPS225/100	606096	BPS225/300	606106	BPS225/500	606116	BPS225/1000	606126	6
	40	BPS240/100	606097	BPS240/300	606107	BPS240/500	606117	BPS240/1000	606127	6
	63	BPS263/100	606098	BPS263/300	606108	BPS263/500	606118	BPS263/1000	606128	6
	80	BPS280/100	606099	BPS280/300	606109	BPS280/500	606119	BPS280/1000	606129	6
	100	BPS2100/100	606100	BPS2100/300	606110	BPS2100/500	606120	BPS2100/1000	606130	6
4P	25	BPS425/100	606173	BPS425/300	606183	BPS425/500	606193	BPS425/1000	606203	3
	40	BPS440/100	606174	BPS440/300	606184	BPS440/500	606194	BPS440/1000	606204	3
	63	BPS463/100	606175	BPS463/300	606185	BPS463/500	606195	BPS463/1000	606205	3
	80	BPS480/100	606176	BPS480/300	606186	BPS480/500	606196	BPS480/1000	606206	3
	100	BPS4100/100	606177	BPS4100/300	606187	BPS4100/500	606197	BPS4100/1000	606207	3

HIGH IMMUNITY

Series BP - Type Ai / Series BP - Type Si

		30mA		300mA		300mA		
	In (A)	Cat. No.	Ref. No.	Cat. No.	Ref. No.	Cat. No.	Ref. No.	Pack.
2P	25	BPAi225/030	606331	BPAi225/300	606347	BPSi225/300	606337	6
	40	BPAi240/030	606332	BPAi240/300	606348	BPSi240/300	606338	6
	63	BPAi263/030	606333	BPAi263/300	606349	BPSi263/300	606339	6
	80	-	-	-	-	BPSi280/300	606340	6
	100	-	-	-	-	BPSi2100/300	606341	6
4P	25	BPAi425/030	606334	BPAi425/300	606350	BPSi425/300	606342	3
	40	BPAi440/030	606335	BPAi440/300	606351	BPSi440/300	606343	3
	63	BPAi463/030	606336	BPAi463/300	606352	BPSi463/300	606344	3
	80	-	-	-	-	BPSi480/300	606345	3
	100	-	-	-	-	BPSi4100/300	606346	3

GE YATRON 日騰
Authorized P.B / Distributor | Intelligence Makes The Dream Come True | WWW.YATRON.COM.CN

RCBO's - Residual Current Circuit Breakers With Overcurrent Protection

Series DM60

EN/IEC 61009-1 6000 / 3

Type AC

Type A

Applications

Approval

KEMA KEUR CE

Add-on devices

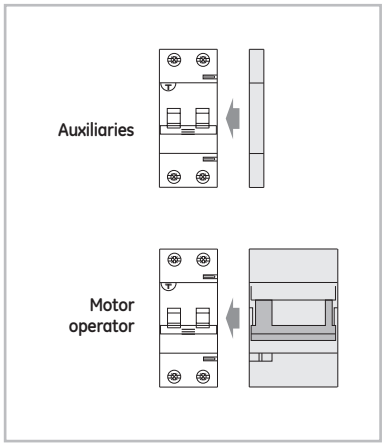

Auxiliary contacts pg C.4
Motor operator pg C.7
Shunt trip pg C.8
Undervoltage release pg C.8
Panel board switch pg C.8

Performance

Thermal setting In	(A)	4 to 40
Residual current IΔn	(mA)	10, 30, 100, 300
Tripping characteristic		B-C
Rated voltage AC Un	(V)	230
Minimum operating voltage U_{Bmin}	(V)	117
Mechanical/electrical endurance		20000/10000
Tropicalisation acc. to EN/IEC 60068-2-28/2-30 and DIN 40046		95%RH at 55°C
Terminal capacity flexible/rigid cable	(mm^2)	Top terminal: 16-25 Bottom terminal: 25-35
Poles		1+N
Nuisance tripping resistance		250A 8/20µs; 200A 0.5µs - 100kHz
Ambient temperature	(°C)	Type AC: -5 upto 40 Type A: -25 upto 40
Weight	(g)	250

Short-circuit capacity

Acc. to EN/IEC 61009-1 and EN/IEC 60898-1

Residual making and breaking capacity	IΔ m = 6000A
Short-circuit capacity	Icn = 6000A at 240V
Selectivity class	3

Acc. to EN/IEC 60947-2

Short-circuit capacity	Icu = 10000A at 240V

Busbars pg E.2
More technical data pg B.4
Dimensions pg B.32

Series DM60 - Type AC

Characteristic B 1P+N

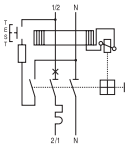

In (A)	10 mA Cat. No.	10 mA Ref. No.	30 mA Cat. No.	30 mA Ref. No.	100 mA Cat. No.	100 mA Ref. No.	300 mA Cat. No.	300 mA Ref. No.	Pack.
6	DM60B06/010	609802	DM60B06/030	609807	DM60B06/100	609815	DM60B06/300	609823	6
10	DM60B10/010	609803	DM60B10/030	609808	DM60B10/100	609816	DM60B10/300	609824	6
13	DM60B13/010	609804	DM60B13/030	609809	DM60B13/100	609817	DM60B13/300	609825	6
16	DM60B16/010	609805	DM60B16/030	609810	DM60B16/100	609818	DM60B16/300	609826	6
20	DM60B20/010	609806	DM60B20/030	609811	DM60B20/100	609819	DM60B20/300	609827	6
25	-	-	DM60B25/030	609812	DM60B25/100	609820	DM60B25/300	609828	6
32	-	-	DM60B32/030	609813	DM60B32/100	609821	DM60B32/300	609829	6
40	-	-	DM60B40/030	609814	DM60B40/100	609822	DM60B40/300	609830	6

Characteristic C 1P+N

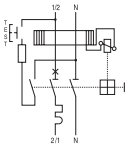

In (A)	10 mA Cat. No.	10 mA Ref. No.	30 mA Cat. No.	30 mA Ref. No.	100 mA Cat. No.	100 mA Ref. No.	300 mA Cat. No.	300 mA Ref. No.	Pack.
4	DM60C04/010	609831	DM60C04/030	609837	DM60C04/100	609846	DM60C04/300	609855	6
6	DM60C06/010	609832	DM60C06/030	609838	DM60C06/100	609847	DM60C06/300	609856	6
10	DM60C10/010	609833	DM60C10/030	609839	DM60C10/100	609848	DM60C10/300	609857	6
13	DM60C13/010	609834	DM60C13/030	609840	DM60C13/100	609849	DM60C13/300	609858	6
16	DM60C16/010	609835	DM60C16/030	609841	DM60C16/100	609850	DM60C16/300	609859	6
20	DM60C20/010	609836	DM60C20/030	609842	DM60C20/100	609851	DM60C20/300	609860	6
25	-	-	DM60C25/030	609843	DM60C25/100	609852	DM60C25/300	609861	6
32	-	-	DM60C32/030	609844	DM60C32/100	609853	DM60C32/300	609862	6
40	-	-	DM60C40/030	609845	DM60C40/100	609854	DM60C40/300	609863	6

Series DM60 - Type A

Characteristic B 1P+N

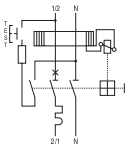

In (A)	10 mA Cat. No.	10 mA Ref. No.	30 mA Cat. No.	30 mA Ref. No.	100 mA Cat. No.	100 mA Ref. No.	300 mA Cat. No.	300 mA Ref. No.	Pack.
6	DMA60B06/010	609740	DMA60B06/030	609745	DMA60B06/100	609753	DMA60B06/300	609761	6
10	DMA60B10/010	609741	DMA60B10/030	609746	DMA60B10/100	609754	DMA60B10/300	609762	6
13	DMA60B13/010	609742	DMA60B13/030	609747	DMA60B13/100	609755	DMA60B13/300	609763	6
16	DMA60B16/010	609743	DMA60B16/030	609748	DMA60B16/100	609756	DMA60B16/300	609764	6
20	DMA60B20/010	609744	DMA60B20/030	609749	DMA60B20/100	609757	DMA60B20/300	609765	6
25	-	-	DMA60B25/030	609750	DMA60B25/100	609758	DMA60B25/300	609766	6
32	-	-	DMA60B32/030	609751	DMA60B32/100	609759	DMA60B32/300	609767	6
40	-	-	DMA60B40/030	609752	DMA60B40/100	609760	DMA60B40/300	609768	6

Characteristic C 1P+N

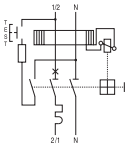

In (A)	10 mA Cat. No.	10 mA Ref. No.	30 mA Cat. No.	30 mA Ref. No.	100 mA Cat. No.	100 mA Ref. No.	300 mA Cat. No.	300 mA Ref. No.	Pack.
4	DMA60C04/010	609769	DMA60C04/030	609775	DMA60C04/100	609784	DMA60C04/300	609793	6
6	DMA60C06/010	609770	DMA60C06/030	609776	DMA60C06/100	609785	DMA60C06/300	609794	6
10	DMA60C10/010	609771	DMA60C10/030	609777	DMA60C10/100	609786	DMA60C10/300	609795	6
13	DMA60C13/010	609772	DMA60C13/030	609778	DMA60C13/100	609787	DMA60C13/300	609796	6
16	DMA60C16/010	609773	DMA60C16/030	609779	DMA60C16/100	609788	DMA60C16/300	609797	6
20	DMA60C20/010	609774	DMA60C20/030	609780	DMA60C20/100	609789	DMA60C20/300	609798	6
25	-	-	DMA60C25/030	609781	DMA60C25/100	609790	DMA60C25/300	609799	6
32	-	-	DMA60C32/030	609782	DMA60C32/100	609791	DMA60C32/300	609800	6
40	-	-	DMA60C40/030	609783	DMA60C40/100	609792	DMA60C40/300	609801	6

Series DMT60 - Type AC

(1)

Characteristic C Unswitched neutral 1P+N

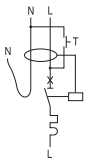

In (A)	30 mA Cat. No.	30 mA Ref. No.	Pack.
4	DMT60C04/030	609280	6
6	DMT60C06/030	609281	6
10	DMT60C10/030	609282	6
13	DMT60C13/030	609283	6
16	DMT60C16/030	609284	6
20	DMT60C20/030	609285	6
25	DMT60C25/030	609286	6
32	DMT60C32/030	609287	6
40	DMT60C40/030	609288	6

(1) Please consult us for blue neutral flying lead

GE YATRON 日騰
Authorized P.B / Distributor | Intelligence Makes The Dream Come True | WWW.YATRON.COM.CN

RCBO's - Residual Current Circuit Breakers With Overcurrent Protection

Series DM100

EN/IEC 61009-1 | 10000 | 3

Type AC

Type A

Applications

Approval / Marking

KEMA KEUR CE

Add-on devices

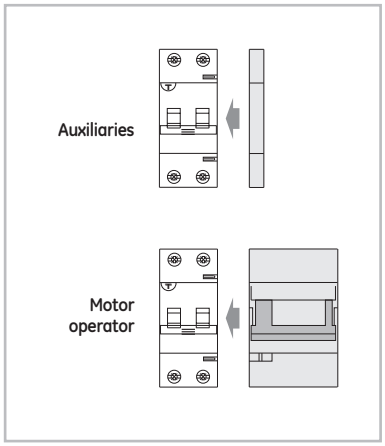

Auxiliary contacts pg C.4
Motor operator pg C.7
Shunt trip pg C.8
Undervoltage release pg C.8
Panel board switch pg C.8

Performance

Thermal setting In	(A)	4 to 40
Residual current IΔn	(mA)	10, 30, 100, 300
Tripping characteristic		B-C
Rated voltage AC Un	(V)	230
Minimum operating voltage U_{Bmin}	(V)	117
Mechanical/electrical endurance		20000/10000
Tropicalisation acc. to EN/IEC 60068-2-28/2-30 and DIN 40046		95%RH at 55°C
Terminal capacity flexible/rigid cable	(mm^2)	Top terminal: 16-25 Bottom terminal: 25-35
Poles		1+N
Nuisance tripping resistance		250A 8/20µs; 200A 0.5µs - 100kHz
Ambient temperature	(°C)	Type AC: -5 upto 40 Type A: -25 upto 40
Weight	(g)	250

Short-circuit capacity

Acc. to EN/IEC 61009-1 and EN/IEC 60898-1

Residual making and breaking capacity	IΔ m = 6000A
Short-circuit capacity	Icn = 10000A at 240V
Selectivity class	3

Acc. to EN/IEC 60947-2

Short-circuit capacity	Icu = 15000A at 240V

Busbars pg E.2
More technical data pg B.4
Dimensions pg B.32

Series DM100 - Type AC

Characteristic B 1P+N

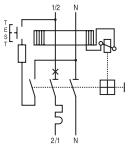

In (A)	10 mA Cat. No.	10 mA Ref. No.	30 mA Cat. No.	30 mA Ref. No.	100 mA Cat. No.	100 mA Ref. No.	300 mA Cat. No.	300 mA Ref. No.	Pack.
6	DM100B06/010	609926	DM100B06/030	609931	DM100B06/100	609939	DM100B06/300	609947	6
10	DM100B10/010	609927	DM100B10/030	609932	DM100B10/100	609940	DM100B10/300	609948	6
13	DM100B13/010	609928	DM100B13/030	609933	DM100B13/100	609941	DM100B13/300	609949	6
16	DM100B16/010	609929	DM100B16/030	609934	DM100B16/100	609942	DM100B16/300	609950	6
20	DM100B20/010	609930	DM100B20/030	609935	DM100B20/100	609943	DM100B20/300	609951	6
25	-	-	DM100B25/030	609936	DM100B25/100	609944	DM100B25/300	609952	6
32	-	-	DM100B32/030	609937	DM100B32/100	609945	DM100B32/300	609953	6
40	-	-	DM100B40/030	609938	DM100B40/100	609946	DM100B40/300	609954	6

Characteristic C 1P+N

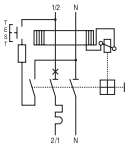

In (A)	10 mA Cat. No.	10 mA Ref. No.	30 mA Cat. No.	30 mA Ref. No.	100 mA Cat. No.	100 mA Ref. No.	300 mA Cat. No.	300 mA Ref. No.	Pack.
4	DM100C04/010	609955	DM100C04/030	609961	DM100C04/100	609970	DM100C04/300	609979	6
6	DM100C06/010	609956	DM100C06/030	609962	DM100C06/100	609971	DM100C06/300	609980	6
10	DM100C10/010	609957	DM100C10/030	609963	DM100C10/100	609972	DM100C10/300	609981	6
13	DM100C13/010	609958	DM100C13/030	609964	DM100C13/100	609973	DM100C13/300	609982	6
16	DM100C16/010	609959	DM100C16/030	609965	DM100C16/100	609974	DM100C16/300	609983	6
20	DM100C20/010	609960	DM100C20/030	609966	DM100C20/100	609975	DM100C20/300	609984	6
25	-	-	DM100C25/030	609967	DM100C25/100	609976	DM100C25/300	609985	6
32	-	-	DM100C32/030	609968	DM100C32/100	609977	DM100C32/300	609986	6
40	-	-	DM100C40/030	609969	DM100C40/100	609978	DM100C40/300	609987	6

Series DM100 - Type A

Characteristic B 1P+N

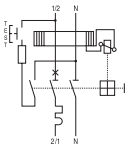

In (A)	10 mA Cat. No.	10 mA Ref. No.	30 mA Cat. No.	30 mA Ref. No.	100 mA Cat. No.	100 mA Ref. No.	300 mA Cat. No.	300 mA Ref. No.	Pack.
6	DMA100B06/010	609864	DMA100B06/030	609869	DMA100B06/100	609877	DMA100B06/300	609885	6
10	DMA100B10/010	609865	DMA100B10/030	609870	DMA100B10/100	609878	DMA100B10/300	609886	6
13	DMA100B13/010	609866	DMA100B13/030	609871	DMA100B13/100	609879	DMA100B13/300	609887	6
16	DMA100B16/010	609867	DMA100B16/030	609872	DMA100B16/100	609880	DMA100B16/300	609888	6
20	DMA100B20/010	609868	DMA100B20/030	609873	DMA100B20/100	609881	DMA100B20/300	609889	6
25	-	-	DMA100B25/030	609874	DMA100B25/100	609882	DMA100B25/300	609890	6
32	-	-	DMA100B32/030	609875	DMA100B32/100	609883	DMA100B32/300	609891	6
40	-	-	DMA100B40/030	609876	DMA100B40/100	609884	DMA100B40/300	609892	6

Characteristic C 1P+N

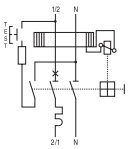

In (A)	10 mA Cat. No.	10 mA Ref. No.	30 mA Cat. No.	30 mA Ref. No.	100 mA Cat. No.	100 mA Ref. No.	300 mA Cat. No.	300 mA Ref. No.	Pack.
4	DMA100C04/010	609893	DMA100C04/030	609899	DMA100C04/100	609908	DMA100C04/300	609917	6
6	DMA100C06/010	609894	DMA100C06/030	609900	DMA100C06/100	609909	DMA100C06/300	609918	6
10	DMA100C10/010	609895	DMA100C10/030	609901	DMA100C10/100	609910	DMA100C10/300	609919	6
13	DMA100C13/010	609896	DMA100C13/030	609902	DMA100C13/100	609911	DMA100C13/300	609920	6
16	DMA100C16/010	609897	DMA100C16/030	609903	DMA100C16/100	609912	DMA100C16/300	609921	6
20	DMA100C20/010	609898	DMA100C20/030	609904	DMA100C20/100	609913	DMA100C20/300	609922	6
25	-	-	DMA100C25/030	609905	DMA100C25/100	609914	DMA100C25/300	609923	6
32	-	-	DMA100C32/030	609906	DMA100C32/100	609915	DMA100C32/300	609924	6
40	-	-	DMA100C40/030	609907	DMA100C40/100	609916	DMA100C40/300	609925	6

Series DMT100 - Type AC

(1)

Characteristic C Unswitched neutral 1P+N

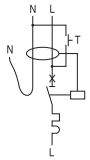

In (A)	30 mA Cat. No.	30 mA Ref. No.	Pack.
4	DMT100C04/030	609289	6
6	DMT100C06/030	609290	6
10	DMT100C10/030	609291	6
13	DMT100C13/030	609292	6
16	DMT100C16/030	609293	6
20	DMT100C20/030	609294	6
25	DMT100C25/030	609295	6
32	DMT100C32/030	609296	6
40	DMT100C40/030	609297	6

(1) Please consult us for blue neutral flying lead

GE YATRON 日騰
Authorized P.B / Distributor | Intelligence Makes The Dream Come True | WWW.YATRON.COM.CN

Compact Electronic Residual Current Circuit Breaker

Series DMCE60, DICE60

EN/IEC 61009-1 6000 / 3

Type AC

Type A

With Overcurrent Protection functionality dependent on Line Voltage

Applications

Approval / Marking

CE

Add-on devices

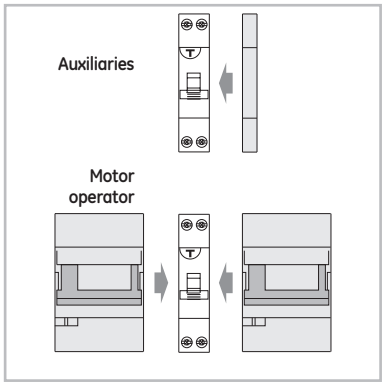

(1) CAU auxiliary contact right side mounted is interface to make compatible all extensions CA,CB, Tele L, Tele U, PSB
(2) Tele M can be mounded on both sides.

Auxiliary contacts pg C.4
Motor operator pg C.7
Shunt trip pg C.8
Undervoltage release pg C.8
Panel board switch pg C.8

Busbars pg E.2
More technical data pg B.4
Dimensions pg B.32

Performance

Thermal setting In		(A)	6, 10, 16, 20, 25, 32, 40
Residual current IΔ n		(mA)	30
Tripping characteristic			B, C
Rated voltage AC Un		(V)	240
Minimum operating voltage U_{Bmin}		(V)	85
Mechanical/electrical endurance			20000/10000
Tropicalisation acc. to EN/IEC 60068-2-28/2-30			95%RH at 55°C
Terminals			
DICE (Industry)	**Top**		Phase out(1), Neutral out(1), Neutral in(2)
	Bottom		Phase in(3)
DMCE (Domestic)	**Top**		Phase out(1), Neutral out(1)
	Bottom		Phase in(1), Neutral in(1),
Poles			1P+N (1 module)(4)
Nuisance tripping resistance			250A 8/20µs
Ambient temperature		(°C)	-5 upto 55
Weight DMCE-DICE		(g)	125-215g

Short-circuit capacity

DME60 according to EN/IEC 61009-1	
Residual making and breaking capacity	IΔm = 6000A(5)
Short-circuit capacity	Icn = 6000A at 240V
Selectivity class	3

Terminal capacity:
(1) Rigid copper wires 1-25mm², flexible copper wires 1.5 - 16mm²
(2) Flying lead entering the device from top side. Cross section of 4mm² up to 25A, 6mm² up to 40A, 1200mm length.
(3) Rigid copper wires 1-35mm², Flexible copper wires 1.5 - 25mm²
(4) Neutral on the left.
(5) In≥25A on testing

New

Series DMCE60 - Type AC - Domestic Applications

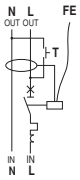

	In (A)	B Cat. No.	B Ref. No.	C Cat. No.	C Ref. No.	Pack.
Switched neutral 1P+N	6	DMCE60B06/030	694014	DMCE60C06/030	694000	1
	10	DMCE60B10/030	694015	DMCE60C10/030	694001	1
	16	DMCE60B16/030	694016	DMCE60C16/030	694002	1
	20	DMCE60B20/030	694017	DMCE60C20/030	694003	1
	25	DMCE60B25/030	694018	DMCE60C25/030	694004	1
	32	DMCE60B32/030	694019	DMCE60C32/030	694005	1
	40	DMCE60B40/030	694020	DMCE60C40/030	694006	1

Series DMCEA60 - Type A - Domestic Applications

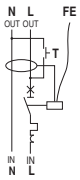

	In (A)	B Cat. No.	B Ref. No.	C Cat. No.	C Ref. No.	Pack.
Switched neutral 1P+N	6	DMCEA60B06/030	694021	DMCEA60C06/030	694007	1
	10	DMCEA60B10/030	694022	DMCEA60C10/030	694008	1
	16	DMCEA60B16/030	694023	DMCEA60C16/030	694009	1
	20	DMCEA60B20/030	694024	DMCEA60C20/030	694010	1
	25	DMCEA60B25/030	694025	DMCEA60C25/030	694011	1
	32	DMCEA60B32/030	694026	DMCEA60C32/030	694012	1
	40	DMCEA60B40/030	694027	DMCEA60C40/030	694013	1

Series DICE60 - Type AC - Industrial Applications

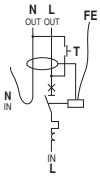

	In (A)	B Cat. No.	B Ref. No.	C Cat. No.	C Ref. No.	Pack.
Unswitched neutral 1P+N	6	DICE60B06/030	694042	DICE60C06/030	694028	1
	10	DICE60B10/030	694043	DICE60C10/030	694029	1
	16	DICE60B16/030	694044	DICE60C16/030	694030	1
	20	DICE60B20/030	694045	DICE60C20/030	694031	1
	25	DICE60B25/030	694046	DICE60C25/030	694032	1
	32	DICE60B32/030	694047	DICE60C32/030	694033	1
	40	DICE60B40/030	694048	DICE60C40/030	694034	1

Series DICEA60 - Type A - Industrial Applications

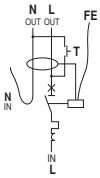

	In (A)	B Cat. No.	B Ref. No.	C Cat. No.	C Ref. No.	Pack.
Unswitched neutral 1P+N	6	DICEA60B06/030	694049	DICEA60C06/030	694035	1
	10	DICEA60B10/030	694050	DICEA60C10/030	694036	1
	16	DICEA60B16/030	694051	DICEA60C16/030	694037	1
	20	DICEA60B20/030	694052	DICEA60C20/030	694038	1
	25	DICEA60B25/030	694053	DICEA60C25/030	694039	1
	32	DICEA60B32/030	694054	DICEA60C32/030	694040	1
	40	DICEA60B40/030	694055	DICEA60C40/030	694041	1

(1) Please consult us for blue neutral flying lead

New

GE YATRON 日騰
Authorized P.B / Distributor | Intelligence Makes The Dream Come True | WWW.YATRON.COM.CN



RCBO's - Residual Current Circuit Breakers with Overcurrent Protection

Series DME

EN/IEC 61009-1	6000 / 3
	10000 / 3
Type AC	∿
Type A	≈

Applications

For use in consumer units and distribution boards.

Marking

CE

Performance

Thermal setting In	(A)	6, 10, 16, 20, 25, 32, 40
Residual current IΔn	(mA)	10, 30, 100
Tripping characteristic		B, C
Rated voltage AC Un	(V)	265
Minimum operating voltage U_{Bmin}	(V)	195
Mechanical/electrical endurance		20000/10000
Tropicalisation acc. to EN/IEC 60068-2-28/2-30		95%RH at 55°C
Terminal capacity flexible/rigid cable	(mm^2)	Bottom terminal: 16-25
Poles		1+N (1 module)
Nuisance tripping resistance		250A 8/20µs
Ambient temperature	(°C)	-5 upto 55
Weight	(g)	235

The earth reference cable (FE white) ensures protection against earth leakage in case of loss of supply neutral.

Short-circuit capacity

DME60 acc. to EN/IEC 61009-1

Residual making en breaking capacity	IΔ m = 6000A
Short-circuit capacity	Icn = 6000A at 240V
Selectivity class	3

DME100 acc. to EN/IEC 61009-1

Residual making en breaking capacity	IΔ m = 10000A
Short-circuit capacity	Icn = 10000A at 240V
Selectivity class	3

Busbars pg E.2
More technical data pg B.4
Dimensions pg B.32

Series DME60 - Type AC

Characteristic C
Unswitched neutral
1P+N

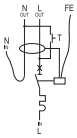

In (A)	30mA Cat. No.	30mA Ref. No.	Pack.
6	DME60C06/030	605060	1
10	DME60C10/030	605061	1
16	DME60C16/030	605062	1
20	DME60C20/030	605063	1
25	DME60C25/030	605064	1
32	DME60C32/030	605065	1
40	DME60C40/030	605066	1

Series DME100 - Type AC

Characteristic B
Unswitched neutral
1P+N

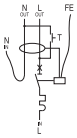

In (A)	10mA Cat. No.	10mA Ref. No.	30mA Cat. No.	30mA Ref. No.	Pack.
6	DME100B06/010	605030	DME100B06/030	605037	1
10	DME100B10/010	605031	DME100B10/030	605038	1
16	DME100B16/010	605032	DME100B16/030	605039	1
20	DME100B20/010	605033	DME100B20/030	605040	1
25	DME100B25/010	605034	DME100B25/030	605041	1
32	DME100B32/010	605035	DME100B32/030	605042	1
40	DME100B40/010	605036	DME100B40/030	605043	1

Characteristic C
Unswitched neutral
1P+N

In (A)	10mA Cat. No.	10mA Ref. No.	30mA Cat. No.	30mA Ref. No.	Pack.
6	DME100C06/010	605044	DME100C06/030	605051	1
10	DME100C10/010	605045	DME100C10/030	605052	1
16	DME100C16/010	605046	DME100C16/030	605053	1
20	DME100C20/010	605047	DME100C20/030	605054	1
25	DME100C25/010	605048	DME100C25/030	605055	1
32	DME100C32/010	605049	DME100C32/030	605056	1
40	DME100C40/010	605050	DME100C40/030	605057	1

Series DMEA100 - Type A

Characteristic B
Unswitched neutral
1P+N

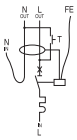

In (A)	10mA Cat. No.	10mA Ref. No.	30mA Cat. No.	30mA Ref. No.	Pack.
6	DMEA100B06/010	605150	DMEA100B06/030	605157	1
10	DMEA100B10/010	605151	DMEA100B10/030	605158	1
16	DMEA100B16/010	605152	DMEA100B16/030	605159	1
20	DMEA100B20/010	605153	DMEA100B20/030	605160	1
25	DMEA100B25/010	605154	DMEA100B25/030	605161	1
32	DMEA100B32/010	605155	DMEA100B32/030	605162	1
40	DMEA100B40/010	605156	DMEA100B40/030	605163	1

Characteristic C
Unswitched neutral
1P+N

In (A)	10mA Cat. No.	10mA Ref. No.	30mA Cat. No.	30mA Ref. No.	Pack.
6	DMEA100C06/010	605164	DMEA100C06/030	605171	1
10	DMEA100C10/010	605165	DMEA100C10/030	605172	1
16	DMEA100C16/010	605166	DMEA100C16/030	605173	1
20	DMEA100C20/010	605167	DMEA100C20/030	605174	1
25	DMEA100C25/010	605168	DMEA100C25/030	605175	1
32	DMEA100C32/010	605169	DMEA100C32/030	605176	1
40	DMEA100C40/010	605170	DMEA100C40/030	605177	1

(1) Please consult us for black neutral flying lead

GE YATRON 日騰
Authorized P.B / Distributor | Intelligence Makes The Dream Come True | WWW.YATRON.COM.CN

Add-on Residual Current Devices

Diff-o-Click



EN/IEC 61009-1

Type AC

Type A

Type S

Type Ai *on demand*

Type ASi *on demand*

Applications

Approval / Marking

KEMA KEUR CE

Add-on devices

Integrated auxiliary contact on demand.

Performance

Thermal setting In	(A)	32, 63
Residual current IΔn	(mA)	30, 100, 300, 500, 1000
Rated voltage AC Un	(V)	2P: 240/415 3P: 415 4P: 415
Minimum operating voltage U_{Bmin}	(V)	2P: 205 3P: 205 4P: 205
Mechanical/electrical endurance		20000/10000
Tropicalisation acc.to EN/IEC 60068-2/3 and DIN 40046		95%RH at 55°C
Terminal capacity flexible/rigid cable	(mm^2)	2P 32 & 63A: 25-35 3P 32 & 63A: 25-35 4P 2 mod. 32A: 16 4P 32 & 63A 4 mod.: 25-35
Poles		2, 3, 4
Nuisance tripping resistance		Type A, AC: 250A 8/20µs; 200A 0.5µs - 100kHz Type S: 3000A 8/20µs
Ambient temperature	(°C)	Type AC: -5 upto 55 Type A, S: -25 upto 55
Weight	(g)	2P: 250 3P: 320 4P: 340

Short-circuit capacity

Depends on the associated MCB

		MCB			
		G30	G45	G60	G100
Residual making and breaking capacity	IΔm	3000	4500	6000	7500
Short-circuit capacity	Icn	3000	4500	6000	10000

More technical data ● pg B.4
Dimensions ● pg B.31

Add-on RCD - Series Diff-o-Click - Type AC



		30 mA		100 mA		300 mA		500 mA		1000 mA		
	In (A)	Cat. No.	Ref. No.	Cat. No.	Ref. No.	Cat. No.	Ref. No.	Cat. No.	Ref. No.	Cat. No.	Ref. No.	Pack.
2P - 2 mod.	32	DOC 232/030	**607536**	DOC 232/100	**607537**	DOC 232/300	**607538**	DOC 232/500	**607539**	DOC 232/1000	**607540**	1
	63	DOC 263/030	**607542**	DOC 263/100	**607543**	DOC 263/300	**607544**	DOC 263/500	**607545**	DOC 263/1000	**607546**	1
3P - 2 mod. 4 mod.	32	DOC 332/030	**607620**	DOC 332/100	**607621**	DOC 332/300	**607622**	DOC 332/500	**607623**	DOC 332/1000	**607624**	1
	63	DOC 363/030	**607626**	DOC 363/100	**607627**	DOC 363/300	**607628**	DOC 363/500	**607629**	DOC 363/1000	**607630**	1
4P - 2 mod. 4 mod.	32	DOC 532/030	**607722**	DOC 532/100	**607723**	DOC 532/300	**607724**	DOC 532/500	**607725**	DOC 532/1000	**607726**	1
	32	DOC 432/030	**607728**	DOC 432/100	**607729**	DOC 432/300	**607730**	DOC 432/500	**607731**	DOC 432/1000	**607732**	1
	63	DOC 463/030	**607734**	DOC 463/100	**607735**	DOC 463/300	**607736**	DOC 463/500	**607737**	DOC 463/1000	**607738**	1

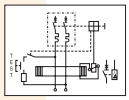

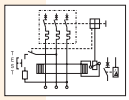

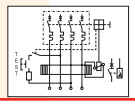

Note: 3P+N (unswitched) flying lead on request.

Add-on RCD - Series Diff-o-Click - Type A



		30 mA		100 mA		300 mA		500 mA		1000 mA		
	In (A)	Cat. No.	Ref. No.	Cat. No.	Ref. No.	Cat. No.	Ref. No.	Cat. No.	Ref. No.	Cat. No.	Ref. No.	Pack.
2P - 2 mod.	32	DOCA 232/030	**607500**	DOCA 232/100	**607501**	DOCA 232/300	**607502**	DOCA 232/500	**607503**	DOCA 232/1000	**607504**	1
	63	DOCA 263/030	**607506**	DOCA 263/100	**607507**	DOCA 263/300	**607508**	DOCA 263/500	**607509**	DOCA 263/1000	**607510**	1
3P - 2 mod. 4 mod.	32	DOCA 332/030	**607584**	DOCA 332/100	**607585**	DOCA 332/300	**607586**	DOCA 332/500	**607587**	DOCA 332/1000	**607588**	1
	63	DOCA 363/030	**607590**	DOCA 363/100	**607591**	DOCA 363/300	**607592**	DOCA 363/500	**607593**	DOCA 363/1000	**607594**	1
4P - 2 mod. 4 mod.	32	DOCA 532/030	**607668**	DOCA 532/100	**607670**	DOCA 532/300	**607669**	DOCA 532/500	**607671**	DOCA 532/1000	**607672**	1
	32	DOCA 432/030	**607674**	DOCA 432/100	**607675**	DOCA 432/300	**607676**	DOCA 432/500	**607677**	DOCA 432/1000	**607678**	1
	63	DOCA 463/030	**607680**	DOCA 463/100	**607681**	DOCA 463/300	**607682**	DOCA 463/500	**607683**	DOCA 463/1000	**607684**	1

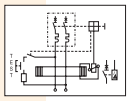

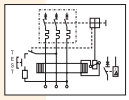

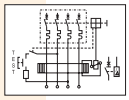

Add-on RCD - Series Diff-o-Click - Type S



			100 mA		300 mA		500 mA		1000 mA		
	In (A)		Cat. No.	Ref. No.	Cat. No.	Ref. No.	Cat. No.	Ref. No.	Cat. No.	Ref. No.	Pack.
2P - 2 mod.	32	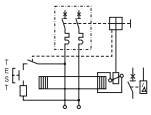	DOCS 232/100	**607513**	DOCS 232/300	**607514**	DOCS 232/500	**607515**	DOCS 232/1000	**607516**	1
	63		DOCS 263/100	**607519**	DOCS 263/300	**607520**	DOCS 263/500	**607521**	DOCS 263/1000	**607522**	1
3P - 2 mod. 4 mod.	32	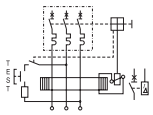	DOCS 332/100	**607597**	DOCS 332/300	**607598**	DOCS 332/500	**607599**	DOCS 332/1000	**607600**	1
	63		DOCS 363/100	**607603**	DOCS 363/300	**607604**	DOCS 363/500	**607605**	DOCS 363/1000	**607606**	1
4P - 2 mod. 4 mod.	32	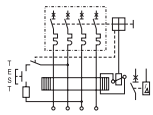	DOCS 532/100	**607687**	DOCS 532/300	**607688**	DOCS 532/500	**607689**	DOCS 532/1000	**607690**	1
	32		DOCS 432/100	**607693**	DOCS 432/300	**607694**	DOCS 432/500	**607695**	DOCS 432/1000	**607696**	1
	63		DOCS 463/100	**607699**	DOCS 463/300	**607700**	DOCS 463/500	**607701**	DOCS 463/1000	**607702**	1

GE YATRON 日騰
Authorized P.B / Distributor | Intelligence Makes The Dream Come True | WWW.YATRON.COM.CN

Residual Current Circuit Breakers

Series FPAUL — Recognized UL1053

EN/IEC 61008-1
Type A

Performances UL

Maximum voltage AC	(V)	240
Fault current withstand	(kA)	10
UL file		E248309

Performances EN/IEC

Thermal setting In	(A)	16, 25, 40, 63
Residual current IΔn	(mA)	10, 30, 100, 300, 500
Rated maximum voltage AC Un	(V)	2P: 240 4P: 240/415
Minimum operating voltage U_{Bmin}	(V)	2P: 117 4P: 205
Mechanical/electrical endurance		20000/10000
Tropicalisation acc.to EN/IEC 60068-2-28/2-30 and DIN 40046		95%RH at 55°C
Terminal capacity flexible/rigid cable	(mm^2)	35-50
Poles		2, 4
Nuisance tripping resistance	Type A:	250A 8/20µs; 3000A 8/20µs
Ambient temperature	(°C)	-25 upto 40
Weight	(g)	2P: 220 4P: 385

Short-circuit capacity

Acc. to EN/IEC 61008-1

Making and breaking capacity	Im = 500A
Residual making and breaking capacity	IΔ m ≥ 500A from 16 upto 40A IΔ m = 10In from 63 upto 100A
Short-circuit capacity	Inc = 10000A at 230/400V fuse 80A gG

Applications

Approval

with UL approval

Add-on devices

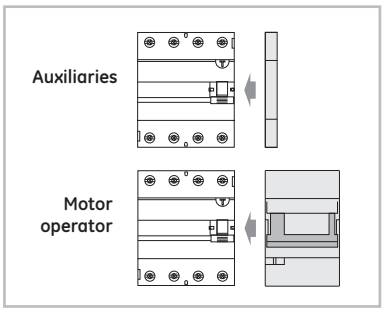

Dimensions ● pg B.31

Series FPAUL - Type A - 2P



In (A)	10*/30mA Cat. No.	10*/30mA Ref. No.	100mA Cat. No.	100mA Ref. No.	300mA Cat. No.	300mA Ref. No.	500mA Cat. No.	500mA Ref. No.	Pack.
16	FPAUL 216/010*	**608377**	-	-	-	-	-	-	
25	FPAUL 225/030	**608378**	FPAUL 225/100	**608379**	FPAUL 225/300	**608380**	FPAUL 225/500	**608381**	6
40	FPAUL 240/030	**608382**	FPAUL 240/100	**608383**	FPAUL 240/300	**608384**	FPAUL 240/500	**608385**	6
63	FPAUL 263/030	**608386**	FPAUL 263/100	**608387**	FPAUL 263/300	**608388**	FPAUL 263/500	**608401**	6

Series FPAUL - Type A - 4P



In (A)	30mA Cat. No.	30mA Ref. No.	100mA Cat. No.	100mA Ref. No.	300mA Cat. No.	300mA Ref. No.	500mA Cat. No.	500mA Ref. No.	Pack.
25	FPAUL 425/030	**608389**	FPAUL 425/100	**608390**	FPAUL 425/300	**608391**	FPAUL 425/500	**608392**	3
40	FPAUL 440/030	**608393**	FPAUL 440/100	**608394**	FPAUL 440/300	**608395**	FPAUL 440/500	**608396**	3
63	FPAUL 463/030	**608397**	FPAUL 463/100	**608398**	FPAUL 463/300	**608399**	FPAUL 463/500	**608400**	3

Residual Current Circuit Breakers with Overcurrent Protection

DPA100 — Recognized UL1053

EN 61009-1 | 10000 / 3

Type A

Performances UL

Rated/Maximum voltage AC	(V)	240 or 277
Fault current withstand		5kA (277V), 10kA (240V)
UL file		E248309

Performances EN/IEC

Thermal setting In	(A)	10 to 32
Residual current IΔn	(mA)	10, 30, 100, 300
Tripping characteristic		B-C
Rated voltage AC Un	(V)	240
Minimum operating voltage U_{Bmin}	(V)	195
Mechanical/electrical endurance		20000/10000
Tropicalisation acc. to EN/IEC 60068-2-28/2-30 and DIN 40046		95%RH at 55°C
Terminal capacity flexible/rigid cable	(mm^2)	Top terminal: 16-25 Bottom terminal: 25-35
Poles		1+N
Nuisance tripping resistance		250A 8/20µs; 200A 0.5µs - 100kHz
Ambient temperature	(°C)	-25 upto 40
Weight	(g)	250

Short-circuit capacity

Acc. to EN/IEC 61009-1	
Residual making and breaking capacity	I Δ m = 6000A
Short-circuit capacity	Icn = 5000/10000A at 230V
Selectivity class	3
Acc. to EN/IEC 60947-2	
Short-circuit capacity	Icu = 15000A at 230V

Applications

Approval

CEBEC | c UL us | with UL approval

Add-on devices

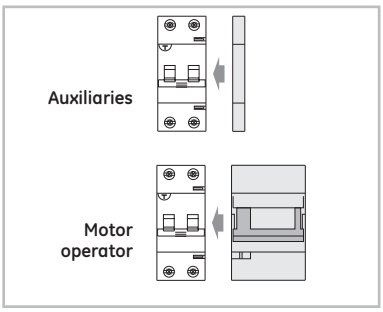

Dimensions pg B.32

DPA100 - 10000/3 Type A - characteristic B

1P+N

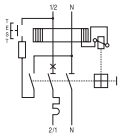

In (A)	10 mA Cat. No.	10 mA Ref. No.	30 mA Cat. No.	30 mA Ref. No.	Pack.
10	DPA100B10/010	**608706**	DPA100B10/030	**608712**	6
13	DPA100B13/010	**608707**	DPA100B13/030	**608713**	6
16	DPA100B16/010	**608708**	DPA100B16/030	**608714**	6
20	DPA100B20/010	**608709**	DPA100B20/030	**608715**	6
25	-	-	DPA100B25/030	**608716**	6
32	-	-	DPA100B32/030	**608717**	

DPA100 - 10000/3 Type A - characteristic C

1P+N

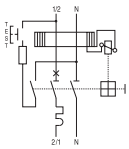

In (A)	10 mA Cat. No.	10 mA Ref. No.	30 mA Cat. No.	30 mA Ref. No.	Pack.
10	DPA100C10/010	**608757**	DPA100C10/030	**608763**	6
13	DPA100C13/010	**608758**	DPA100C13/030	**608764**	6
16	DPA100C16/010	**608759**	DPA100C16/030	**608765**	6
20	DPA100C20/010	**608760**	DPA100C20/030	**608766**	6
25	-	-	DPA100C25/030	**608767**	6
32	-	-	DPA100C32/030	**608768**	6

GE YATRON 日騰
Authorized P.B / Distributor | Intelligence Makes The Dream Come True | WWW.YATRON.COM.CN

Residual Current Circuit Breakers

Series FPP

Screwless connection

EN/IEC 61008-1

Type A

Type S S

Performances

Thermal setting In	(A)	25, 40, 63
Residual current IΔn	(mA)	30, 100, 300
Rated voltage AC Un	(V)	2P: 240 4P: 415
Minimum operating voltage U_{Bmin}	(V)	2P: 117 4P: 205
Mechanical/electrical endurance		20000/10000
Tropicalisation acc.to EN/IEC 60068-2-28/2-30 and DIN 40046		95%RH at 55°C
Terminal capacity flexible/rigid cable	(mm^2)	35-50
Poles		2 4
Nuisance tripping resistance		Type A Type S
Ambient temperature	(°C)	-25 ... +50
Weight	(g)	2P: 248 4P: 364

Applications

Approvals / Marking

Short-circuit capacity

Acc. EN/IEC 61008-1

Making and breaking capacity	Im = 500A
Residual making and breaking capacity	IΔm ≥ 500A from 16 upto 40A IΔm = 10In from 63 upto 100A
Short-circuit capacity	Inc = 10000A at 240/415V fuse 80A gG

Add-on devices

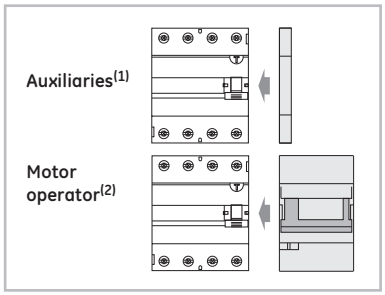

(1) Series CA - Tele L - Tele U - PBS
(2) Only at right side end of the extreme pin busbar

Series FPP - Type A

Plug-in

	In (A)	30 mA Cat. No.	30 mA Ref. No.	100 mA Cat. No.	100 mA Ref. No.	300 mA Cat. No.	300 mA Ref. No.	Pack.
2P	25	FPPA225/030	**678359**	FPPA225/100	**678365**	FPPA225/300	**678371**	6
	40	FPPA240/030	**678360**	FPPA240/100	**678366**	FPPA240/300	**678372**	6
	63	FPPA263/030	**678361**	FPPA263/100	**678367**	FPPA263/300	**678373**	6
4P	25	FPPA425/030	**678362**	FPPA425/100	**678368**	FPPA425/300	**678374**	3
	40	FPPA440/030	**678363**	FPPA440/100	**678369**	FPPA440/300	**678375**	3
	63	FPPA463/030	**678364**	FPPA463/100	**678370**	FPPA463/300	**678376**	3

Series FPP - Type S S

	In (A)	30 mA Cat. No.	30 mA Ref. No.	100 mA Cat. No.	100 mA Ref. No.	300 mA Cat. No.	300 mA Ref. No.	Pack.
2P	40					FPPS240/300	**678377**	6
	63					FPPS263/300	**678378**	6
4P	40					FPPS440/300	**678379**	3
	63					FPPS463/300	**678380**	3

New

Terminal capacity

Top terminals

		Ratings 25A, 40A and 63A: Cage terminals
Rigid cable (min/max)	mm²	1.5/50
Flexible cable (min/max)	mm²	1.5/35
Recommended torque	Nm	2.5
Maximum torque	Nm	5

Bottom terminals

		Ratings 25A, 40A and 63A: Cage terminals (1)	Ratings 25A, 40A and 63A: Flat plug-in terminals (2)
Rigid cable (min/max)	mm²	1/25	To insert GE pin busbars. or other brands under following dimensions: Lenght = 11.5 ± 0.2mm Width= 4 ± 0.2 mm Thickness = 1.5 ± 0.05 mm Corners min. radius = 0.3 mm
Flexible cable (min/max)	mm²	0.75/16	
Recommended torque	Nm	2.5	
Maximum torque	Nm	4.5	

Pin busbar specifications

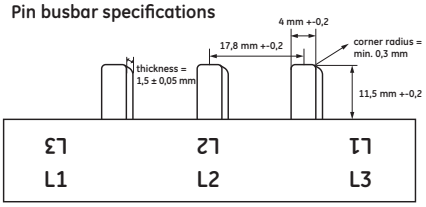

(1) Bottom terminals provide a cage terminal to connect also cables to feed other rows /devices limited to rated current of the device.
(2) Plug-in window terminals are only foreseen for pin busbars providing the incoming to several devices from the bottom side.
Not intended for any other conductor with or without cable lugs or cable connectors.

How to mount the busbar into devices

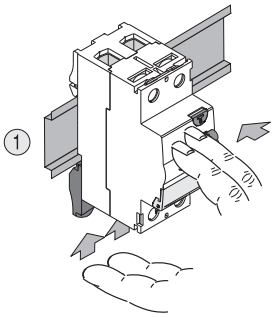

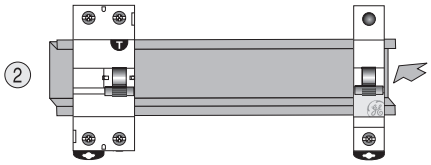

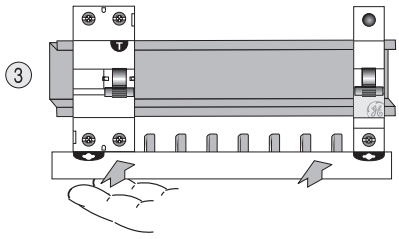

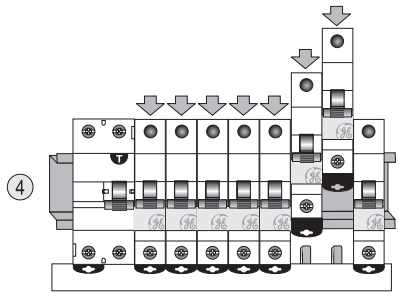

1. Mount first 2, 3 or 4 poles devices on the DIN-rail at the extreme left side of the row.
2. Mount one device at the extreme right side on the DIN-rail.
3. Fit the pin busbar on both devices.
4. Then, mount one by one the rest of poles pulling down the grey clip previously, inserting the pin bars inside the devices and then closing the clip of every device.

Easy to dismount from DIN rail

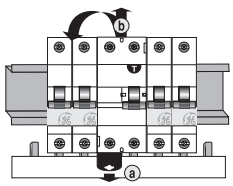

New

GE YATRON 日騰
Authorized P.B / Distributor | Intelligence Makes The Dream Come True | WWW.YATRON.COM.CN

TeleREC reconnectir

Ensures power continuity in critical

The TeleREC relay automatically recloses the RCCB after an earth leakage or a manual disconnect. The relay will attempt to re-close 6 times with different time intervals between re-close attempts. After 6 unsuccessful attempts the TeleREC is locked.

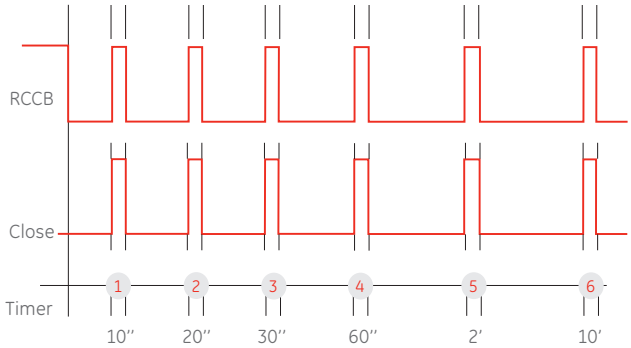



TeleREC BASIC

Commercial, Banks, Office buildings, Hospitals	Farms, Public lighting, Traffic lighting



Easy connection

The RCCB toggle slides easily into the toggle actuator of the relay.

Redline

Auxiliary contact

TeleREC is equipped with an auxiliary contact (LI) to operate the re-closing system from a push-button.

Status indicator

The yellow lever clearly indicates the status of the TeleREC.
In position 1 the relay is ready to work, in position 0 the relay is blocked both electrically and mechanically.

Part of the family

For each series of RCCB's and Redline a specific TeleREC reconnector is available.

New

GE YATRON 日腾
Authorized P.B / Distributor | Intelligence Makes The Dream Come True | WWW.YATRON.COM.CN

ng system for RCCB's

applications

Full awareness

The relay is also equipped with a volt free output to indicate the status of the protection (connected/ disconnected).



Stable and secure

Strong clips to ensure a stable connection between the RCCB and the TeleREC relay.

One fits all

Both 2 modules and 4 modules RCCB's can be connected to the reconnection relay TeleREC.

New

Complete range of reconnection relays

TeleREC BASIC
For the residential/ commercial markets

TeleREC BASIC Ai
Power maintenance and reliability in one device

TeleREC PLUS
For the commercial/ industrial markets

TeleREC SOLAR
Specially designed for photovoltaic applications

New

For the residential/commercial market

Series TeleREC BASIC - Type AC

	In (A)	30 mA Cat. No.	Ref. No.	Pack.
2P Type AC	40	Tele REC BASIC 240/030	676949	1
	63	Tele REC BASIC 263/030	677118	1
4P Type AC	40	Tele REC BASIC 440/030	676951	1
	63	Tele REC BASIC 463/030	677119	1



	In (A)	300 mA Cat. No.	Ref. No.	Pack.
2P Type AC	40	Tele REC BASIC 240/300	676950	1
	63	Tele REC BASIC 263/300	677120	1
4P Type AC	40	Tele REC BASIC 440/300	676952	1
	63	Tele REC BASIC 463/300	677121	1

Series TeleREC BASIC - Type A



	In (A)	30 mA Cat. No.	Ref. No.	Pack.
2P Type A	40	Tele REC BASIC A 240/030	677122	1
	63	Tele REC BASIC A 263/030	677123	1
4P Type A	40	Tele REC BASIC A 440/030	677124	1
	63	Tele REC BASIC A 463/030	677125	1

	In (A)	300 mA Cat. No.	Ref. No.	Pack.
2P Type A	40	Tele REC BASIC A 240/300	677126	1
	63	Tele REC BASIC A 263/300	677127	1
4P Type A	40	Tele REC BASIC A 440/300	677128	1
	63	Tele REC BASIC A 463/300	677129	1

Power maintenance and reliability in one device

Series TeleREC BASIC - Type Ai

	In (A)	30 mA Cat. No.	Ref. No.	Pack.
2P Type Ai	40	Tele REC BASIC Ai 240/030	677130	1
	63	Tele REC BASIC Ai 263/030	677131	1

Electrical diagram

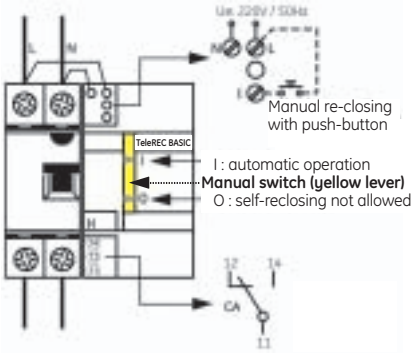

The complete solution in **only one device:**

- Total protection against person's indirect contacts.
- Safe reconnection of RCCB after trip by transitory earth leakage.
- Maintenance of power against trips provoked by high frequency earth leakages.
- Maintenance of power against shock waves up to 3000 A.

New

GE YATRON 日騰
Authorized P.B / Distributor | Intelligence Makes The Dream Come True | WWW.YATRON.COM.CN

For the commercial/industrial market

Series TeleREC PLUS

Reconnection relay	In (A)	Reconnection relay Cat. No.	Ref. No.	Pack.
	-	Tele REC PLUS Motor	677132	1

The reconnection relay TeleREC PLUS can be easily coupled to any RCCB:

Series BP/BD - Type AC

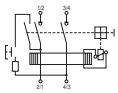

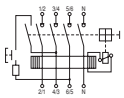

	In (A)	10*/30mA Cat. No.	Ref. No.	100mA Cat. No.	Ref. No.	300mA Cat. No.	Ref. No.	500mA Cat. No.	Ref. No.	1000mA Cat. No.	Ref. No.	Pack.
2P Type AC	16	BPC216/010*	606131	-	-	-	-	-	-	-	-	6
	25	BDC225/030	607125	BPC225/100	606140	BDC225/300	607127	BPC225/500	606153	BPC225/1000	606158	6
	40	BDC240/030	607126	BPC240/100	606141	BDC240/300	607128	BPC240/500	606154	BPC240/1000	606159	6
	63	BPC263/030	606134	BPC263/100	606142	BPC263/300	606150	BPC263/500	606155	BPC263/1000	606160	6
	80	BPC280/030	606135	BPC280/100	606143	BPC280/300	606151	BPC280/500	606156	BPC280/1000	606161	6
	100	BPC2100/030	606136	BPC2100/100	606144	BPC2100/300	606152	BPC2100/500	606157	BPC2100/1000	606162	6
4P Type AC	25	BPC425/030	606208	BPC425/100	606216	BPC425/300	606224	BPC425/500	606229	BPC425/1000	606234	3
	40	BPC440/030	606209	BPC440/100	606217	BPC440/300	606225	BPC440/500	606230	BPC440/1000	606235	3
	63	BPC463/030	606210	BPC463/100	606218	BPC463/300	606226	BPC463/500	606231	BPC463/1000	606236	3
	80	BPC480/030	606211	BPC480/100	606219	BPC480/300	606227	BPC480/500	606232	BPC480/1000	606237	3
	100	BPC4100/030	606212	BPC4100/100	606220	BPC4100/300	606228	BPC4100/500	606233	BPC4100/1000	606238	3

Series BP - Type A



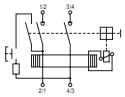

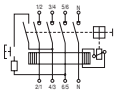

	In (A)	10*/30mA Cat. No.	Ref. No.	100mA Cat. No.	Ref. No.	300mA Cat. No.	Ref. No.	500mA Cat. No.	Ref. No.	1000mA Cat. No.	Ref. No.	Pack.
2P Type A	16	BPA216/010*	606085	-	-	-	-	-	-	-	-	6
	25	BPA225/030	606086	BPA225/100	606091	BPA225/300	606101	BPA225/500	606111	BPA225/1000	606121	6
	40	BPA240/030	606087	BPA240/100	606092	BPA240/300	606102	BPA240/500	606112	BPA240/1000	606122	6
	63	BPA263/030	606088	BPA263/100	606093	BPA263/300	606103	BPA263/500	606113	BPA263/1000	606123	6
	80	BPA280/030	606089	BPA280/100	606094	BPA280/300	606104	BPA280/500	606114	BPA280/1000	606124	6
	100	BPA2100/030	606090	BPA2100/100	606095	BPA2100/300	606105	BPA2100/500	606115	BPA2100/1000	606125	6
4P Type A	25	BPA425/030	606163	BPA425/100	606168	BPA425/300	606178	BPA425/500	606188	BPA425/100	606198	3
	40	BPA440/030	606164	BPA440/100	606169	BPA440/300	606179	BPA440/500	606189	BPA440/1000	606199	3
	63	BPA463/030	606165	BPA463/100	606170	BPA463/300	606180	BPA463/500	606190	BPA463/1000	606200	3
	80	BPA480/030	606166	BPA480/100	606171	BPA480/300	606181	BPA480/500	606191	BPA480/1000	606201	3
	100	BPA4100/030	606167	BPA4100/100	606172	BPA4100/300	606182	BPA4100/500	606192	BPA4100/1000	606202	3

Series BP - Type S

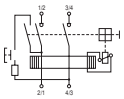

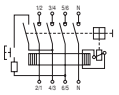

	In (A)	100mA Cat. No.	Ref. No.	300mA Cat. No.	Ref. No.	500mA Cat. No.	Ref. No.	1000mA Cat. No.	Ref. No.	Pack.
2P Type S	25	BPS225/100	606096	BPS225/300	606106	BPS225/500	606116	BPS225/1000	606126	6
	40	BPS240/100	606097	BPS240/300	606107	BPS240/500	606117	BPS240/1000	606127	6
	63	BPS263/100	606098	BPS263/300	606108	BPS263/500	606118	BPS263/1000	606128	6
	80	BPS280/100	606099	BPS280/300	606109	BPS280/500	606119	BPS280/1000	606129	6
	100	BPS2100/100	606100	BPS2100/300	606110	BPS2100/500	606120	BPS2100/1000	606130	6
4P Type S	25	BPS425/100	606173	BPS425/300	606183	BPS425/500	606193	BPS425/1000	606203	3
	40	BPS440/100	606174	BPS440/300	606184	BPS440/500	606194	BPS440/1000	606204	3
	63	BPS463/100	606175	BPS463/300	606185	BPS463/500	606195	BPS463/1000	606205	3
	80	BPS480/100	606176	BPS480/300	606186	BPS480/500	606196	BPS480/1000	606206	3
	100	BPS4100/100	606177	BPS4100/300	606187	BPS4100/500	606197	BPS4100/1000	606207	3

New

Series BP - Type Ai Series BP - Type Si



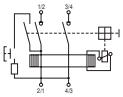

		30mA		300mA		300mA		
	In (A)	Cat. No.	Ref. No.	Cat. No.	Ref. No.	Cat. No.	Ref. No.	Pack.
2P Type S	25	BPAi225/030	**606331**	BPAi225/300	**606347**	BPSi225/300	**606337**	6
	40	BPAi240/030	**606332**	BPAi240/300	**606348**	BPSi240/300	**606338**	6
	63	BPAi263/030	**606333**	BPAi263/300	**606349**	BPSi263/300	**606339**	6
	80	-	-	-	-	BPSi280/300	**606340**	6
	100	-	-	-	-	BPSi2100/300	**606341**	6

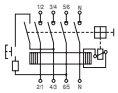

4P Type S	25	BPAi425/030	**606334**	BPAi425/300	**606350**	BPSi425/300	**606342**	3
	40	BPAi440/030	**606335**	BPAi440/300	**606351**	BPSi440/300	**606343**	3
	63	BPAi463/030	**606336**	BPAi463/300	**606352**	BPSi463/300	**606344**	3
	80	-	-	-	-	BPSi480/300	**606345**	3
	100	-	-	-	-	BPSi4100/300	**606346**	3

Electrical diagram

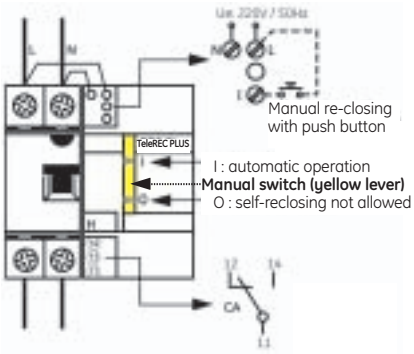



New

GE YATRON 日騰
Authorized P.B / Distributor | Intelligence Makes The Dream Come True | WWW.YATRON.COM.CN

Mounting instructions TeleREC PLUS

1.

Place the reconnection relay on a flat surface and lock relay in OFF position using the yellow sliding lever.

2.

Install the toggle actuator in the relay.



3.

Ensure RCCB is OFF. Align relay and RCCB. Check the make and model of RCCB.
NOTE: The motorized reconnecting system is only adequate for use with RCCB's of the following series : Series BP, BD.
Do not use for reconnecting circuit breakers with overload and/or short-circuit protection. It may result in damage to the breaker or the installation!

4.



Approach devices ensuring the RCCB toggle slides into the toggle actuator.

5.



Press devices together until fixing clips "click" in place.

6.

Inspect both clips to ensure correct fixation.

New

Especially designed for photovoltaic applications

Series TeleREC SOLAR

Reconnection relay	In (A)	Reconnection relay Cat. No.	Reconnection relay Ref. No.	Pack.
	-	Tele REC SOLAR Motor	**677133**	1

The reconnection relay TeleREC SOLAR can be easily coupled to MCB's series EP100 UC:

Series EP100 UC - 10kA - characteristic B-C

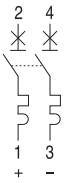

In (A)	B Cat. No.	B Ref. No.	C Cat. No.	C Ref. No.	Pack.
6	EP102UCB06	**673342**	EP102UCC06	**673322**	6
10	EP102UCB10	**673343**	EP102UCC10	**673324**	6
16	EP102UCB16	**673344**	EP102UCC16	**673326**	6
20	EP102UCB20	**673345**	EP121UCC20	**673327**	6
25	EP102UCB25	**673346**	EP102UCC25	**673328**	6
32	EP102UCB32	**673347**	EP102UCC32	**673329**	6
40	EP102UCB40	**673348**	EP102UCC40	**673330**	6
50	EP102UCB50	**673349**	EP102UCC50	**673331**	6
63	EP102UCB63	**673350**	EP102UCC63	**673332**	6

Electrical diagram

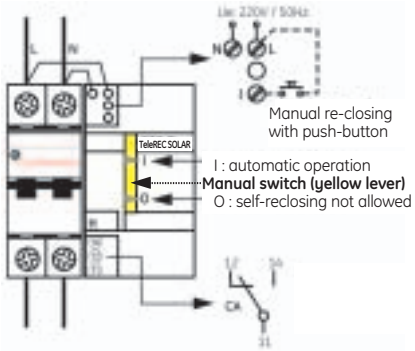

Only valid for photovoltaic application with MCB's Series EP102UC until 440Vdc (Icc<2In).
The TeleREC SOLAR voltage is 230Vac.



New

GE YATRON 日騰
Authorized P.B / Distributor | Intelligence Makes The Dream Come True | WWW.YATRON.COM.CN

Mounting instructions TeleREC SOLAR

1.



Place the reconnection relay on a flat surface and lock relay in OFF position using the yellow sliding lever.

2.

Install the toggle actuator in the relay.



3.

Ensure that the MCB EP 102UC is OFF. Align relay and MCB. Check the make and model of MCB.
NOTE: The motorized reconnecting system is only adequate for use with MCB'S EP 102UC. Do not use for reconnecting circuit breakers with overload and/or short-circuit protection. It may result in damage to the breaker or the installation!

4.

Approach devices ensuring the MCB toggle slides into the toggle actuator.

5.

Press devices together until fixing clips "click" in place.

6.

New

Dimensional drawings

RCCB's - Series BP/BD and FPAUL

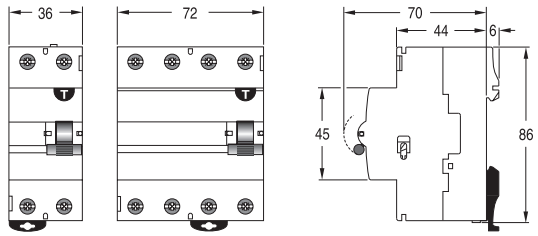

RCCB's - Series FPP - Fixwell™

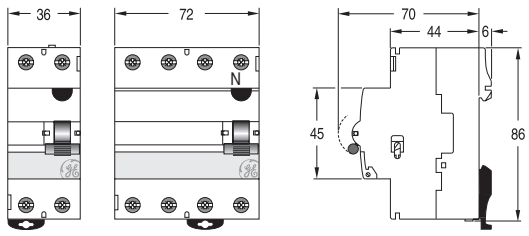

Add-on RCCB - Series Diff-o-Click

2P 32A
2P 63A

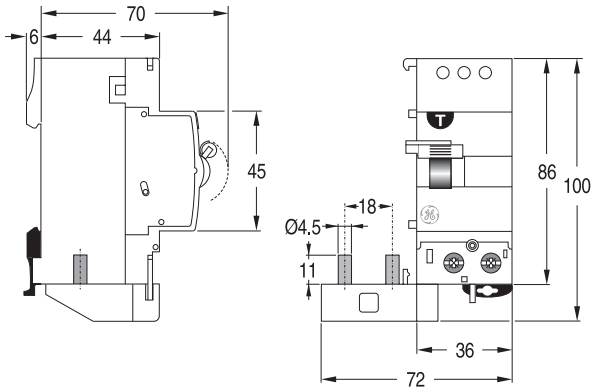

3P 32A

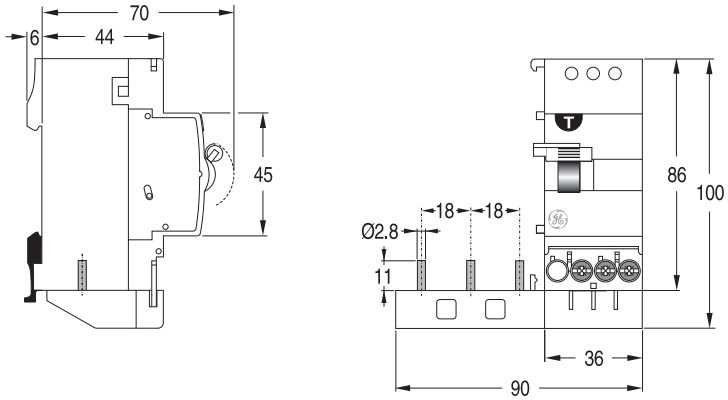

4P 32A

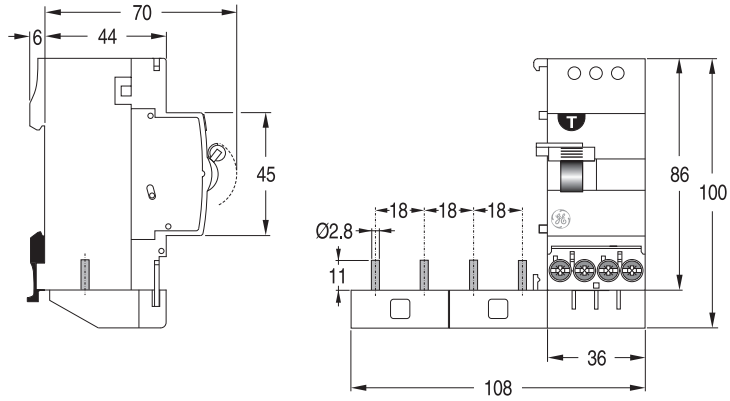

GE YATRON 日騰
Authorized P.B / Distributor | Intelligence Makes The Dream Come True | WWW.YATRON.COM.CN

Dimensional drawings

Add-on RCCB - Series Diff-o-Click (continued)

3P 63A

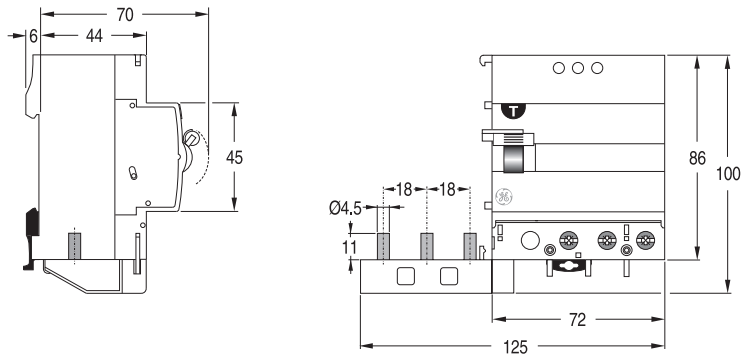

4P 63A

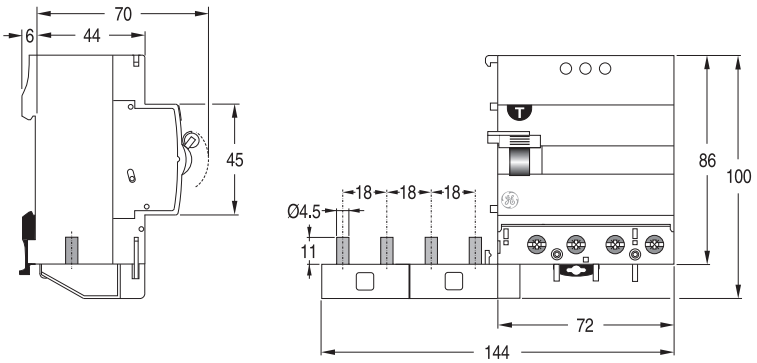

RCBO's - Series DM and DPA100

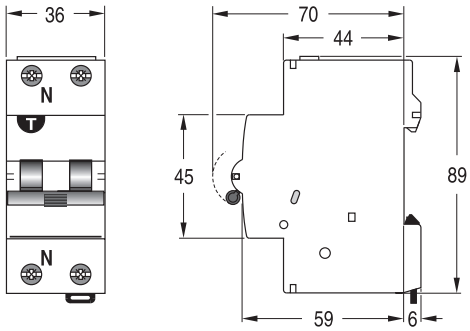

RCBO's - Series DME

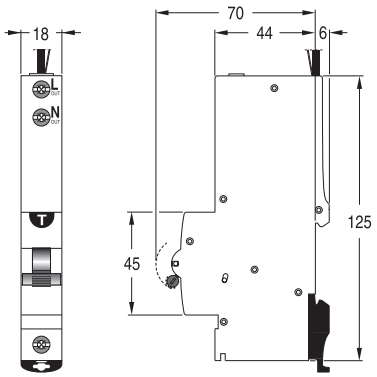

Compact e-RCBO - Series DMCE & DICE

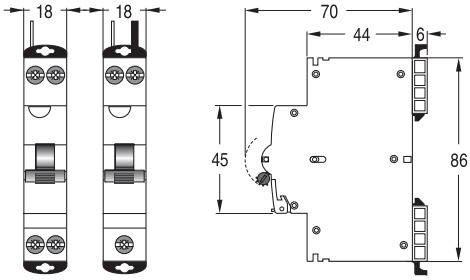

TeleREC - Reconnection relay

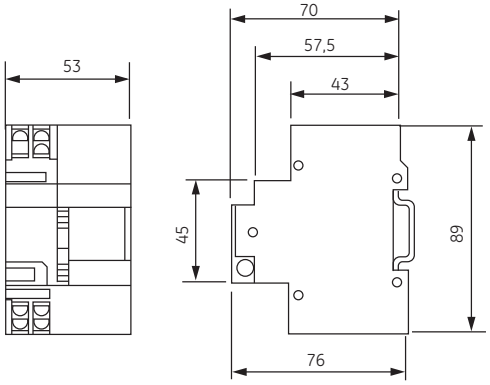

C.2 Selection table
C.3 Coupling combinations
C.4 Auxiliary - **Series CA**
C.5 Auxiliary - **Series CB**

New **Unibis™**
C.6 Interface - **Series CA**

C.7 Motor operator - **Tele MP**
C.8 Shunt trip - **Tele L**
C.8 Undervoltage release - **Tele U**
C.8 Panel board switch - **PBS**
C.10 Auxiliary contacts - **Series CBT**
C.11 Shunt trip - **Series Tele LT**
C.12 Dimensional drawings

GE YATRON 日騰
Authorized P.B / Distributor | Intelligence Makes The Dream Come True | WWW.YATRON.COM.CN

Add-on devices for MCB's and RCD's

Common add-on devices suitable for all MCB's and RCD's

Function			Type
H	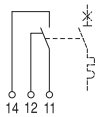	**Auxiliary Contact H** For monitoring the status of the protection device (Open/Closed) independently, if it has been actuated manually or automatically.	CA
S	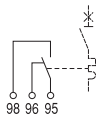	**Signal or Auxiliary Contact S/H** For signalling the automatic tripping of the protection devices: Overload or short-circuit for MCB's Earth leakage tripping for RCD's	CA
S/H+H	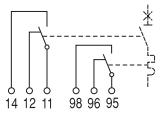	**Signal or Auxiliary Contact S/H + Auxiliary Contact H** Two change-over contacts that include both functions as described above (S/H+H)	CB
PBS	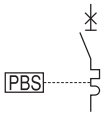	**Panel Board Switch** For opening the main device when the panel frame is removed	PBS
TL	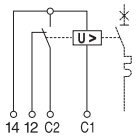	**Shunt Trip (Distance tripping by emission)** For opening the device when it is fed locally or remotely	Tele L
TU	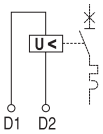	**Undervoltage Release** For opening the device when the voltage goes lower than a certain value	Tele U
TM	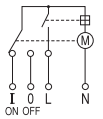	**Motor Operator** Allows to switch on/off the devices from a distance	Tele MP

Coupling of add-on devices on MCB's, RCCB's and modular switches

Cat. No.	Description	Function	EPC	G30	G45	G60	G100	GT10	GT25	EP100UC EP100T EPP100	BP	DM	Series G + Diff-o-Click	ASTER
CA H	Auxiliary contact	H	-	L-R	L-R	L-R	L-R	L-R	L-R	L-R	R	R	L	L-R
CA S/H	Signal or auxiliary contact	S/H	-	L-R	L-R	L-R	L-R	L-R	L-R	L-R	R	R	L	L-R
CA S/H-G	Signal or auxiliary contact, gold contact	S/H	-	L-R	L-R	L-R	L-R	L-R	L-R	L-R	R	R	L	L-R
CA UN H	Auxiliary contact	H	L-R(1)	-	-	-	-	-	-	-	-	-	-	-
CA UN S/H	Signal or auxiliary contact	S/H	L-R(1)	-	-	-	-	-	-	-	-	-	-	-
CB SH/HH-R	Signal or auxiliary + auxiliary contact	S/H+H	-	R	R	R	R	R	R	R	R	R	-	-
CB SH/HH-L	Signal or auxiliary + auxiliary contact	S/H+H	-	L	L	L	L	L	L	L	-	-	L	-
PBS	Panel board switch	PBS	L-R	L-R	L-R	L-R	L-R	L-R	L-R	L-R	-	-	L-R	-
Tele L	Shunt trip	TL	L-R	L-R	L-R	L-R	L-R	L-R	L-R	L-R	R	R	L	-
Tele U	Undervoltage release	TU	L-R	L-R	L-R	L-R	L-R	L-R	L-R	L-R	R	R	L	-
Tele MP	Motor operator	TM	L-R	L-R	L-R	L-R	L-R	L-R	L-R	L-R	R	R	L	-

(1) Except 3P Unibis™ that only accept CA UN on the **left** side

L = Coupling on the left

R = Coupling on the right

For detailed information, see website

Miniature Circuit Breakers
Series G/EP
Series EPC(2)

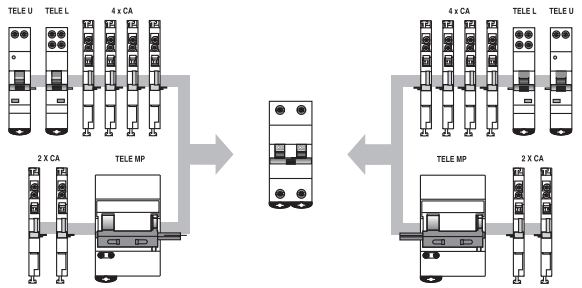

(2) The first auxiliary contact on MCB should always be CA UN

Residual Current Circuit Breakers (RCCB)
Series BP

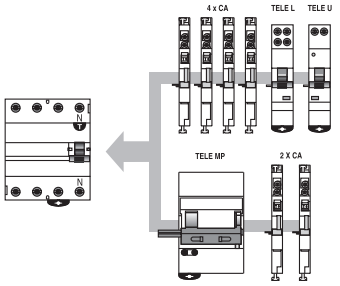

Residual Current Circuit Breakers (RCBO)
with Overcurrent Protection
Series DM

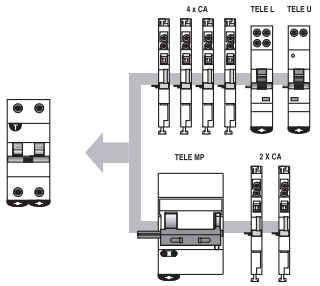

Miniature Circuit Breakers
Series G
+ Diff-o-Click

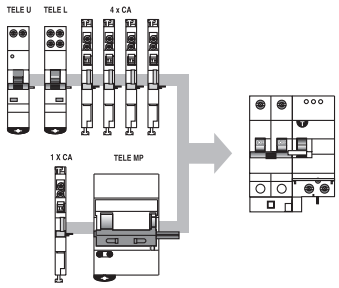

Modular switches
Aster

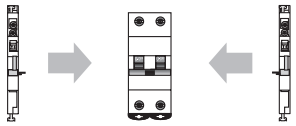

GE YATRON 日騰
Authorized P.B / Distributor | Intelligence Makes The Dream Come True | WWW.YATRON.COM.CN

Auxiliary

Series CA — EN/IEC 62019

- Common for all modular protection devices: MCB's and RCBO's up to 63 A, RCCB's up to 100A and mains disconnect switches type ASTER (ASTM).
- Can be coupled on both sides of MCB's and modular switches type ASTM.
- Version with golden contacts, available for low current as well as low voltage applications.
- Stack-on left and right up to 4 CA units.
- Permits the pass-through of busbars, pin & fork, top and bottom, just changing the position of the base of the auxiliaries.

Applications

Approvals

Performance

Change-over contacts		1
Rated current In	(A)	5
Rated voltage AC Un	(V)	240
Electrical endurance		10000
Terminal capacity flexible/rigid cable	(mm^2)	2.5
Weight	(g)	70

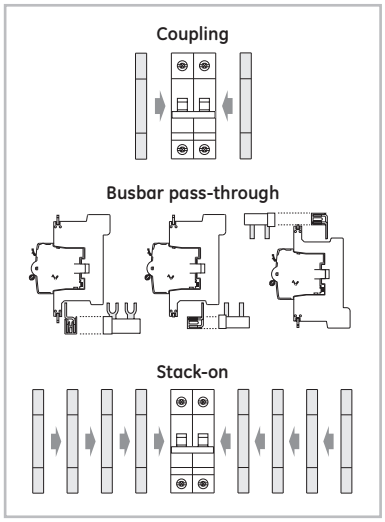

Utilisation

The auxiliary contacts are units to be added on to protection devices. They allow information to be monitored from a distance about the protection devices.

Auxiliary contact CA H (function H)

Provides the status of the protection device, OPEN/CLOSED.

Signal or auxiliary contact CA S/H, CA S/H G (function S/H)

This auxiliary can act as an auxiliary contact (function H) or as a signal contact (function S).

The user can change the function at the moment of installation.

Used as signal contact (function S) it provides the information about the automatic tripping of the protection devices: overload or short-circuit for MCB's, earth leakage tripping for RCD's.

- The device has a test button on the front to simulate the function (acting as a function H or S)
- Reset button for the contacts (function S)
- Tripping signal on the front (function S)

Series CA

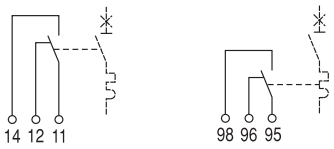

H S

1/2 mod.

Function	Cat. No.	Ref. No.	Pack.	
H	CA H	672567	40	
S/H	CA S/H	672568	40	
S/H	CA S/H G	672569	40	golden contacts

More technical data ● website
Dimensions ● pg C.12



Auxiliary

Series CB — EN/IEC 62019

- Common for all modular protection devices: MCB's and RCBO's up to 63 A, RCCB's up to 100A and mains disconnect switches type ASTER (ASTM).
- Can be coupled on both sides of MCB's and modular switches type ASTM.
- Common for all modular protection devices: MCB's and RCBO's up to 63 A, RCCB's up to 100A.
- Can be coupled on both sides of MCB's and modular switches type ASTM.
- This device has 2 change-over contacts, the upper one with changeable function (S/H).
- Two versions: CB SH/HH-R to be coupled on the right side of the protection devices, CBSH/HH-L when assembled on the left side
- No stack-on possibilities (only 1 auxiliary)
- No busbar pass-through facilities

Applications

Approvals

Performance

Change-over contacts		2
Rated current In	(A)	5
Rated voltage AC Un	(V)	240
Electrical endurance		10000
Terminal capacity flexible/rigid cable	(mm^2)	2.5
Weight	(g)	80

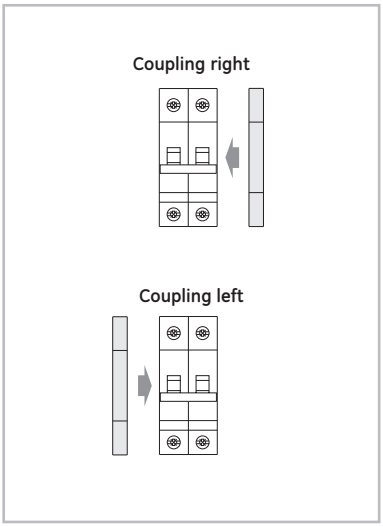

Utilisation

Bottom auxiliary contact (function H)
Provides the status of the protection device, OPEN/CLOSED.
Top signal or auxiliary contact (function S/H).
This auxiliary can act as an auxiliary contact (function H) or as a signal contact (function S)
The user can make the change of the function at the moment of installation.
Used as signal contact (function S) it provides information about automatic tripping of the protection devices: overload or short-circuit for MCB's, earth leakage tripping for RCD's.

- The device has a test button on the front to simulate the function (acting as a function H or S)
- Reset button for the contacts (function S)
- Tripping signal on the front (function S)

Series CB

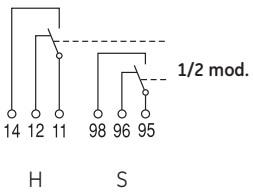

Function	Cat. No	Ref. No.	Pack.
SH/HH	CB SH/HH-R(1)	**672570**	40
SH/HH	CB SH/HH-L(2)	**672571**	40

(1) R= coupling on the right (2) L= coupling on the left

More technical data website
Dimensions pg C.12

GE YATRON 日騰
Authorized P.B / Distributor | Intelligence Makes The Dream Come True | WWW.YATRON.COM.CN

Auxiliary

Series CA - Unibis™ Interface EN/IEC 62019

- Common for all modular protection devices: MCB's and RCBO's up to 63 A, RCCB's up to 100A and mains disconnect switches type ASTER (ASTM).
- Can be coupled on both sides of MCB's(1) and modular switches type ASTM.
- Version with golden contacts, available for low current as well as low voltage applications.
- Stack-on left or right up to 4 CA units.
- Permits the pass-through of busbars, pin & fork, top and bottom, just changing the position of the base of the auxiliaries.

Performances

Change-over contacts		1
Rated current In	(A)	5
Rated voltage AC Un	(V)	240
Electrical endurance		10000
Terminal capacity flexible/rigid cable	(mm²)	2.5
Weight	(g)	70

Application

The auxiliary contact Unibis™ has a double function:
1. The standard function as auxiliary monitoring contact for which it has been developed.
2. The interface function, which allows the use of all auxiliaries in combination with the Unibis™ MCB range.
Example: to couple the undervoltage release Tele U to a Unibis™ MCB, the CA 672972 has to be added in between the MCB and the Tele U as interface.

The auxiliary contacts are units to be added on to protection devices. They allow information to be monitored from a distance about the protection devices.

Auxiliary contact CA H (function H)
Provides the status of the protection device, OPEN/CLOSED.
Signal or auxiliary contact CA S/H, CA S/H G (function S/H)
This auxiliary can act as an auxiliary contact (function H) or as a signal contact (function S).
The user can change the function at the moment of installation.
Used as signal contact (function S) it provides the information about the automatic tripping of the protection devices: overload or short-circuit for MCB's, earth leakage tripping for RCD's.
- The device has a test button on the front to simulate the function (acting as a function H or S)
- Reset button for the contacts (function S)
- Tripping signal on the front (function S)

Applications

Approvals / Marking

Add-on devices

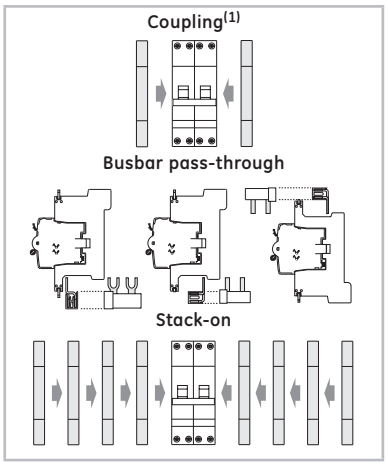

(1) 3P Unibis™ MCB'S accept CA only on the **left** side
(2) Only first auxiliary contact on MCB must be CA UN type as interface, than every extension can be stack-on mounted

Series CA - Unibis™ Interface

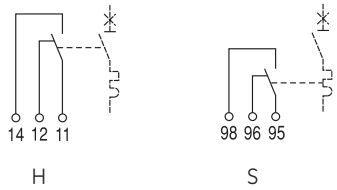

1/2 mod.

Function	Cat. No	Ref. No.	Pack.	
H	CA UN H	**672972**	1/40	
S/H	CA UN S/H	**672973**	1/40	
S/H	CA UN S/H G	**672974**	1/40	golden contacts

New

More technical data ● website
Dimensions ● pg C.12

Motor Operator

Tele MP

- Common device for all modular protection devices.
- Can be coupled on both sides of MCB's and modular switches, on the right hand side of RCCB's and RCBO's.
- Stack-on left and right sides up to 4 modules. One of them can be coupled between the main device and the motor operator.
- Can be locked in off position with a lock.
- Manual operating is possible.

The Tele MP allows to remotely open or close any MCB, RCCB, RCBO or modular switch by means of a push-button or any other automatic management processor (PLC..).

In case of mounting a Tele MP and a Undervoltage Tele U togheter: when the Tele U trips, a manual reset of the Tele U is locally needed due to safety reasons.

Applications

Standard

EN/IEC 60947-2

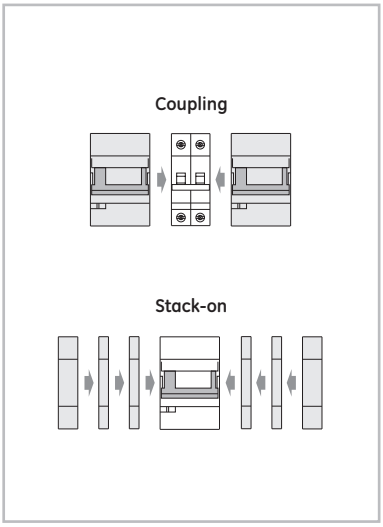

Performance

Rated voltage AC Un	(V)	240
Minimum voltage	(V)	200
Impulse to switch on	(ms)	50
Impulse to switch off	(ms)	50
Closing time	(s)	0.5
Opening time	(s)	0.2
Electrical endurance		10000
Terminal capacity flexible/rigid cable	(mm^2)	2.5
Weight	(g)	380

Tele MP - Motor operator

	Voltage	Cat. No.	Ref. No.	Pack.
3 mod.	AC 230V	**TELE MP**	**672580**	1

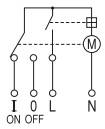

Application example

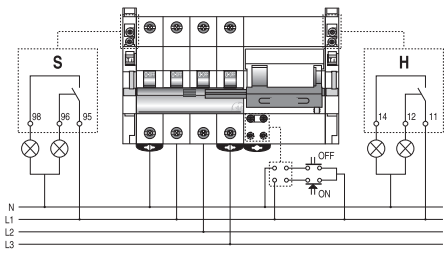

More technical data website
Dimensions pg C.12

GE YATRON 日騰
Authorized P.B / Distributor | Intelligence Makes The Dream Come True | WWW.YATRON.COM.CN

Shunt trip, Undervoltage release, Panel board switch

- Common device for all modular protection devices.
- Can be coupled on both sides of MCB's, on the right side of RCCB's and RCBO's.
- Permit the pass-through of busbars, pin & fork, at top or bottom terminals.
- Stack-on left and right side up to 4 modules.

Applications

Approvals

EN/IEC 60947-2 c UL us (1)

(1) For TELE L-1 and TELE L-2

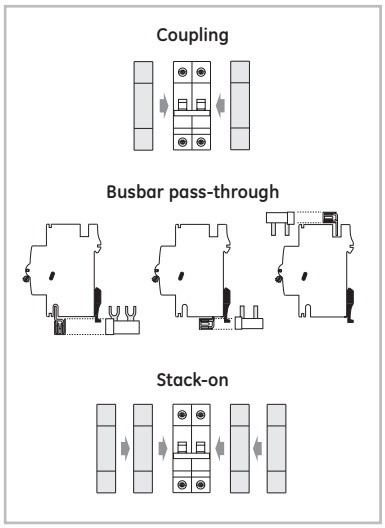

Shunt Trip Tele L

The Tele L allows to remotely switch off any MCB, RCCB or RCBO by means of push-buttons or any other automatic management processor. A built-in contact in series with the coil prevents burn- out damage if the voltage remains.

Performance

Rated voltage	(V)	110/415, 110/125 DC
	(V)	24/60, 24/48 DC
Tripping time	(ms)	<10
Electrical endurance		10000
Terminal capacity flexible/rigid cable	(mm^2)	2.5
Weight	(g)	125
Inrush current (Tele 2)	at 110V AC	0.4A
	at 230V AC	0.9A
	at 415V AC	1.5A

Undervoltage Release Tele U

The Tele U releases the main MCB, RCCB, RCBO and modular switch in case the power supply drops below 0.5xUn. Time delay adjusting up to 300 ms.

Performance

Rated voltage AC Un	(V)	240
Rated voltage DC/AC Un	(V)	12, 24, 48 DC/AC
Tripping voltage	(V)	≤0.5xUn±10%
Resetting voltage	(V)	>0.5xUn±10%
Tripping time	(ms)	Adjustable 0...300
Electrical endurance		2000
Terminal capacity flexible/rigid cable	(mm^2)	2.5
Weight	(g)	125

Panel Board Switch PBS

The panel board switch PBS is a mechanical switch. When the panel frame releases the PBS switch, it will trip the protection devices (MCB's or RCD's). Consequently the distribution board will become isolated.

More technical data ● website
Dimensions ● pg C.12

Tele L - Shunt trip

1P
1 mod.

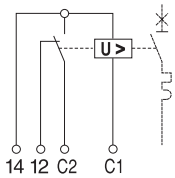

Voltage	Cat. No.	Ref. No.	Pack.
AC 24-60V DC 24-48V	TELE L-1	672573	1
AC 110-415V DC 110-125V	TELE L-2	672574	1

Tele U - Undervoltage release

1P
1 mod.

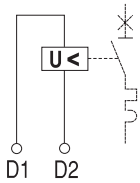

Voltage	Cat. No.	Ref. No.	Pack.
AC 240V	TELE U-230	672575	1
AC/DC 12V	TELE U-12	672576	1
AC/DC 24V	TELE U-24	672577	1
AC/DC 48V	TELE U-48	672578	1

PBS - Panel board switch

1P
1/2 mod.

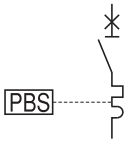

Cat. No.	Ref. No.	Pack.
PBS	672572	1

Tele L

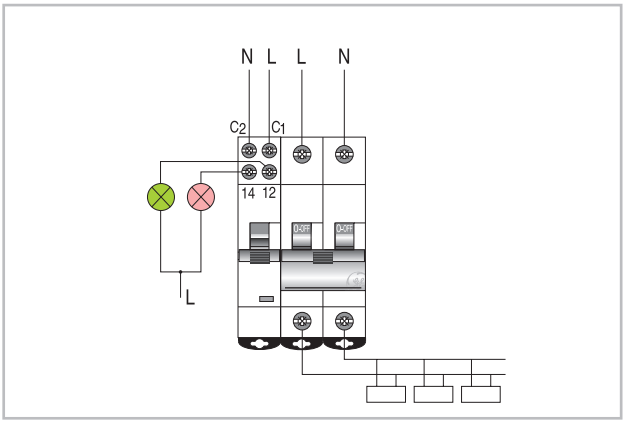

Tele U

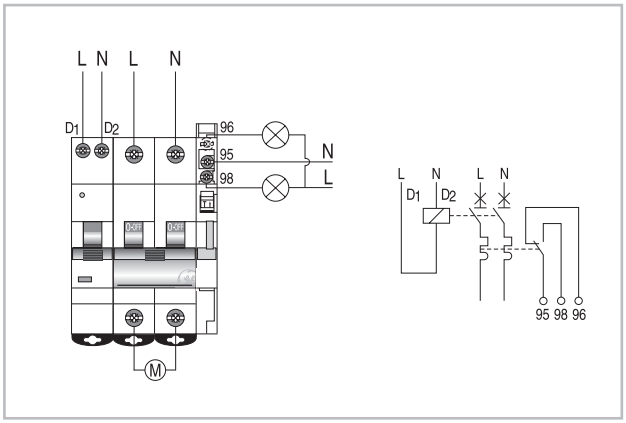

GE YATRON 日騰
Authorized P.B / Distributor | Intelligence Makes The Dream Come True | WWW.YATRON.COM.CN

Auxiliary contacts

Series CBT

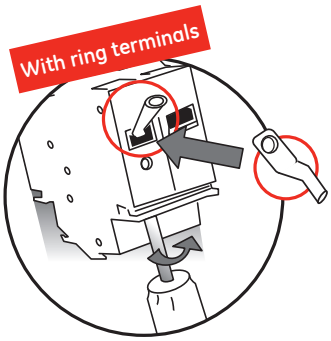

The miniature circuit breakers in RAIL-design have been developed with regard to shakes, shocks and vibrations

Features

- Three versions: 1NO+1NF, 2NF, 2 NO
- CBT accepts ring terminals on wires
- Certified acc. new CEI UNI 11170 (higher protection against fires)
- Certified acc. to NF 16-101, smoke index F1
- Shock and vibrations tests acc. to IEC 61373

Standards / Marking

EN 60898, EN 60947-2, UNI CEI 11170, EN 61373

Approval

Trenitalia n° 371441.01

Trenitalia n°371441.01

Technical data

Number of Change-over contacts		2
Thermal setting In	(A)	5 (230V ∼), 4 (24V ⎓), 1 (160V ⎓)
Rated voltage Un	(V)	230 ∼ 160 ⎓
Endurance electrical		10.000
Terminal capacity flexible/rigid cable	(mm^2)	2.5
Unloosable screws		Pozidrive 2

Bottom auxiliary contact (function H)
Provides the status of the protection device, OPEN/CLOSED.

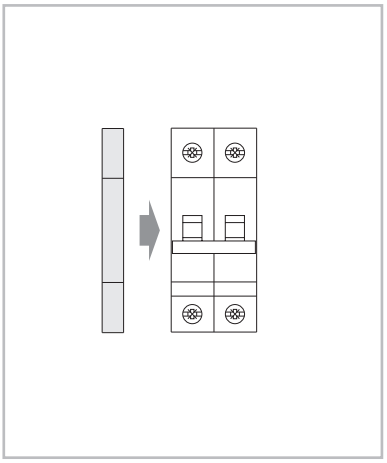

More technical data ● website
Dimensions ● pg C.12

Series CBT

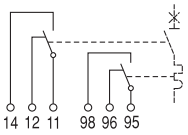

Contact combination	Cat. No.	Ref. No.	Pack.
1NO+1NC	CBT H NO-NC	**667249**	1
2NC	CBT H 2NC	**667250**	1
2NO	CBT H 2NO	**667251**	1

Shunt trip (Distance tripping by emission)

Series Tele LT

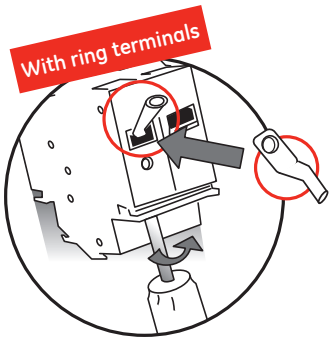

The miniature circuit breakers in RAIL-design have been developed with regard to shakes, shocks and vibrations

Features

- Tele LT accepts ring terminals on wires
- Certified acc. new CEI UNI 11170 (higher protection against fires)
- Certified acc. to NF 16-101, smoke index F1
- Shock and vibrations tests acc. to IEC 61373

Technical data

Rated voltage	(V)	110/415∼110/128/150 ⎓
	(V)	24/60∼24/48 ⎓
Tripping time	(ms)	<10
Electrical endurance		10.000
Terminal capacity flexible/rigid cable	(mm^2)	2.5
Unloosable screws		Pozidrive 2
U_{min}	(V)	0,70 x Un
U_{max}	(V)	1.25 x Un

Standards / Marking

EN 60898, EN 60947-2, UNI CEI 11170, EN 61373

Approval

Trenitalia n° 371441.01

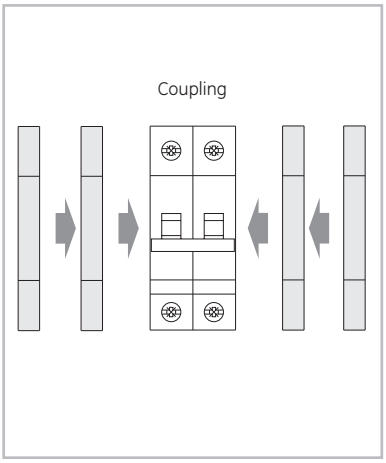

More technical data ● website
Dimensions ● pg C.12

Tele LT

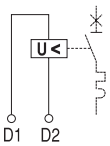

1/2 mod.

Voltage	Cat. No.	Ref. .No.	Pack.
CA 110/415 V ~ CC 110/128/150 V =	TELE LT-1	**667252**	1
CA 24/60 V ~ CC 24/48 V =	TELE LT-2	**667253**	1

GE YATRON 日騰
Authorized P.B / Distributor | Intelligence Makes The Dream Come True | WWW.YATRON.COM.CN

Dimensional drawings

Auxiliary - Series CA

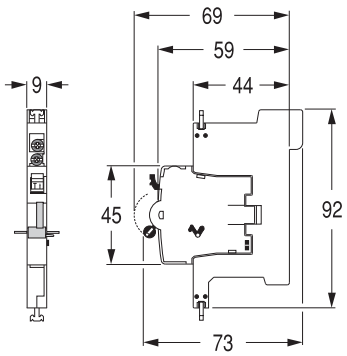

Auxiliary interface - Series CA - Unibis™

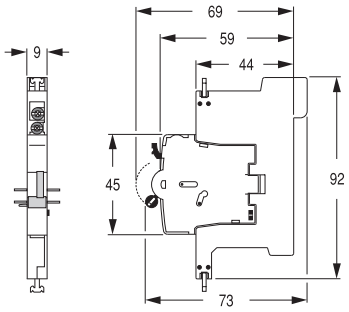

Auxiliary - Series CB / CBT

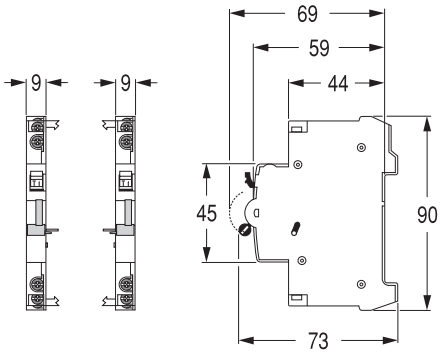

Shunt Trip - Tele L / Tele LT

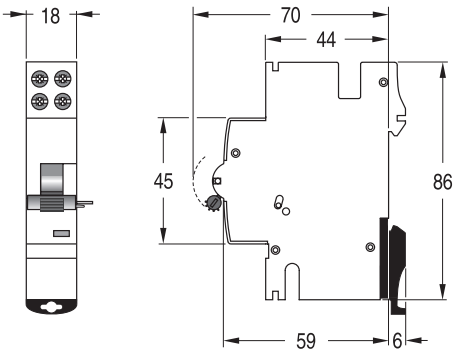

Undervoltage Release - Tele U

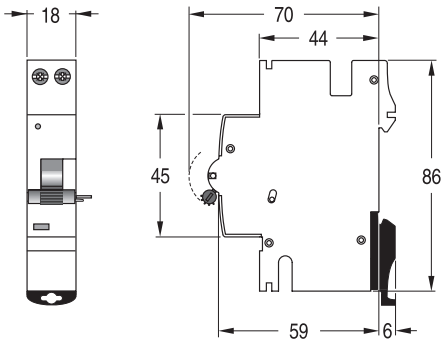

Motor operator - Tele MP

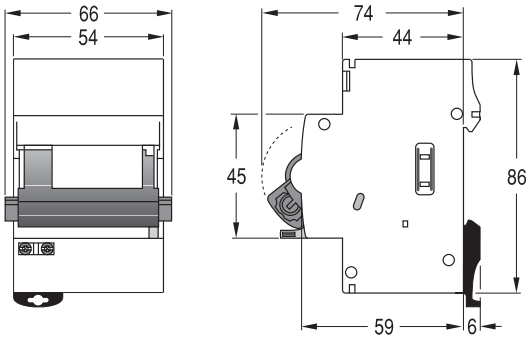

Panel board switch - PBS

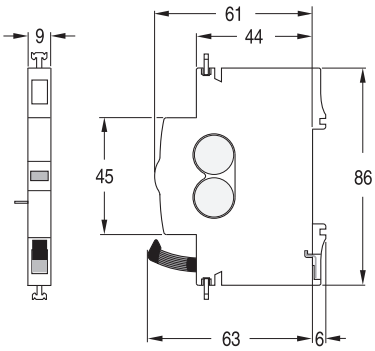

D.2 Switches & Push-buttons - **Aster**
D.4 Indication Lamp - **Aster**
D.6 Contactors - **Contax**

New

D.8 Relays - **Contax R**
D.12 Impulse Switches - **Pulsar S**
D.16 Staircase Switches - **Pulsar TS**
D.18 Time Relays - **Pulsar T**

D.20 Analogue Time Switches - **Classic**
D.22 Digital Time Switches - **Galax**
D.24 Time Switches - **72x72 Classic and Galax**
D.26 Light Sensitive Switches - **Galax LSS**
D.28 Transformers - **Series T**
D.30 Measurement Instruments - **Series MT**
D.34 Priority and sequence phase relays - **Series PR**
D.36 Surge Arresters - **SurgeGuard**
D.40 Terminal capacity
D.42 Dimensional drawings

GE YATRON 日騰
Authorized P.B / Distributor | Intelligence Makes The Dream Come True | WWW.YATRON.COM.CN

Switches & Push-buttons

Aster

Function

Manual control of all kinds of electrical devices.

Approvals(1)

(1) Depending on type.

Applications

Switching of lighting and heating in homes, shops, offices, warehouses, factories, hospitals, etc.

Features

Wide range with respect to available contact combinations and switching capacity. Mains disconnect switches and switches with change-over contact and off position available.
Compact (4-pole in 1 module) with high switching capacity due to double interruption per path.
All switches are sealable through padlock or by means of a lock.
The terminals are equipped with captive Pozidriv screws and have IP20 protection degree.
Mains disconnect switches accepts auxiliary contacts CA.

Standards

Switches 16/32A	BS EN	60669-1
	VDE	0632 Part 1
Mains disconnect switches 40-100	BS EN	60947-3
	VDE	0632 Part 101
Rotary switches	BS EN	60947-3

Performance

	Push-buttons	Switches	Rotary switches	Mains disconnect switches
Nominal rated current	*16A*	*16A | 32A*	*32-40-63A*	*40-63-80-100A*
Usable as mains disconnect switch	no	no	yes	yes
Nominal breaking capacity at 415V, cos φ =0.95	-	1.25xIn	8xIn	3xIn
Nominal breaking capacity at 415V, cos φ =0.65	-	-	8xIn	3xIn
Nominal voltage single pole devices	240V	240V	-	240/415V
Nominal voltage multipole devices	-	415V	240/415V	240/415V
Maximum allowed current during less than 1 s.	-	-	-	2kA
Mechanical service life (complete on-off-cycle)	>20000	>20000	>10000	>20000
Electrical service life, cos φ = 0.95, Un and In	>20000	>20000 | >5000	>1500	>1500
Short-circuit resistance with upfront fuses Gg/gL 100A (nominal)	4.5kA (nominal)	4.5kA (nominal)	15kA (nominal)	16kA (nominal)
(peak)	3kA (peak)	3kA (peak)	10kA (peak)	7kA (peak)
Protection degree	IP20	IP20	IP20	IP20
Screws	Pozidriv 1	Pozidriv 1	Pozidriv 2	Pozidriv 2
Terminal capacity: min	1x1.5mm²	1x1.5mm²	1x2.5mm²	1x6mm²
max	1x10mm²	1x10mm²	1x25mm²	1x50mm²

Auxiliary contacts ● pg. C.4
More technical data ● website
Dimensions ● pg D.40

Aster - Switches & push-buttons



	Nominal current	Contact combination	Number of modules	Cat. No.	Ref. No.	Pack.
Mains disconnect switch	40A/240V	1NO	1	AST M 40 10	**666614**	12
	40A/415V	2NO	2	AST M 40 20	**666615**	6
	40A/415V	3NO	3	AST M 40 30	**666616**	4
	40A/415V	4NO	4	AST M 40 40	**666617**	3
	63A/240V	1NO	1	AST M 63 10	**666562**	12
	63A/415V	2NO	2	AST M 63 20	**666563**	6
	63A/415V	3NO	3	AST M 63 30	**666564**	4
	63A/415V	4NO	4	AST M 63 40	**666565**	3
	80A/240V	1NO	1	AST M 80 10	**666566**	12
	80A/415V	2NO	2	AST M 80 20	**666567**	6
	80A/415V	3NO	3	AST M 80 30	**666568**	4
	80A/415V	4NO	4	AST M 80 40	**666569**	3
	100A/240V	1NO	1	AST M 100 10	**666558**	12
	100A/415V	2NO	2	AST M 100 20	**666559**	6
	100A/415V	3NO	3	AST M 100 30	**666560**	4
	100A/415V	4NO	4	AST M 100 40	**666561**	3

Rotary switch	32A/415V	2NO	4	AST R 32 20	**666574**	1
	32A/415V	3NO	4	AST R 32 30	**666575**	1
	32A/415V	3NO+NC	4	AST R 32 3N	**666576**	1
	32A/415V	4NO	4	AST R 32 40	**666577**	1
	40A/415V	2NO	4	AST R 40 20	**666578**	1
	40A/415V	3NO	4	AST R 40 30	**666579**	1
	40A/415V	3NO+NC	4	AST R 40 3N	**666580**	1
	40A/415V	4NO	4	AST R 40 40	**666581**	1
	63A/415V	2NO	4	AST R 63 20	**666582**	1
	63A/415V	3NO	4	AST R 63 30	**666583**	1
	63A/415V	3NO+NC	4	AST R 63 3N	**666584**	1
	63A/415V	4NO	4	AST R 63 40	**666585**	1

Changeover switches	16A/240V	1NO	1	AST S 16 10	**666587**	12
	16A/240V	2NO	1	AST S 16 20	**666589**	12
	16A/415V	3NO	1	AST S 16 30	**666590**	12
	16A/415V	4NO	1	AST S 16 40	**666593**	12
	16A/415V	3NO	2	AST S 16 30 2	**666591**	6
	16A/415V	4NO	2	AST S 16 40 2	**666592**	6
	16A/240V	1CO	1	AST S 16 1	**666586**	12
	16A/240V	2CO	1	AST S 16 2	**666588**	12
	32A/240V	1NO	1	AST S 32 10	**666595**	12
	32A/240V	2NO	1	AST S 32 20	**666597**	12
	32A/415V	3NO	1	AST S 32 30	**666599**	12
	32A/415V	4NO	1	AST S 32 40	**666600**	12
	32A/415V	3NO	2	AST S 32 30 2	**666598**	6
	32A/415V	4NO	2	AST S 32 40 2	**666601**	6
	32A/240V	1CO	1	AST S 32 1	**666594**	12
	32A/240V	2CO	1	AST S 32 2	**666596**	12

Switch with signal lamp	16A/240V	1NO	1	AST SL 16 10	**666602**	12
	16A/240V	2NO	1	AST SL 16 20	**666603**	12
	32A/240V	1NO	1	AST SL 32 10	**666604**	12
	32A/240V	2NO	1	AST SL 32 20	**666605**	12

Changeover switches with zero position	16A/240V	1CO	1	AST SZ 16 1	**666606**	12
	16A/240V	2CO	1	AST SZ 16 2	**666607**	12
	32A/240V	1CO	1	AST SZ 32 1	**666608**	12
	32A/240V	2CO	1	AST SZ 32 2	**666609**	12

Push-button	16A/240V	1NC	1	AST P 16 01	**666570**	12
	16A/240V	1NO	1	AST P 16 10	**666571**	12
	16A/240V	1NO 1NC	1	AST P 16 11	**666572**	12

Push-button with signal lamp	16A/240V	1NO	1	AST PL 16 10	**666573**	12

Accessories for rotary switches



Extension shaft	238 mm with emergency handle			AST R ES E	**666555**	1
	238 mm with standard handle			AST R ES S	**666556**	1

Sealing piece			4	AST R TS	**666557**	1

GE YATRON 日騰
Authorized P.B / Distributor | Intelligence Makes The Dream Come True | WWW.YATRON.COM.CN

Indication Lamp

Aster

Function

Status visualisation.

Applications

Mainly used to visualise the status of a (sub)part of the installation, heater, motor, fan, pump etc.

Features

Available in different voltages and with different coloured lenses.

Performance

Nominal voltage	12V	24V	230V
Own consumption	120mA	85mA	2.2mA
Lamp	Incandescent lamp	Incandescent lamp	Neon lamp
Lens colours	Red, green, orange and transparent	Red, green, orange and transparent	Red, green, orange and transparent
Protection degree	IP20	IP20	IP20
Screws	Pozidriv 1	Pozidriv 1	Pozidriv 1
Terminal capacity: min	1x1.5mm²	1x1.5mm²	1x1.5mm²
max	1x10mm² / 2x4mm²	1x10mm² / 2x4mm²	1x10mm² / 2x4mm²

Socket-outlets

MSC

Standards

BS EN C61112-1, NF C61-303 (86), IEC 60884-1

Approvals(1)

(1) Depending on type.

Performance

Nominal current	16A
Nominal voltage	250V
Operating temperature	-20 ... +55°C
Protection degree	IP20
Screws	Pozidriv 2
Terminal capacity: min	1x1 mm²
max	1x6 mm² or 2x2.5 mm²

More technical data website
Dimensions pg D.40

Aster - Indication lamp

	Nominal operating voltage	Colour	Number of modules	Cat. No.	Ref. No.	Pack.
Lampholder	-	-	1	AST B	**666347**	12

Accessories

	Nominal operating voltage	Colour	Number of modules	Cat. No.	Ref. No.	Pack.
Lamp	12V	-	-	AST B 12	**666340**	12
	24V	-	-	AST B 24	**666342**	12
	230V	-	-	AST B 230	**666341**	12
Lamp LED E10	235V ∼/⎓	Green	-	AST LG 230V	**666876**	10
	235V ∼/⎓	Amber	-	AST LA 230V	**666874**	10
	235V ∼/⎓	Red	-	AST LR 230V	**666877**	10
	235V ∼/⎓	Blue	-	AST LB 230V	**666875**	10
	235V ∼/⎓	White	-	AST LW 230V	**666878**	10



Lens	-	Transparent	-	AST L CL	**666343**	12
	-	Green	-	AST L GN	**666344**	12
	-	Orange	-	AST L OR	**666345**	12
	-	Red	-	AST L RD	**666346**	12

MSC - Socket-outlets

	Nominal current	Nominal voltage	Number of modules	Cat. No.	Ref. No.	Pack.
Edged with child protection	16A	250V	2.5	MSC SEP	**666501**	4
Edged without child protection	16A	250V	2.5	MSC SE	**666499**	4

Pin with child protection	16A	250V	2.5	MSC SPP	**666502**	4

GE YATRON 日騰
Authorized P.B / Distributor | Intelligence Makes The Dream Come True | WWW.YATRON.COM.CN

Function

Contactors are electromechanically controlled switches used to control single or multi-phase (high) power loads while the control itself can be (very) low power.

Dimensions ● pg D.41

Contactors

Contax

Applications

Switching of lighting, heating-equipment, motors for pumps and fans, ...
Day and night contactors are used mainly in combination with dual-tariff applications to allow high-energy-loads (i.e. electrical water heaters, accumulation heaters) only to consume energy during the low-tariff period.
A forced-on, forced-off, auto-switch allows to overrule the normal operation of the DN-contactor at all times.

Features

Except for the 20A version, all contactors have DC coils, resulting in an absolutely noise-free, real silent operation: 50 or 60Hz noise generation by the contactor is impossible. As all DC coil contactors have an internal diode rectifier bridge, they all can be operated by both DC and AC power supplies. The built-in varistor protects the coil against an overvoltage of up to 5kV.
The switch position of the contactor is visualised through an indicator flag.
The loss-proof safety terminals are equipped with Pozidriv screws and have IP20 protection degree. Add-on auxiliary contacts as well as spacers and sealing pieces are available.

Standards

IEC 60947-4-1, BS EN 60947-4-1, IEC 61095, BS EN 61095. Approval VDE.

Performance

Rated switching capacity	**20A**	**24A**	**40A**	**63A**
Contacts				
Switching capacity for different loads				
Rated insulation voltage	400V	500V	500V	500V
Rated operational voltage	250V	440V	440V	440V
Switching-on capacity				
cos φ = 0.65 at 380-400V 3phase	-	90A	220A	300A
cos φ = 0.95 at 220-230V 1phase	100A	-	-	-
Switching-off capacity				
cos φ = 0.65 at 380-400V 3phase	-	72A	176A	240A
cos φ = 0.95 at 220-230V 1phase	80A	-	-	-
Fuse type GL for short-circuit protection	20A	35A	63A	80A
Ohmic loss per contact at In	1.0W	1.5W	3.0W	6.0W
Maximum switching frequency AC1 / AC7a	300/h	300/h	300/h	300/h
Maximum switching frequency AC3 / AC7b	600/h	600/h	600/h	600/h
Mechanical service life	10^6	10^6	10^6	10^6
Electrical service life AC1 / AC7a	150000	150000	150000	150000
Electrical service life AC3 / AC7b	150000	500000	170000	240000
Screws	Pozidriv 1	Pozidriv 1	Pozidriv 2	Pozidriv 2
Terminal capacity: min	1x1 mm²	1x1 mm²	1x1.5 mm²	1x1.5 mm²
max	1x10mm² or 2x4 mm²	1x10mm² or 2x4 mm²	1x25mm² or 2x10 mm²	1x25mm² or 2x10 mm²
Magnetic control system				
Control voltage range	85 ... 110%xUn	85 ... 110%xUn	85 ... 110%xUn	85 ... 110%xUn
Rated operating frequency	50 or 60Hz	DC, 40 ... 450Hz	DC, 40 ... 450Hz	DC, 40 ... 450Hz
Operating temperature range	-25 ... +55°C(1)	-25 ... +55°C(1)	-25 ... +55°C(1)	-25 ... +55°C(1)
Maximum pull-in coil power loss	8.0VA / 5.0W	4VA / 4W	5VA / 5W	6.5VA / 6.5W
Maximum holding coil power loss	3.2VA / 1.2W	4VA / 4W	5VA / 5W	4.2VA / 4.2W
Switching-on delay	9 ... 12 ms	< 40 ms	< 40 ms	< 40 ms
Switching-off delay	10 ... 12 ms	< 40 ms	< 40 ms	< 40 ms
Screws	Pozidriv 1	Pozidriv 1	Pozidriv 1	Pozidriv 1
Terminal capacity: min	1x1 mm²	1x1 mm²	1x1 mm²	1x1 mm²
max	1x4mm² or 2x2.5 mm²	1x4mm² or 2x2.5 mm²	1x4mm² or 2x2.5 mm²	1x4mm² or 2x2.5 mm²

(1) Remark: If several contactors are mounted next to each-other and the time of operation exceeds 1 hour and the ambient temperature rises above 40°C, a 1/2-module spacer must be added every second contactor (i.e. contactor contactor spacer contactor contactor spacer contactor contactor etc.)

Contax - Contactors

	Nominal current	Contact combination	Coil voltage	AC/DC	Number of modules	Cat. No.	Ref. No.	Pack.
Contactor	20A	1NO 1NC	24V	AC	1	CTX 20 11 024 A	**666127**	12
	20A	1NO 1NC	230V	AC	1	CTX 20 11 230 A	**666126**	12
	20A	2NC	24V	AC	1	CTX 20 02 024 A	**666129**	12
	20A	2NC	230V	AC	1	CTX 20 02 230 A	**666128**	12
	20A	2NO	12V	AC	1	CTX 20 20 012 A	**666130**	12
1 NO 1 NC	20A	2NO	24V	AC	1	CTX 20 20 024 A	**666133**	12
	20A	2NO	48V	AC	1	CTX 20 20 048 A	**666134**	12
	20A	2NO	230V	AC	1	CTX 20 20 230 A	**666131**	12
	20A	2NO	240V	AC	1	CTX 20 20 240 A	**666132**	12
2 NC	24A	2NO 2NC	24V	AC/DC	2	CTX 24 22 024 U	**666136**	5
	24A	2NO 2NC	230V	AC/DC	2	CTX 24 22 230 U	**666135**	5
	24A	3NO	24V	AC/DC	2	CTX 24 30 024 U	**666138**	5
	24A	3NO	230V	AC/DC	2	CTX 24 30 230 U	**666137**	5
	24A	4NC	24V	AC/DC	2	CTX 24 04 024 U	**666140**	5
2 NO	24A	4NC	230V	AC/DC	2	CTX 24 04 230 U	**666139**	5
	24A	4NO	12V	AC/DC	2	CTX 24 40 012 U	**666141**	5
	24A	4NO	24V	AC/DC	2	CTX 24 40 024 U	**666144**	5
	24A	4NO	48V	AC/DC	2	CTX 24 40 048 U	**666145**	5
	24A	4NO	230V	AC/DC	2	CTX 24 40 230 U	**666142**	5
2 NO 2 NC	24A	4NO	240V	AC/DC	2	CTX 24 40 240 U	**666143**	5
	40A	2NC	230V	AC/DC	3	CTX 40 02 230 U	**666170**	3
	40A	2NO	230V	AC/DC	3	CTX 40 20 230 U	**666146**	3
	40A	3NO	24V	AC/DC	3	CTX 40 30 024 U	**666149**	3
3 NO	40A	3NO	230V	AC/DC	3	CTX 40 30 230 U	**666148**	3
	40A	4NO	12V	AC/DC	3	CTX 40 40 012 U	**666150**	3
	40A	4NO	24V	AC/DC	3	CTX 40 40 024 U	**666153**	3
	40A	4NO	48V	AC/DC	3	CTX 40 40 048 U	**666154**	3
	40A	4NO	230V	AC/DC	3	CTX 40 40 230 U	**666151**	3
4 NC	40A	2NO	24V	AC/DC	3	CTX 40 20 024 U	**666147**	3
	40A	4NO	240V	AC/DC	3	CTX 40 40 240 U	**666152**	3
	63A	4NO	24V	AC/DC	3	CTX 63 40 024 U	**666158**	3
	63A	4NO	230V	AC/DC	3	CTX 63 40 230 U	**666156**	3
4 NO	63A	2NO	230V	AC/DC	3	CTX 63 20 230 U	**666155**	3
	63A	4NO	240V	AC/DC	3	CTX 63 40 240 U	**666157**	3

Contactor Day and Night	20A	2NO	230V	AC	1	CTX DN 20 20 230 A	**666164**	12
	24A	3NO	230V	AC/DC	2	CTX DN 24 30 230 U	**666165**	5
2 NO	24A	4NO	230V	AC/DC	2	CTX DN 24 40 230 U	**666166**	5
	40A	2NO	230V	AC/DC	3	CTX DN 40 20 230 U	**666167**	3
	40A	3NO	230V	AC/DC	3	CTX DN 40 30 230 U	**666168**	3
3 NO	40A	4NO	230V	AC/DC	3	CTX DN 40 40 230 U	**666169**	3
4NO								

Add-on auxiliary contact for 24-40-63A contactors

Left mounting	Nominal current	Contact combination			Number of modules	Cat. No.	Ref. No.	Pack.
	6A	1NO 1NC	-	-	0.5	CTX 06 11	**666162**	5
1 NO 1 NC	6A	2NO	-	-	0.5	CTX 06 20	**666163**	5
2 NO								

Accessories

					Number of modules	Cat. No.	Ref. No.	Pack.
Sealing piece					2	CTX TS 2	**666160**	3
					3	CTX TS 3	**666159**	3

Spacer					0.5	CTX SP	**666161**	12

GE YATRON 日騰
Authorized P.B / Distributor | Intelligence Makes The Dream Come True | WWW.YATRON.COM.CN

Relays

Contax R

Standards / Marking

EN 60947-4-1 CE

Function

Relays are electromechanically controlled switches used to control low power loads.

Applications

- Switching of lighting, heating, etc.
- Galvanic insulation of i.e. status signalisation lamps from a (high) power (high voltage) circuit.
- Galvanic insulation of PLC-inputs or outputs to avoid destruction through excessive voltage.

Features

- Besides the normal operation through electrically energising the coil, manual operation is possible at all times.
- The switch position is visualised by the position of the front handle.
- The safety terminals are equipped with captive Pozidriv screws and have IP20 protection degree.
- Add-on auxiliary contacts available.
- Because of the advanced product design, no spacers are needed.
- Increased safety: sealing caps for both coil and terminal are available.

More technical data ● website
Dimensions ● pg D.42

New

Performance

			Contax R CTX + R16
Rated current (according to EN 60947-4-1)			
250VAC (1 & 2 pole) / 400VAC (3 & 4 pole)		A	16
Nominal thermal current (Ith)		A	16
Number of pole			1 → 4
Contacts	NO		1 → 4
	Changeover ("m" contacts)		1 → 4
	NO + NC		1+1 / 2+2
Width (in 17.8mm DIN modules)	1P & 2P	Mod.	1
	3P & 4P	Mod.	2
Coil specifications			
Supply voltage : DC/AC ratio(1)			0.5 / 1
Supply voltage range (in % of Un)		%	85-110
Coil pick-up power	1P & 2P	VA	3.4
	3P & 4P	VA	6.7
Coil power loss - AC	1P & 2P	VA	1.8
	3P & 4P	VA	3.4
Coil power loss - DC	1P & 2P	W	2.1
	3P & 4P	W	3.9
Maximum coil holding voltage time			unlimited
Contact bounce time at closing		sec.	<0.010
Operate and release time (bounce time incl.)			
Pick-up time	NO contact	sec.	< 0.040
(from 0 to Un)	NC contact	sec.	< 0.020
Drop-out time	NO contact	sec.	< 0.050
(from Un to 0)	NC contact	sec.	< 0.050
Maximum peak current at closing			
Single phase 250VAC cos φ = 0.95		A	45
3-phase 400V~ cos φ = 0.65		A	60
Maximum peak current at opening			
Single phase 250VAC cos φ = 0.95		A	75
3-phase 400V~ cos φ = 0.65		A	60
Lifetime (in number of operations)(2)			
Electrical (in AC-1 - At full load)			3×10^5
Mechanical			2×10^6
Load specifications per phase			
Maximum load AC-1	1P & 2P	kW	3.0
	3P & 4P	kW	8.5
Maximum load AC-5b		kW	1.8
Maximum load AC-7b		kW	0.9
Maximum load AC-3	250VAC	kW	1.5
	400VAC	kW	2.2
Minimum load (under 5V)		W	2
Short-circuit fuse protection		A	20
Maximum lamp load (10^3 operations/h)			
Incandesc. & halogen (40 to 200 W lamps)		W	1,800
Fluorescence, compensated (cos φ = 0.9)			
	Serial compensation	VA	1,800
	Parallel compensation	VA	500
Fluorescence, non compensated (cos φ = 0.5)		VA	900
General specifications			
Auxiliary contact add-on (PLS / CTX R)			yes
Need for spacer			no
DIN rail mounting			yes
2-position DIN rail lock			yes
Front handle for manual operation			yes
Permanent ON/OFF			no
Indicator of contact position			yes
Clamping terminals			yes
Unlosable screws			yes
Sealable terminals (coil and load)			yes
Cable cross section (Ø min/max)	Coil	mm²	1.5 / 10
	Load	mm²	1.5 / 10
Maximum torque on terminals		Nm	1
Ambient temperature at installation point (min./max.)		°C	-20 / +45

(1) DC supply voltage = AC supply voltage x DC/AC ratio, except for 8VAC and 115VAC (48VDC)
(2) 1 cycle = 2 operations per pole (closing + opening)

GE YATRON 日騰
Authorized P.B / Distributor | Intelligence Makes The Dream Come True | WWW.YATRON.COM.CN

Impulse switches and relays: maximum lamp loads

Lamps type	Lamp Watts Power consumption	Pulsar S PLS + 16	Pulsar S PLS + 32	Contax R CTX + R16
Incandescent lamps				
Max. load 230VAC		3000 W	4000 W	1800 W
Max. number of lamps	15 W	200	266	120
	25 W	120	160	72
	40 W	75	102	45
	60 W	50	65	30
	75 W	40	52	24
	100 W	30	40	18
	150 W	20	26	12
	200 W	15	20	9
	300 W	9	12	6
	500 W	5	8	3
Fluo lamp PF uncorrected				
Max. load 230VAC		1800 W	2200 W	900 W
Max. number of lamps	18 W	81	110	50
	36 W	44	58	25
	40 W	38	53	23
	58 W	29	35	16
	65 W	26	34	13
Fluo twin lamps				
Max. load 230VAC		3000 W	4000 W	1800 W
Max. number of lamps	2 x 18 W	78	110	50
	2 x 36 W	38	55	25
	2 x 40 W	35	50	23
	2 x 58 W	23	34	16
	2 x 65 W	22	30	13
Fluo lamp parallel compensation				
Max. load 230VAC		2500 W	3200 W	500 W
Max. number of lamps	18 W	103	132	17
	36 W	55	72	13
	40 W	50	65	12
	58 W	34	45	8
	65 W	30	40	7
Halogen 230V				
Max. load 230VAC		3000 W	4000 W	1800 W
Max. number of lamps	150 W	20	26	12
	250 W	12	16	7
	300 W	10	13	6
	400 W	7	10	4
	500 W	6	8	3
	1000 W	3	4	2
HP sodium vapour				
Max. load 230VAC		1200 W	1600 W	800 W
Max. number of lamps	70 W	15	18	10
	150 W	8	10	5
	250 W	4	6	3
	400 W	3	4	2
	1000 W	1	1	-
LP sodium vapour				
Max. load 230VAC		1400 W	2000 W	400 W
Max. number of lamps	55 W	27	36	6
	90 W	16	22	4
	135 W	11	14	3
	180 W	8	11	2
	185 W	8	10	2
HP mercury vapour				
Max. load 230VAC		1200 W	1600 W	800 W
Max. number of lamps	50 W	19	25	16
	80 W	15	20	10
	125 W	9	12	7
	250 W	4	6	3
	400 W	3	4	2
	1000 W	1	2	-
VLV halogen				
Max. load 230VAC		2300 W	3200 W	1500 W
Max. number of lamps	20 W	116	160	72
	50 W	46	64	29
	75 W	31	42	20
	100 W	24	32	15
	150 W	15	21	10
	200 W	12	16	7
	300 W	7	10	5
Electronic reactor				
Max. load 230VAC		1600 W	2200W	1000 W
Max. number of lamps	1 x 18 W	83	112	38
	1 x 36 W	46	61	30
	1 x 58 W	31	38	17
	2 x 18 W	40	56	19
	2 x 36 W	23	30	15
	2 x 58 W	14	19	8

New

Contax R - Relays

	Nominal current	Contact combination	Coil voltage AC	Coil voltage DC	Number of Modules	Cat. No.	Ref. No.	Pack.
	16A	1 NO	8	-	1	CTX + R 16 10 008 A	**686007**	12
	16A	1 NO	12	6	1	CTX + R 16 10 012 A	**686008**	12
	16A	1 NO	24	12	1	CTX + R 16 10 024 A	**686009**	12
	16A	1 NO	48	24	1	CTX + R 16 10 048 A	**686010**	12
	16A	1 NO	115	48	1	CTX + R 16 10 115 A	**686011**	12
	16A	1 NO	230	115	1	CTX + R 16 10 230 A	**686013**	12
	16A	1 NO	230/60Hz	-	1	CTX + R 16 10 23060	**686012**	12
	16A	1 NO	240	120	1	CTX + R 16 10 240 A	**686014**	12
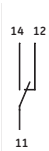	16A	1 CO	8	-	1	CTX + R 16 1 008 A	**686000**	12
	16A	1 CO	12	6	1	CTX + R 16 1 012 A	**686001**	12
	16A	1 CO	24	12	1	CTX + R 16 1 024 A	**686002**	12
	16A	1 CO	48	24	1	CTX + R 16 1 048 A	**686003**	12
	16A	1 CO	115	48	1	CTX + R 16 1 115 A	**686004**	12
	16A	1 CO	230	115	1	CTX + R 16 1 230 A	**686005**	12
	16A	1 CO	240	120	1	CTX + R 16 1 240 A	**686006**	12
	16A	2 NO	8	-	1	CTX + R 16 20 008 A	**686036**	12
	16A	2 NO	12	6	1	CTX + R 16 20 012 A	**686037**	12
	16A	2 NO	24	12	1	CTX + R 16 20 024 A	**686038**	12
	16A	2 NO	48	24	1	CTX + R 16 20 048 A	**686039**	12
	16A	2 NO	115	48	1	CTX + R 16 20 115 A	**686040**	12
	16A	2 NO	230	115	1	CTX + R 16 20 230 A	**686042**	12
	16A	2 NO	230/60Hz	-	1	CTX + R 16 20 23060	**686041**	12
	16A	2 NO	240	120	1	CTX + R 16 20 240 A	**686043**	12
	16A	1 NO 1 NC	8	-	1	CTX + R 16 11 008 A	**686015**	12
	16A	1 NO 1 NC	12	6	1	CTX + R 16 11 012 A	**686016**	12
	16A	1 NO 1 NC	24	12	1	CTX + R 16 11 024 A	**686017**	12
	16A	1 NO 1 NC	48	24	1	CTX + R 16 11 048 A	**686018**	12
	16A	1 NO 1 NC	115	48	1	CTX + R 16 11 115 A	**686019**	12
	16A	1 NO 1 NC	230	115	1	CTX + R 16 11 230 A	**686021**	12
	16A	1 NO 1 NC	230/60Hz	-	1	CTX + R 16 11 23060	**686020**	12
	16A	1 NO 1 NC	240	120	1	CTX + R 16 11 240 A	**686022**	12
	16A	2 CO	8	-	1	CTX + R 16 2 008 A	**686023**	12
	16A	2 CO	12	6	1	CTX + R 16 2 012 A	**686024**	12
	16A	2 CO	24	12	1	CTX + R 16 2 024 A	**686026**	12
	16A	2 CO	48	24	1	CTX + R 16 2 048 A	**686028**	12
	16A	2 CO	115	48	1	CTX + R 16 2 115 A	**686030**	12
	16A	2 CO	230	115	1	CTX + R 16 2 230 A	**686032**	12
	16A	2 CO	240	120	1	CTX + R 16 2 240 A	**686034**	12
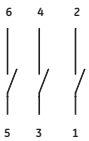	16A	3 NO	12	6	2	CTX + R 16 30 012 A	**686050**	6
	16A	3 NO	24	12	2	CTX + R 16 30 024 A	**686051**	6
	16A	3 NO	48	24	2	CTX + R 16 30 048 A	**686052**	6
	16A	3 NO	230	115	2	CTX + R 16 30 230 A	**686053**	6
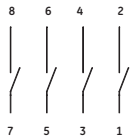	16A	4 NO	8	-	2	CTX + R 16 40 008 A	**686025**	6
	16A	4 NO	12	6	2	CTX + R 16 40 012 A	**686060**	6
	16A	4 NO	24	12	2	CTX + R 16 40 024 A	**686061**	6
	16A	4 NO	48	24	2	CTX + R 16 40 048 A	**686062**	6
	16A	4 NO	230	115	2	CTX + R 16 40 230 A	**686064**	6
	16A	4 NO	230/60Hz	-	2	CTX + R 16 40 23060	**686063**	6
	16A	4 NO	240	120	2	CTX + R 16 40 240 A	**686065**	6
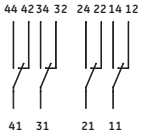	16A	4 CO	12	6	2	CTX + R 16 4 012 A	**686054**	6
	16A	4 CO	24	12	2	CTX + R 16 4 024 A	**686055**	6
	16A	4 CO	48	24	2	CTX + R 16 4 048 A	**686056**	6
	16A	4 CO	115	48	2	CTX + R 16 4 115 A	**686057**	6
	16A	4 CO	230	115	2	CTX + R 16 4 230 A	**686058**	6
	16A	4 CO	240	120	2	CTX + R 16 4 240 A	**686059**	6
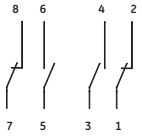	16A	2 NO 2 NC	8	-	2	CTX + R 16 22 008 A	**686027**	6
	16A	2 NO 2 NC	12	6	2	CTX + R 16 22 012 A	**686044**	6
	16A	2 NO 2 NC	24	12	2	CTX + R 16 22 024 A	**686045**	6
	16A	2 NO 2 NC	48	24	2	CTX + R 16 22 048 A	**686046**	6
	16A	2 NO 2 NC	230	115	2	CTX + R 16 22 230 A	**686048**	6
	16A	2 NO 2 NC	230/60Hz	-	2	CTX + R 16 22 23060	**686047**	6
	16A	2 NO 2 NC	240	120	2	CTX + R 16 22 240 A	**686049**	6

Terminal identification, see page D.39

New

GE YATRON 日騰
Authorized P.B / Distributor | Intelligence Makes The Dream Come True | WWW.YATRON.COM.CN

Impulse switches

Pulsar S

Standards / Marking

IEC 60669-1, IEC 60669-2-2

CE

Function

Impulse switches are electromechanically controlled switches used to control single- or multi-phase medium-power loads while the control itself can be (very) low power. The device switches between 2 stable positions, each time a (brief) impulse energises its control circuit.

Applications

Mainly used for the switching of lighting and heating equipment and/or to obtain a simplified wiring in case the load needs to be controlled at reduced voltage and/or from more than 2 different places.

Features

- Besides the normal operation through electrically energising the coil, manual operation is possible at all times, except PLS series SA & SB.
- The switch position is visualised by the position of the front handle for all devices, except PLS series SA & SB.
- The central command version was developed to force several devices at the same time to the on or off position, independently of the current status of each individual device. Also in this case, the possibility of operating the device locally remains.
- The safety terminals are equipped with captive Pozidriv screws and have IP20 protection degree.
- An add-on auxiliary contact, add-on central-command module and a spacer are available.
- 3 & 4 poles devices are multi voltage (except all-in central command).
- The use of a large number of luminous push-buttons is possible.
- Availability of sealing cap for coil and load terminals.

For the table Impulse switches maximum lamp loads, see page D.10

More technical data ● website
Dimensions ● pg D.42

New

Performance

			PLS +				PLS + C [4]	
			PLS + 16	PLS + 32	PLS + SA & SB	PLS + PU 16	PLS + C 16	PLS + C 32
Rated current (acc. to IEC 669-2-3)								
250VAC (1 & 2 pole) / 400VAC (3 & 4 pole)		A	16	32	16	16	16	32
Direct Current (at 30 VDC)		A	16	16	16	16	16	16
Number of poles			1 → 4	1 → 4	2	1 → 4	1 → 3	1 → 3
Contacts	NO		1 → 4	1 → 4	2	1 → 4	1 → 3	1 → 3
	Changeover ("m")		1 → 4	-	-	1 → 4	1 → 3	-
	NO + NC		1+1 / 2+2	-	-	1+1 / 2+2	-	-
Width (in 17.8mm DIN modules)								
	1 P	Mod.	1	1	-	1	1	1
	2 P	Mod.	1	1	1	1	1½	1½
	3 P	Mod.	2	2	-	2	2	2
	4 P	Mod.	2	2	-	2	-	-
Coil specifications								
Supply voltage : DC/AC ratio [1]			0.5 / 1	0.5 / 1	0.5 / 1	0.5 / 1	0.5 / 1	0.5 / 1
Supply voltage range (in % of Un)		%	90-110	90-110	90-110	90-110	90-110	90-110
Coil pick-up power (AC)	1P & 2P	VA	14.5	16.0	14.5	4.8	14.5	14.5
	3P & 4P	VA	14.5	16.0	-	8.0	16.0	16.0
Coil power loss - AC	1P & 2P	VA	11.0	11.5	11.0	3.2	11.0	14.5
	3P & 4P	VA	11.0	11.5	-	6.0	11.0	16.0
Coil power loss - DC	1P & 2P	W	7.5	8.0	7.5	2.9	12.5	12.5
	3P & 4P	W	7.5	8.0	-	5.4	14.5	14.5
Maximum coil holding voltage time			[2]	[2]	[2]	unlimited	[2]	[2]
Impulse times								
Minimum impulse time (under Un)		sec.	0.050	0.050	0.050	0.050	0.100	0.100
Minimum impulse time (90% Un)		sec.	0.100	0.100	0.100	0.100	0.100	0.100
Minimum time between impulses		sec.	0.150	0.150	0.150	0.150	0.150	0.150
Maximum number of impulses per mn			250	250	250	250	250	250
Lifetime (in number of operations) [3]								
Electrical (in AC-1 - At full load) [4]			4×10^5	3×10^5	3×10^5	2×10^5	4×10^5	3×10^5
Mechanical			2×10^6	2×10^6	2×10^6	1×10^6	2×10^6	2×10^6
Load specifications								
Maximum load AC-1 per phase		A	20	32	20	20	20	32
Maximum load DC (30VDC)		A	16	16	16	16	16	16
Minimum load per phase (under 5V)		W	2	2	2	2	2	2
Short-circuit fuse protection		A	20	32	20	20	20	32
Maximum lamp load (10^3 operations/h)								
Incandescence & halogen (40 to 200 W lamps)		W	3,000	4,000	3,000	3,000	3,000	4,000
Fluorescence, compensated (cos φ = 0.9)								
	Serial compensation	VA	3,000	4,000	3,000	3,000	3,000	4,000
	Parallel compensation	VA	2,500	3,200	2,500	2,500	2,500	3,200
Fluorescence, non compensated (cos φ = 0.5)		VA	1,800	2,200	1,800	1,800	1,800	2,200
Maximum number of push-buttons								
Non illuminated push-buttons			unlimited	unlimited	unlimited	unlimited	unlimited	unlimited
Luminous push-buttons (0.6mA)								
4 terminals			unlimited	unlimited	unlimited	unlimited	unlimited	unlimited
3 terminals	Without compensator		8	8	8	6	8	8
	1 compensator		18	18	18	15	27	27
	2 compensators		45	45	45	38	43	43
General specifications								
Power contact add-on			yes	yes	no	no	no	no
Auxiliary contact add-on (PLS / CTX R)			yes	yes	no	yes	yes	yes
Need for spacer [2]			yes	yes	yes	no	yes	yes
DIN rail mounting			yes	yes	yes	yes	yes	yes
2-position DIN rail lock			yes	yes	yes	yes	yes	yes
2-position handle			yes	yes	no	yes	yes	yes
Indicator of contact position			yes	yes	yes	yes	yes	yes
Clamping terminals			yes	yes	yes	yes	yes	yes
Unlosable screws			yes	yes	yes	yes	yes	yes
Sealable terminals (coil and load)			yes	yes	yes	yes	yes	yes
Cable cross section (Ø min/max)	Coil	mm²	1.5 / 10	1.5 / 10	1.5 / 10	1.5 / 10	1.5 / 10	1.5 / 10
	Load 1P-3P & 4P	mm²	1.5 / 10	1.5 / 10	1.5 / 10	1.5 / 10	1.5 / 10	1.5 / 10
	Load 2P	mm²	1.5 / 10	1.5 / 10	1.5 / 10	1.5 / 10	1.5 / 6	1.5 / 10
Maximum torque on terminals		Nm	1	1	1	1	1	1
Ambient temperature at installation point (min./max.)		°C	-20 / +45	-20 / +45	-20 / +45	-20 / +45	-20 / +45	-20 / +45

(1) For all impulse relays, DC supply voltage = AC supply voltage x DC/AC ratio, except for 8 VAC and 115VAC (48 VDC)
(2) Whenever the normal use of the impulse relay integrates a permanent coil working, use of a spacer is required on both sides. Make sure that the duty factor allows the device to come back to the ambient temperature (not required for PLS PU)
(3) 1 cycle = 2 operations per pole (closing + opening)
(4) For any central command installation, a PLS SG module per phase must be installed in order to protect the coils against overvoltages

GE YATRON 日騰
Authorized P.B / Distributor | Intelligence Makes The Dream Come True | WWW.YATRON.COM.CN

Pulsar S - Impulse switches

	Nominal current	Contact combination	Coil voltage AC	Coil voltage DC	No. of Modules	Cat. No.	Ref. No.	Pack.
Impulse switches	16A	1NO	8	-	1	PLS + 16 10 008 A	**686078**	12
	16A	1NO	12	6	1	PLS + 16 10 012 A	**686079**	12
	16A	1NO	24	12	1	PLS + 16 10 024 A	**686080**	12
	16A	1NO	48	24	1	PLS + 16 10 048 A	**686081**	12
	16A	1NO	115	48	1	PLS + 16 10 115 A	**686082**	12
	16A	1NO	230	115	1	PLS + 16 10 230 A	**686083**	12
	16A	1NO	230/60Hz	-	1	PLS + 16 10 23060	**686284**	12
	16A	1NO	240	120	1	PLS + 16 10 240 A	**686084**	12
	16A	1CO	8	-	1	PLS + 16 1 008 A	**686071**	12
	16A	1CO	12	6	1	PLS + 16 1 012 A	**686072**	12
	16A	1CO	24	12	1	PLS + 16 1 024 A	**686073**	12
	16A	1CO	48	24	1	PLS + 16 1 048 A	**686074**	12
	16A	1CO	115	48	1	PLS + 16 1 115 A	**686075**	12
	16A	1CO	230	115	1	PLS + 16 1 230 A	**686076**	12
	16A	1CO	240	120	1	PLS + 16 1 240 A	**686077**	12
	16A	2NO	8	-	1	PLS + 16 20 008 A	**686102**	12
	16A	2NO	12	6	1	PLS + 16 20 012 A	**686103**	12
	16A	2NO	24	12	1	PLS + 16 20 024 A	**686104**	12
	16A	2NO	48	24	1	PLS + 16 20 048 A	**686105**	12
	16A	2NO	115	48	1	PLS + 16 20 115 A	**686106**	12
	16A	2NO	230	115	1	PLS + 16 20 230 A	**686108**	12
	16A	2NO	230/60Hz	-	1	PLS + 16 20 23060	**686107**	12
	16A	2NO	240	120	1	PLS + 16 20 240 A	**686109**	12
	16A	1NO 1NC	8	-	1	PLS + 16 11 008 A	**686086**	12
	16A	1NO 1NC	12	6	1	PLS + 16 11 012 A	**686087**	12
	16A	1NO 1NC	24	12	1	PLS + 16 11 024 A	**686088**	12
	16A	1NO 1NC	48	24	1	PLS + 16 11 048 A	**686089**	12
	16A	1NO 1NC	115	48	1	PLS + 16 11 115 A	**686090**	12
	16A	1NO 1NC	230	115	1	PLS + 16 11 230 A	**686091**	12
	16A	1NO 1NC	230/60Hz	-	1	PLS + 16 11 23060	**686285**	12
	16A	1NO 1NC	240	120	1	PLS + 16 11 240 A	**686092**	12
	16A	2 CO	8	-	1	PLS + 16 2 008 A	**686093**	12
	16A	2 CO	12	6	1	PLS + 16 2 012 A	**686094**	12
	16A	2 CO	24	12	1	PLS + 16 2 024 A	**686095**	12
	16A	2 CO	48	24	1	PLS + 16 2 048 A	**686096**	12
	16A	2 CO	115	48	1	PLS + 16 2 115 A	**686097**	12
	16A	2 CO	230	115	1	PLS + 16 2 230 A	**686098**	12
	16A	2 CO	240	120	1	PLS + 16 2 240 A	**686099**	12
	32A	1NO	8	-	1	PLS + 32 10 008 A	**686110**	12
	32A	1NO	12	6	1	PLS + 32 10 012 A	**686111**	12
	32A	1NO	24	12	1	PLS + 32 10 024 A	**686112**	12
	32A	1NO	48	24	1	PLS + 32 10 048 A	**686113**	12
	32A	1NO	115	48	1	PLS + 32 10 115 A	**686114**	12
	32A	1NO	230	115	1	PLS + 32 10 230 A	**686115**	12
	32A	1NO	240	120	1	PLS + 32 10 240 A	**686116**	12
	32A	2NO	8	-	1	PLS + 32 20 008 A	**686118**	12
	32A	2NO	12	6	1	PLS + 32 20 012 A	**686119**	12
	32A	2NO	24	12	1	PLS + 32 20 024 A	**686120**	12
	32A	2NO	48	24	1	PLS + 32 20 048 A	**686121**	12
	32A	2NO	115	48	1	PLS + 32 20 115 A	**686122**	12
	32A	2NO	230	115	1	PLS + 32 20 230 A	**686123**	12
	32A	2NO	240	120	1	PLS + 32 20 240 A	**686124**	12
Add-on power contact	16A	2NO	-	-	1	PLS + 16 20	**686100**	10
	16A	1NO 1NC	-	-	1	PLS + 16 11	**686085**	10
	16A	2CO	-	-	1	PLS + 16 2	**686101**	10
	32A	2NO	-	-	1	PLS + 32 20	**686117**	10
Step by step multi circuit	16A	2NO	12	6	1	PLS + SA 16 20 012 A	**686182**	12
	16A	2NO	24	12	1	PLS + SA 16 20 024 A	**686183**	12
	16A	2NO	48	24	1	PLS + SA 16 20 048 A	**686184**	12
	16A	2NO	230	115	1	PLS + SA 16 20 230 A	**686185**	12
	16A	2NO	240	120	1	PLS + SA 16 20 240 A	**686186**	12
	16A	2NO	12	6	1	PLS + SB 16 20 012 A	**686187**	12
	16A	2NO	24	12	1	PLS + SB 16 20 024 A	**686188**	12
	16A	2NO	48	24	1	PLS + SB 16 20 048 A	**686189**	12
SA= 0-A-0-B-0	16A	2NO	230	115	1	PLS + SB 16 20 230 A	**686190**	12
SB =0-A-AB-B-0	16A	2NO	240	120	1	PLS + SB 16 20 240 A	**686191**	12
All-in central command	16A	1NO	8	-	1	PLS + C 16 10 008 A	**686132**	12
	16A	1NO	12	6	1	PLS + C 16 10 012 A	**686133**	12
	16A	1NO	24	12	1	PLS + C 16 10 024 A	**686134**	12
	16A	1NO	48	24	1	PLS + C 16 10 048 A	**686135**	12
	16A	1NO	230	115	1	PLS + C 16 10 230 A	**686136**	12
	16A	1NO	240	120	1	PLS + C 16 10 240 A	**686137**	12

32A other version available on request.
Terminal identification, see page D.38.

New

Pulsar S - Impulse switches

	Nominal current	Contact combination	Coil voltage AC	Coil voltage DC	No. of Modules	Cat. No.	Ref. No.	Pack.
All-in central command (continued)	16A	1CO	8	-	1	PLS + C 16 1 008 A	**686126**	12
	16A	1CO	12	6	1	PLS + C 16 1 012 A	**686127**	12
	16A	1CO	24	12	1	PLS + C 16 1 024 A	**686128**	12
	16A	1CO	48	24	1	PLS + C 16 1 048 A	**686129**	12
	16A	1CO	230	115	1	PLS + C 16 1 230 A	**686130**	12
	16A	1CO	240	120	1	PLS + C 16 1 240 A	**686131**	12
	16A	2NO	8	-	1.5	PLS + C 16 20 008 A	**686144**	8
	16A	2NO	12	6	1.5	PLS + C 16 20 012 A	**686145**	8
	16A	2NO	24	12	1.5	PLS + C 16 20 024 A	**686146**	8
	16A	2NO	48	24	1.5	PLS + C 16 20 048 A	**686147**	8
	16A	2NO	230	115	1.5	PLS + C 16 20 230 A	**686148**	8
	16A	2NO	240	120	1.5	PLS + C 16 20 240 A	**686149**	8
	16A	2CO	8	-	1.5	PLS + C 16 2 008 A	**686138**	8
	16A	2CO	12	6	1.5	PLS + C 16 2 012 A	**686139**	8
	16A	2CO	24	12	1.5	PLS + C 16 2 024 A	**686140**	8
	16A	2CO	48	24	1.5	PLS + C 16 2 048 A	**686141**	8
	16A	2CO	230	115	1.5	PLS + C 16 2 230 A	**686142**	8
	16A	2CO	240	120	1.5	PLS + C 16 2 240 A	**686143**	8
	16A	3CO	8	-	2	PLS + C 16 3 008 A	**686150**	6
	16A	3CO	12	6	2	PLS + C 16 3 012 A	**686151**	6
	16A	3CO	24	12	2	PLS + C 16 3 024 A	**686152**	6
	16A	3CO	48	24	2	PLS + C 16 3 048 A	**686153**	6
	16A	3CO	230	115	2	PLS + C 16 3 230 A	**686154**	6
	16A	3CO	240	120	2	PLS + C 16 3 240 A	**686155**	6
	32A	1NO	8	-	1	PLS + C 32 10 008 A	**686156**	12
	32A	1NO	12	6	1	PLS + C 32 10 012 A	**686157**	12
	32A	1NO	24	12	1	PLS + C 32 10 024 A	**686158**	12
	32A	1NO	48	24	1	PLS + C 32 10 048 A	**686159**	12
	32A	1NO	230	115	1	PLS + C 32 10 230 A	**686160**	12
	32A	1NO	240	120	1	PLS + C 32 10 240 A	**686161**	12
	32A	2NO	8	-	1.5	PLS + C 32 20 008 A	**686162**	8
	32A	2NO	12	6	1.5	PLS + C 32 20 012 A	**686163**	8
	32A	2NO	24	12	1.5	PLS + C 32 20 024 A	**686164**	8
	32A	2NO	48	24	1.5	PLS + C 32 20 048 A	**686165**	8
	32A	2NO	230	115	1.5	PLS + C 32 20 230 A	**686166**	8
	32A	2NO	240	120	1.5	PLS + C 32 20 240 A	**686167**	8
	32A	3NO	8	-	2	PLS + C 32 30 008 A	**686168**	6
	32A	3NO	12	6	2	PLS + C 32 30 012 A	**686169**	6
	32A	3NO	24	12	2	PLS + C 32 30 024 A	**686170**	6
	32A	3NO	48	24	2	PLS + C 32 30 048 A	**686171**	6
	32A	3NO	230	115	2	PLS + C 32 30 230 A	**686172**	6
	32A	3NO	240	120	2	PLS + C 32 30 240 A	**686173**	6
Permanent use	16A	2NO	24	12	1	PLS + PU 16 20 024 A	**686178**	12
	16A	2NO	230	115	1	PLS + PU 16 20 230 A	**686179**	12
	16A	2CO	24	12	1	PLS + PU 16 2 024 A	**686176**	12
	16A	2CO	230	115	1	PLS + PU 16 2 230 A	**686177**	12
	16A	4NO	24	12	2	PLS + PU 16 40 024 A	**686180**	6
	16A	4NO	230	115	2	PLS + PU 16 40 230 A	**686181**	6
Add-on auxiliary contact	5A	1NO 1NC	-	-	0.5	CTX + R 5 11	**686067**	16
	5A	2NO	-	-	0.5	CTX + R 5 20	**686068**	16
	5A	2NC	-	-	0.5	CTX + R 5 02	**686066**	16
Add-on central control	-	-	-	-	0.5	PLS + C	**686125**	16
Multilevel central command module	-	-	-	-	1	PLS + M	**686175**	12
SurgeGuard safety module	-	-	230/240	-	1	PLS + SG	**686192**	12
Capacity module	-	-	230/240	-	1	PLS + CAP	**686174**	12
Spacer	-	-	-	-	0.5	PLS + / CTX + SP	**686069**	50
Sealing cap	-	-	-	-	1	PLS + / CTX + TS 1	**686070**	50



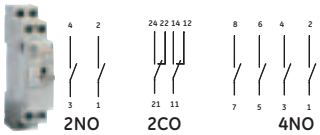

New

Terminal identification, see page D.38.

GE YATRON 日騰
Authorized P.B / Distributor | Intelligence Makes The Dream Come True | WWW.YATRON.COM.CN

Staircase switches

Pulsar TS

Function

Push-button operated single-shot timer, switching the power to the load after the push-button has been pushed briefly, and switching off again after the presetted time has elapsed.
Energy saving: the PLTS + TD is especially developed to switch off during the preset time when the staircase switch receives a new impulse.

Applications

Lighting or ventilation of staircases, basements, halls, etc.

Standards

EN 60669-2-3

CE

Features

- Designed for a real 3.500W switching capacity.
- User adjustable time.
- Electromechanical contact and electronic timer with manual override off or on possible at all time for PLTS + M.
- 3 or 4 wire wiring possible.
- Device for pre-extinction warning adjustable from 20 to 40 sec only for incandescence sources.
- Safety terminals equipped with captive Pozidriv screws and IP20 protection degree.
- Anti vandalisme: resistant to blocked push-buttons.

Pulsar TS - Staircase switches

	Nominal current	Contact combination	Coil voltage AC	Coil voltage DC	Number of Modules	Cat. No.	Ref. No.	Pack.
Staircase switch 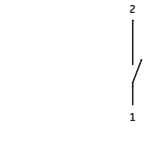	16	1NO	230	-	1	PLTS + M	**686216**	12
Dimmer for staircase switch	16	3500W	230	-	1	PLTS + D	**686214**	12
	To be used only in combination with the staircase switch. Wiring diagram on page D.17							
Time-delay impulse relay 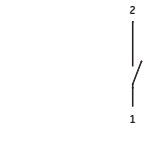	16	1NO	230	-	1	PLTS + TD	**666311**	12

Terminal identification, see page D.39.

More technical data ● website
Dimensions ● pg D.43

New

Performance

			PLTS + TD	PLTS + M	PLTS + D
Rated current (acc. IEC 669-2-3)		A	16	16	16
Width (in number of DIN-modules)			1	1	1
Contacts	NO		1	1	1
Time range	1 function		1mn / 20mn	30s / 15mn	20s / 40s
Supply voltage	230V - 50/60 Hz		yes	yes	yes
	24VAC/24VDC		on request	on request	on request
Supply voltage range (in % of Un)		%	90-110	90-110	90-110
Rated power consumption					
Closed circuit current	230V	VA	4.0	4.0	4.0
Working current (ignition & running)	230V	VA	4.0	4.0	4.0
Light types					
Incandescent lamps			yes	yes	yes
Fluorescent lamps			yes	yes	no
Switching capacity					
AC-5b Incandescent lamps (40 to 200 W lamps)		W	3,500	3,500	3,500
Fluorescence compensated (cos φ = 0.9)					
	Serial compensation	W	3,500	3,500	n/a
	Parallel compensation	VA	2,500	2,500	n/a
Lifetime (in number of operations)(1)					
Electrical (AC-1)	at 1.200 W		2×10^6	2×10^6	2×10^6
	at full load		1×10^6	3×10^5	3×10^5
Mechanical			1×10^7	1×10^7	1×10^7
Max. number of push-buttons					
Non illuminated push-buttons			unlimited	unlimited	unlimited
Luminous push-buttons (0.6mA):					
4 terminals			unlimited	unlimited	unlimited
3 terminals	Without compensator		39	83	83
	1 compensator (2µF)(2)		45	300	300
	2 compensators (2 x 2µF)		59	600	600
General specifications					
DIN rail mounting			yes	yes	yes
Silent operations			yes	yes	yes
Setting accuracy - Full range		%	+/- 15	+/- 15	+/- 15
3-wire and 4-wire installation			yes	yes	yes
Resistent to blocked push-buttons			yes	yes	yes
Continuously adjustable time-lag			yes	yes	yes
Manual switching (number of positions)			2	3	-
Front switch-off lever			yes	yes	-
Clamping screw terminals, unlosable screws			yes	yes	yes
Cable cross section (Ø min/max)	Coil	mm²	1.5 / 10	1.5 / 10	1.5 / 10
	Load	mm²	1.5 / 10	1.5 / 10	1.5 / 10
Maximum torque on terminals		N x m	1	1	1
Ambient temperature at installation point (min./max.)		°C	-20 / +45	-20 / +45	-20 / +45

(1) cycle = 2 operations per pole (closing + opening)
(2) See page D.15: code 686174

Wiring diagram

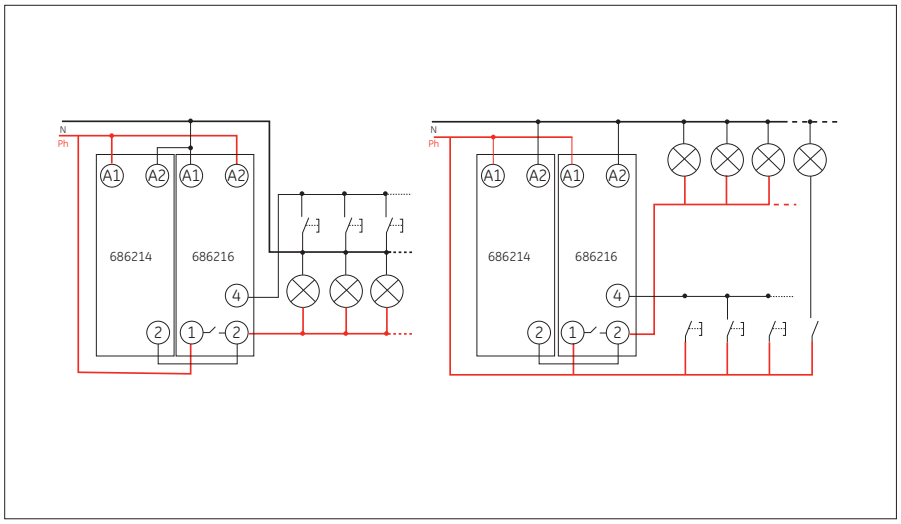

New

GE YATRON 日騰
Authorized P.B / Distributor | Intelligence Makes The Dream Come True | WWW.YATRON.COM.CN

Time Relays

Pulsar T

Function

Conditioning of incoming source to exact predictable output.

Applications

From the delayed lighting of driveways (to avoid unneccessary on/off switching), to after-circulation of a pump (to build in some hysteresis, again to avoid continuous on/off switching) to the post-present ventilation of a meeting room.

Features

- Devices with delay on (ON), delay off (OFF), combined on-off-delay (ON/OFF), astable (AS), positive edge single shot (PS) negative edge single shot (NS) and even with all the above combined in one multi-function (MF) device are available.
- User presettable prescaler and time.
- In the case of the multi-function relay, the function itself is also user selectable.
- The loss-proof safety terminals are equipped with Pozidriv screws and have IP20 protection degree.

Standards

IEC 60669-2-3 CE

Performance

			PLT + AS	Other PLT +
Rated current (acc. IEC 669-2-3)		A	1 (static)	16
Width (number of DIN-modules)			1	1
Contacts	Changeover		-	1
	Static input		1	-
Time range	1 function		0.1s./ 60s.	1s / 60mn
	Multifunction		no	0.1s. / 20h.
Supply voltage	230/240V - 50/60 Hz		yes	yes
	24VAC/24VDC		yes	yes
Supply voltage range (in % of Un)		%	90-110	90-110
Rated power consumption				
Closed circuit current	230V	VA	4.0	1.5
	24V	VA	-	0.2
Working current(ignition & running)	230V	VA	4.0	4.0
	24V	VA	-	2.0
Light types				
Incandescent lamps			yes	yes
Fluorescent lamps			yes	yes
Switching capacity				
AC-5b Incandescent lamps (40 to 200 W lamps)		W	2,300	2,300
Fluorescence compensated (cos φ =0.9)				
	Serial compensation	W	-	2,300
	Parallel compensation	VA	-	1,000
Inductive load cos φ =0.5			230W	10A
	Load AC-7b	W	-	900
Lifetime (in number of operations) (1)				
Electrical (AC-1)	at 1,200 W		2×10^6	2×10^6
	at full load		1×10^6	3×10^5
Mechanical			1×10^7	1×10^7
General specifications				
DIN rail mounting			yes	yes
Silent operations			yes	yes
Setting accuracy - Full range		%	+/- 15	+/- 15
Continuously adjustable time-lag			yes	yes
Front switch-off lever			yes	no
Clamping screw terminals, unlosable screws			yes	yes
Cable cross section (Ø min/max)	Coil	mm²	1.5 / 10	1.5 / 10
	Load	mm²	1.5 / 10	1.5 / 10
Maximum torque on terminals		N x m	1	1
Ambient temperature at installation point (min./max.)		°C	-20 / +45	-20 / +45

(1) cycle = 2 operations per pole (closing + opening)

More technical data ● website
Dimensions ● pg D.43

New

Pulsar T - Time Relays

	Nominal current	Contact combination	Coil voltage AC	Coil voltage DC	No. of Modules	Cat. No.	Ref. No.	Pack.
Delay on	Operating scale from 1 sec. up to 60 seconds							
	16 A	1 CO	24	24	1	PLT + ON 024U 1-60S	**686207**	12
	16 A	1 CO	230	-	1	PLT + ON 230A 1-60S	**686209**	12
	Operating scale from 1 min. up to 60 minutes							
	16 A	1 CO	24	24	1	PLT + ON 024U 1-60M	**686206**	12
	16 A	1 CO	230	-	1	PLT + ON 230A 1-60M	**686208**	12
Positive edge single shot	Operating scale from 1 sec. up to 60 seconds							
	16 A	1 CO	24	24	1	PLT + PS 024U 1-60S	**686211**	12
	16 A	1 CO	230	-	1	PLT + PS 230A 1-60S	**686213**	12
	Operating scale from 1 min. up to 60 minutes							
	16 A	1 CO	24	24	1	PLT + PS 024U 1-60M	**686210**	12
	16 A	1 CO	230	-	1	PLT + PS 230A 1-60M	**686212**	12
Delay off	Operating scale from 1 sec. up to 60 seconds							
	16 A	1 CO	24	24	1	PLT + OF 024U 1-60S	**686203**	12
	16 A	1 CO	230	-	1	PLT + OF 230A 1-60S	**686205**	12
	Operating scale from 1 min. up to 60 minutes							
	16 A	1 CO	24	24	1	PLT + OF 024U 1-60M	**686202**	12
	16 A	1 CO	230	-	1	PLT + OF 230A 1-60M	**686204**	12
Asymmetrical flasher	1 A	1 NO	230	-	1	PLT + AS 230A	**686195**	12
Symmetrical flasher	16 A	1 CO	24	24	1	PLT + SS 024U	**686218**	6
	16 A	1 CO	230	-	1	PLT + SS 230A	**686219**	6
Impulse generator	16 A	1 CO	24	24	1	PLT + IG 024U	**686196**	6
	16 A	1 CO	230	-	1	PLT + IG 230A	**686197**	6
Multifunction	Operating scale from 0.1 sec. up to 60 minutes							
	16 A	1 CO	24	24	1	PLT + MF 024U 0.1S-60M (1)	**686198***	1/6
	16 A	1 CO	230	-	1	PLT + MF 230A 0.1S-60M (1)	**686200***	1/6
	Operating scale from 30 sec. up to 20 hours							
	16 A	1 CO	24	24	1	PLT + MF 024U 30S-20H (1)	**686199***	1/6
	16 A	1 CO	230	-	1	PLT + MF 230A 30S-20H (1)	**686201***	1/6

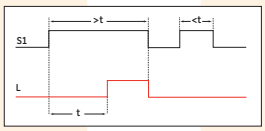

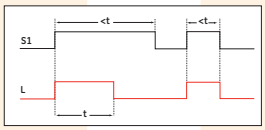

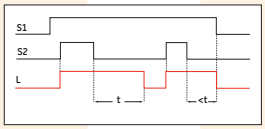

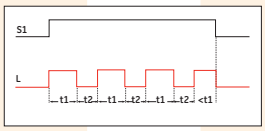

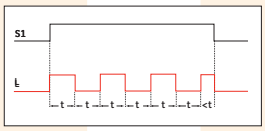

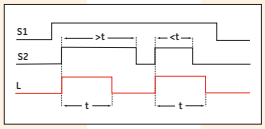



(1) PLT + MF = Multifunction, including functions PLT + ON, PLT + OF and PLT + PS.
Terminal identification, see page D.39.

New

GE YATRON 日騰
Authorized P.B / Distributor | Intelligence Makes The Dream Come True | WWW.YATRON.COM.CN

Analogue Time Switches

Classic

Features

Very easy programming by means of mechanical switches on a dial, but with restricted possibilities compared to the digital time switches. Both devices with 1 dial for programming of daily or weekly events, as well as devices with 2 dials for 2 channel daily events and combined daily and weekly events are available in 2 versions: quartz and net synchronised, with and without running reserve respectively.
Manual override Off or On is possible at all times. All devices are sealable.

Function

Pre-programmed switching of all kinds of electrical devices.

Applications

Going from the pre-programmed switching of lighting (car park, advertising signs, public roads, etc.) over pre-programmed switching of heating equipment (home and work-environment, waterheating, etc.), to the pre-programmed switching of motors for pumps and fans and even to presence simulation.

Standards

VDE 0633, BS EN 60730-1, BS EN 60730-2-7

Performance

	Plastic switches				Metallic switches	
	Net synchronised 1 module	Net synchronised 3&6 modules	Quartz synchronised 1 module	Quartz synchronised 3&6 modules	Net synchronised 3 modules	Quartz synchronised
Contacts						
Contact	Voltage free NO	Voltage free CO	Voltage free NO	Voltage free CO	Voltage free CO	Voltage free CO
Fix on, Fix off, Auto switch	Not fix off	yes	Not fix off	yes	yes	yes
Rated switching capacity						
- Resistive load	16A/250V	16A/250V	16A/250V	16A/250V	16A/250V	16A/250V
- Inductive load (cos φ = 0.6)	4A/250V	4A/250V	4A/250V	4A/250V	4A/250V	2A/250V
- Incandescent lamps	1000W	1350W	1000W	1350W	1350W	1350W
Shortest switching time day-program	30min.	30min.	30min.	30min.	15min.	15min.
Shortest switching time week-program	-	3h	-	3h	2h	2h
Screws	Pozidriv 1	Pozidriv 1	Pozidriv 1	Pozidriv 1	Pozidriv 1	Pozidriv 1
Terminal capacity: min	1x0.5mm²	1x0.5mm²	1x0.5mm²	1x0.5mm²	1x0.5mm²	1x0.5mm²
max	1x6 or 2x2.5mm²	1x6 or 2x2.5mm²	1x6 or 2x2.5mm²	1x6 or 2x2.5mm²	1x6 or 2x2.5mm²	1x6 or 2x2.5mm²
Clockwork						
Operating voltage	220 - 240V 50Hz	220 - 240V 50Hz	230V - 130VDC	230V - 130VDC	230V 50Hz	230V 50/60Hz
Own consumption at 230V	1VA	1VA	1VA	1VA	1VA	1VA
Running reserve	-	-	150h	150h	-	300h
Battery charging time	-	-	70h	70h	-	72h
Operating temperature range	-20...+55°C	-20...+55°C	-20...+55°C	-20...+55°C	-20...+55°C	-20...+55°C
Accuracy	net synchronised	net synchronised	±2.5s./day at 20°C	±2.5s./day at 20°C	±2.5s./day at 20°C	±2.5s./day at 20°C
Sealable	yes	yes	yes	yes	yes	yes
Screws	Pozidriv 1	Pozidriv 1	Pozidriv 1	Pozidriv 1	Pozidriv 1	Pozidriv 1
Terminal capacity: min	1x0.5mm²	1x0.5mm²	1x0.5mm²	1x0.5mm²	1x0.5mm²	1x0.5mm²
max	1x6 or 2x2.5mm²	1x6 or 2x2.5mm²	1x6 or 2x2.5mm²	1x6 or 2x2.5mm²	1x6 or 2x2.5mm²	1x6 or 2x2.5mm²

More technical data ● website
Dimensions ● pg D.44

Classic - Analogue time switches

NET SYNCHRONISED	Program	No. of channels	Nominal current	Operating voltage	Running reserve	Shortest switch time	Fix on/off auto	No. of mod.	Cat. No.	Ref. No.	Pack.
Day programmable	1x24x2	1NO	16A/250V	220 ... 240V 50Hz	-	30min.	Not "OFF"	1	CLS S 11 D	**666111**	1
	1x24x2	1CO	16A/250V	220 ... 240V 50Hz	-	30min.	yes	3	CLS S 31 D	**666112**	1
	1x24x4	1CO	16A/250V	230V 50Hz	-	15min.	yes	3	CLS S 31 D M	**666113**	1
Week programmable	7x24/3	1CO	16A/250V	220 ... 240V 50Hz	-	3h	yes	3	CLS S 31 W	**666114**	1
	7x24/2	1CO	16A/250V	230V 50Hz	-	2h	yes	3	CLS S 31 W M	**666115**	1
QUARTZ SYNCHRONISED											
Day programmable	1x24x2	1NO	16A/250V	130VDC/ 230V	50h	30min.	Not "OFF"	1	CLS Q 11 D	**666105**	1
	1x24x2	1CO	16A/250V	130VDC/ 230V	150h	30min.	yes	3	CLS Q 31 D	**666104**	1
	1x24x4	1CO	16A/250V	230V	300h	15min.	yes	3	CLS Q 31 D M	**666106**	1
Week programmable	7x24/3	1CO	16A/250V	130VDC/ 230V	150h	3h	yes	3	CLS Q 31 W	**666109**	1
	7x24/3	1CO	16A/250V	230V	300h	2h	yes	3	CLS Q 31 W M	**666110**	1
Day-Day programmable	1x24x2 + 1x24x2	2CO	16A/250V	130VDC/ 230V	150h	30/30min.	yes	6	CLS Q 62 DD	**666103**	1
Day-Week programmable	1x24x2 + 7x24/3	2CO	16A/250V	130VDC/ 230V	150h	30min./3h	yes	6	CLS Q 62 DW	**666108**	1



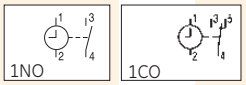

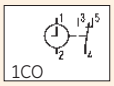

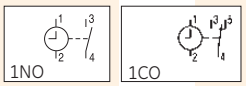

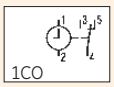

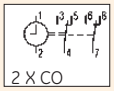

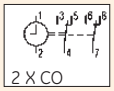

Accessories

	No. of mod.	Cat. No.	Ref. No.	Pack.
Surface mounting set	1	SMS 1	**666100**	1
	3	SMS 3	**666101**	1
	6	SMS 6	**666102**	1

GE YATRON 日騰
Authorized P.B / Distributor | Intelligence Makes The Dream Come True | WWW.YATRON.COM.CN

Digital Time Switches

Galax

Applications

Going from the pre-programmed switching of lighting (car park, advertising signs, public roads, etc.) over pre-programmed switching of heating equipment (home and work environment, water heating, etc.), to the pre-programmed switching of motors for pumps and fans and even to random presence simulation.

Function

Pre-programmed switching of all kinds of electrical devices.

Standards

BS EN-60730-1, BS EN-60730-2-7, VDE 0633

Features

Very easy programming, with quasi unlimited possibilities compared to the analogue time switches. Devices with daily, weekly and yearly event programming possibilities are available in 1, 2 and 4 channel execution.
All devices have a shortest switching time of one minute, some of them even one second, and are all internally quartz-synchronized, some of them with the possibility of being DCF77-synchronized. On some devices, the summer/winter time change is fully automatic. Devices with block-programming, holiday, random and impulse-function are available. Manual On or Off override is possible at all times and all devices are sealable.

ASTRO timers are specially designe for lighting applications. Only the longitude and latitude need to be entered for precice automatic determination of the times for sunrise and sunset.

Performance

	Galax
Contacts	**1, 2, 4 CO**
Contact	Voltage-free changeover
Rated switching capacity	
- Resistive load	16A/250V
- Inductive load (cos φ = 0.6)	8A/250V
- Incandescent lamps	1000W
DC switching capacity	on request
Shortest switching time	depending on type: 1min. or 1s.
Screws	Pozidriv 1
Terminal capacity: min	1x0.5mm²
max.	1mod-2.5mm²; 2mod-4mm²; 6mod-6mm²
Clockwork	
Operating voltage	230V 50-60Hz
Own consumption at 230V	5VA
Running reserve (at 20° C)	3 years / 6 mod: 6 years
Battery	all Lithium
Operating temperature range	-25...+55°C
Accuracy	±2.5s./day at 20°C / 6 modules device: ±1s./day at 20°C
Sealable and unloosable cover	yes
Screws	Pozidriv 1
Terminal capacity: min	1x0.5mm²
max.	1mod-2.5mm²; 2mod-4mm²; 6mod-6mm²

More technical data ● website
Dimensions ● pg D.44

New

Galax - Digital time switches

QUARTZ SYNCHRONISED

	Program	No. of channels	Switching capacity	Operating voltage	Running reserve	Shortest switch time	No. of prog. steps	No. of mod.	Cat. No	Ref. No.	Pack.
Day program-mable	1x24h	1CO	16A/250V	220...240V	3yr	1min.	50	2	GLX Q 21 D 50 LS1	**686531**	1
Day/Week programmable	7x24h	1CO	16A/250V	220...240V	3yr	1min.	50	1	GLX Q 11 W 50 LS1	**686530**	1
	7x24h	1CO	16A/250V	220...240V	3yr	1min.	50	2	GLX Q 21 W 50 LS1[2]	**686532**	1
	7x24h	2CO	16A/250V	220...240V	3yr	1min.	50	2	GLX Q 22 W 50 LS1[2]	**686533**	1
	7x24h	1CO	16A/250V	220...240V	3yr	1min.	50	2	GLX Q 21 W 50C LS1[2]	**686534**	1
	7x24h	1CO+1NO	16A/250V	220...240V	3yr	1min.	50	2	GLX Q 22 W 50C LS1[2]	**686535**	1
ASTRO/Week programmable (1)	-	1CO	16A/250V	220...240V	3yr	-	-	2	GLX Q 21 ASTRO LS1[2]	**680070**	1
	7x24h	2CO	16A/250V	220...240V	3yr	1min.	50 [1]	2	GLX Q 22 ASTRO LS1[2]	**680073**	1
Day/Week programmable	7x24x3600	2CO	16A/250V	220...240V	6yr	1s.	400	6	GLX Q 62 W 400	**666192**	1
	7x24x3600	4CO	16A/250V	220...240V	6yr	1s.	400	6	GLX Q 64 W 400	**666193**	1
Day/Week/Year programmable	365x24x3600	2CO	16A/250V	220...240V	6yr	1s.	400	6	GLX Q 62 Y 400	**666194**	1
	365x24x3600	4CO	16A/250V	220...240V	6yr	1s.	400	6	GLX Q 64 Y 400	**666195**	1

- Automatic summer time / winter time changeover
- Manual switch: FIX ON / FIX OFF
- Free weekday block formation
- Non-volatile memory (EEPROM)
- Pulse and cycle function (only for 686534 and 686535)
- Random switching (only for 686534 and 686535)

- ASTRO function (GLX Q 22 ASTRO also with weekly program)
- Automatic summer time / winter time changeover
- Manual switch: FIX ON / FIX OFF
- Free weekday block formation
- Non-volatile memory (EEPROM)

- Daily, weekly programmes
- 400 memory spaces
- Automatic summer time / winter time changeover
- Manual switch: FIX ON / FIX OFF
- Free weekday block formation
- Non-volatile memory (EEPROM)
- Pulse and cycle function
- PC-supported program creation

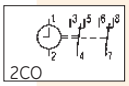

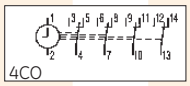

- Daily, weekly and annual programmes
- 400 memory spaces
- Automatic summer time / winter time changeover
- Manual switch: FIX ON / FIX OFF
- Free weekday block formation
- Non-volatile memory (EEPROM)
- Pulse and cycle function
- PC-supported program creation
- Date-dependent switching programs
- DCF-77 antenna (to be ordered separately)

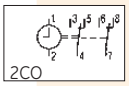

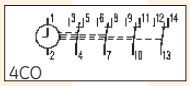

Accessories

		No. of mod.	Cat. No.	Ref. No.	Pack.
 Battery	For 6 module devices	-	GLX BAT	**666180**	1
DCF-77 antenna	For year programmable time switches (6 module)	-	GLX DCF	**666181**	1
Programming tools	For 6 module devices	-	GLX PRG	**666182**	1
Surface mounting set 		1	SMS 1	**666100**	1
		3	SMS 3	**666101**	1
		6	SMS 6	**666102**	1

(1) For second channel
(2) Language set (codes LS1) valable for: German, English, French, Spanish, Italian, Portuguese, Czech, Dutch
Language set (codes LS2) valable for: English, Swedish, Norwegian, Danish, Polish, Hungarian
On request

New

GE YATRON 日騰
Authorized P.B / Distributor | Intelligence Makes The Dream Come True | WWW.YATRON.COM.CN

Time Switches

72 X 72 Classic and Galax

Applications

Going from the pre-programmed switching of lighting (car park, advertising signs, public roads, etc.) over pre-programmed switching of heating equipment (home and work environment, water heating, etc.), to the pre-programmed switching of motors for pumps and fans and even to random presence simulation.

Features

Very easy programing by means of mechanical switches or digital buttons. Devices with daily and weekly event programing possibilities. Analogue devices have a shortest switching time of 15 minutes and digital device has 1 minute.

Function

Pre-programmed switching of all kind of electrical devices.

Performance

	Weekly timers		Daily timers		Daily/weekly timer
Code	666176	666175	666178	666177	666179
Type	CLS 72Q41W	CLS72S41W	CLS72Q41D	CLS72S41D	GLX72Q41DW
Running reserve	150 h	-	150 h	-	3 yr.
Shortest switch time	2 h	2 h	15 min	15 min	1 min
Modules	4	4	4	4	4
Nominal current	16A/250V	16A/250V	16A/250V	16A/250V	16A/250V
Accuracy	<2.5 s/day	<2.5 s/day	<2.5 s/day	<2.5 s/day	<2.5 s/day
Number of channels	1CO	1CO	1CO	1CO	1CO
Operating voltage	220-240VAC/50-60Hz	220-240VAC/50-60Hz	220-240VAC/50-60Hz	220-240VAC/50-60Hz	220-240VAC/50-60Hz
Fix on/off auto	yes	yes	yes	yes	yes
Flush mounting	yes	yes	yes	yes	yes
Surface mounting	yes	yes	yes	yes	yes
DIN-rail mounting	yes	yes	yes	yes	yes
Number of memory position	-	-	-	-	50

More technical data ● website
Dimensions ● pg D.44

72 X 72 Classic - Analogue time switches

	Program	No. of channels	Nominal current	Operating voltage	Running reserve	Shortest switch time	Fix on/off auto	No. of mod.	Cat. No.	Ref. No.	Pack.
Day program	1x24	1CO	16A/250V	220...240 VAC	-	15 min	yes	4	CLS72S41D	**666177**	1
	1x24	1CO	16A/250V	220...240 VAC	150 h	15 min	yes	4	CLS72Q41D	**666178**	1
Week program	7x24	1CO	16A/250V	220...240 VAC	-	2 h	yes	4	CLS72S41W	**666175**	1
	7x24	1CO	16A/250V	220...240 VAC	150 h	2 h	yes	4	CLS72Q41W	**666176**	1

72 X 72 Galax - Digital time switches

	Program	No. of channels	Nominal current	Operating voltage	Running reserve	Shortest switch time	Fix on/off auto	No. of mod.	Cat. No.	Ref. No.	Pack.
Day-Week program	1x24/7x24	1CO	16A/250 V	220 240VAC	3 yr.	1 min	yes	4	GLX72Q41DW	**666179**	1

- Easy to use
- Text programming in different languages (D, GB, F, E, I, P, Cz, NL)
- Summer/winter time change is fully automatic
- Switching capacity for inductive load 8A/250V

Example of application

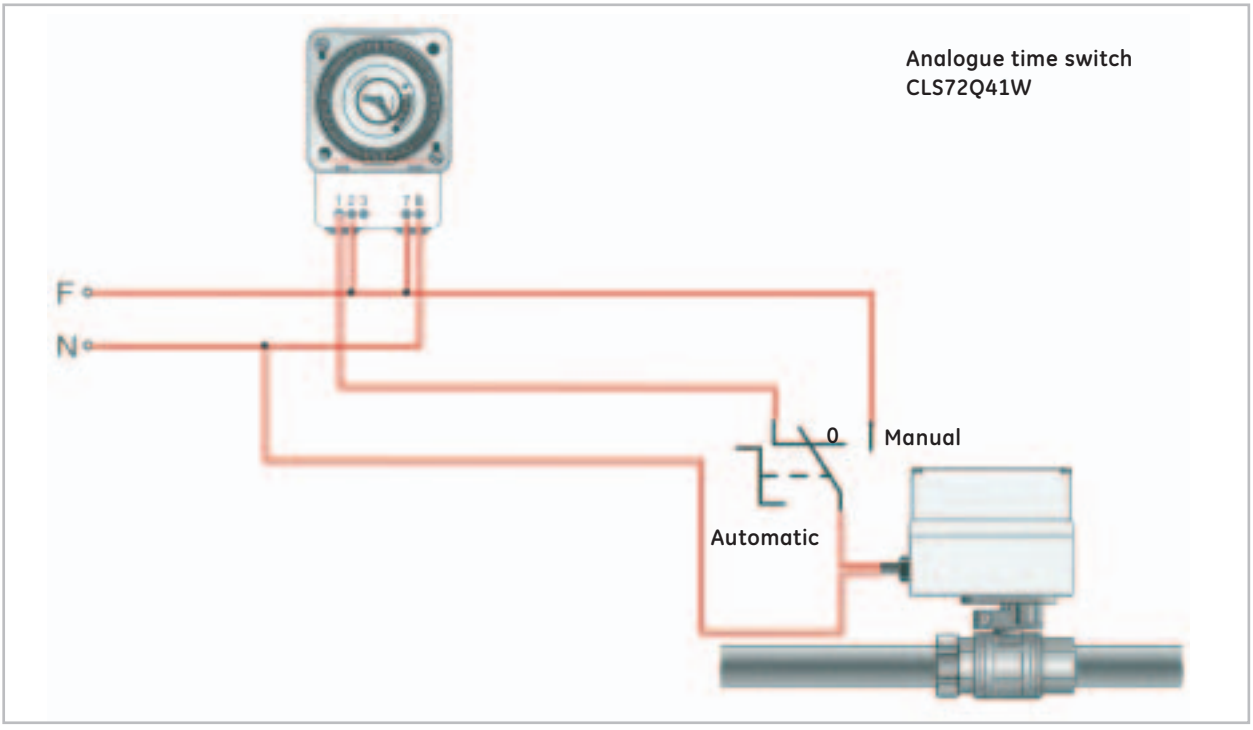

GE YATRON 日騰
Authorized P.B / Distributor | Intelligence Makes The Dream Come True | WWW.YATRON.COM.CN

Light Sensitive Switches

Galax LSS

Applications

Control of lighting in shop windows, offices, car parking areas, controlling street lights, advertising signs, sun blinds, shutters, or even lighting in a home to simulate the presence of people.

Features

User presettable switch light intensity, intensity range and hysteresis (to avoid on/off a stable behavior). Reaction time is also user presettable. 1 channel and 2 channel with week-cycle, all with separate photocell are available besides a 1 channel all-in-one device.

Function

Electronic switch controlled by the intensity of the ambient light, detected by a separate or integrated photocell (depending on the model). When the light intensity drops below the threshold setting, the switch changes its state to the on position. An increasing ambient light intensity eventually will switch off the device again.

Standards

VDE 0632, VDE 0633,
BS EN 60669-1

Performance

	1 channel	2 channel	1 channel wall mounting
Contacts			
Contact	1 Voltage-free contact NO	Voltage-free change over	1 Voltage-free contact NO
Switching capacity			
- Resistive load	16A/250V	10A/250V	10A/250V
- Inductive load (cos φ = 0.6)	8A/250V	8A/250V	2A/250V
- Incandescent lamps	2000W	2000W	1200W
Switching capacity	800mA at 24V, 300mA at 60V; 150mA at 220V		Not allowed
Shortest switching time	-	-	-
Screws	Pozidriv 1	Pozidriv 1	Slot head
Terminal capacity: min	1x0.5 mm²	1x0.5 mm²	1x0.5 mm²
max	1x6 mm² or 2x2.5 mm²	1x6 mm² or 2x2.5 mm²	1x6 mm² or 2x2.5 mm²
Light sensitive operating part			
Light intensity switching range	2 ... 500 lux	2 ... 500 lux	2 ... 2000 lux
Switching hysteresis		30% above On-switching point	
On/Off switching delay	100 s. On 100 s. Off	Use presettable from 0 to 100 s.	50 s. On 50 s. Off
Light sensitive sensor wire-length	max 100m	max 100 m	-
Light sensitive sensor protection degree	IP65	IP65	IP54 (complete device)
Operating voltage	220/240V 50/60Hz	230V 50/60Hz	220/240V 50/60Hz
Own consumption at 230V	5VA	2.5VA	6VA
Running reserve	-	-	-
Battery	-	-	-
Operating temperature range	-20 ... +55°C	-20 ... +55°C	-35 ... +60°C
Accuracy	-	-	-
Sealable	yes	yes	-
Screws	Pozidriv 1	Pozidriv 1	Slot head
Terminal capacity: min	1x0.5 mm²	1x0.5 mm²	1x0.5 mm²
max	1x6 mm² or 2x2.5 mm²	1x6 mm² or 2x2.5 mm²	1x6 mm² or 2x2.5 mm²

More technical data ● website
Dimensions ● pg D.44

Galax LSS - Light sensitive switches



	Program	No. of channels	Nominal current	Operating voltage	No. of modules	Cat. No.	Ref. No.	Pack.
DIN rail mounting, separate photocell included	2 ... 500 lux	1NO	16A/250V	230V	1	LSS 11	**666361**	1
	2 ... 500 lux	2CO	16A/250V	230V	3	LSS 32	**666362**	1

Wall mounting, photocell incorporated	2 ... 2000 lux	1NO	16A/250V	230V	-	LSS W	**666364**	1

Accessories

					No. of modules	Cat. No.	Ref. No.	Pack.
Photocell (spare part)					-	LSS LDR	**666358**	1
Tinted cover					-	-	**601795**	1
Surface mounting set					1	SMS 1	**666100**	1
					3	SMS 3	**666101**	1

GE YATRON 日騰
Authorized P.B / Distributor | Intelligence Makes The Dream Come True | WWW.YATRON.COM.CN

Transformers

Series T



Function

Reducing the voltage to a very low (safety) voltage used mainly as control-voltage in order to reduce the risk of electrocution due to environmental circumstances (I.e. high degree of humidity like out-doors, in a swimming pool complex, etc.).

Approvals(1)

(1) Depending on the type

Applications

Going from supplying power to a bell circuit, to supplying power to the control circuit of impulse switches, relays or contactors for the control of lighting, heating, etc.

Features

Safety transformers have short-circuit protection and continuous nominal power. Bell transformers are recommended for intermittent use at the nominal power declared (50% for continuous use). Devices with integrated on/off switch or with integrated buzzer are available. Complete noiseless operation. Full power available at all secondary voltages. The safety terminals are equipped with captive Pozidriv screws and have IP20 protection degree.

Standards

IEC 61558-1-2-6: Safety transformer
IEC 61558-1-2-8: Bell transformer

Performance

	Bell transformer	Safety transformer
Nominal primary voltage and frequency	230V 50Hz / 240V 60Hz	230V 50Hz / 240V 60Hz
Secondary voltage at nominal primary voltage	8 or 12V	12 or 24V
Maximum secondary voltage at zero load	1.5xUn sec.	1.05xUn sec.
Minimum secondary voltage at nominal load	0.85xUn sec.	1xUn sec.
Maximum load	Nominal power	Nominal power
Short-circuit protection	PTC	PTC
Operating temperature	-20...+40°C	-20...+40°C
Isolation voltage	4kV	4kV
Protection degree	IP 20	IP 20
Screw	Pozidriv 1	Pozidriv 1
Terminal capacity: min	1x1mm²	1x1mm²
max	1x16mm² or 2x6mm²	1x16mm² or 2x6mm²

More technical data ● website
Dimensions ● pg D.45

Series T - Transformers

	Output power	Secondary voltages	Primary voltage	Number of modules	Cat. No.	Ref. No.	Pack.
Bell transformer 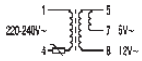 5VA, 10VA, 15VA	5VA	8/12V	220..240V	2	TR B 5	**666638**	1
	10VA	8/12V	220..240V	2	TR B 10	**666636**	1
	15VA	8/12V	220..240V	2	TR B 15	**666637**	1
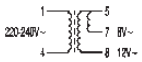 8VA, 16VA, 30VA	8VA	12/24V	220..240V	2	TR B 8	**666650**	1
	16VA	12/24V	220..240V	2	TR B 16	**666651**	1
	30VA	12/24V	220..240V	2	TR B 30	**666652**	1
Bell transformer Integrated on-off switch	8VA	8/12V	220..240V	2	TR B 8S	**666640**	1
Safety transformer	15VA	12/24V	220..240V	3	TR S 15	**666641**	1
	25VA	12/24V	220..240V	4	TR S 25	**666642**	1
	40VA	12/24V	220..240V	4	TR S 40	**666643**	1
	63VA	12/24V	220..240V	6	TR S 63	**666644**	20
Buzzers 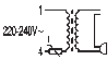			220..240V	1	BU 230	**666629**	12
			12V	1	BU 12	**666630**	12
Bells 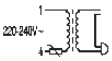			220..240V	1	BE 230	**666632**	12
			12V	1	BE 12	**666633**	12

GE YATRON 日騰
Authorized P.B / Distributor | Intelligence Makes The Dream Come True | WWW.YATRON.COM.CN

Measurement Instruments

Series MT

Applications

Measurement of all possible electrical values from simple measurement as voltage, current, frequency over more complex such as power and energy, to all-in-one measurement with the netanalysing devices. To avoid down-time due to abnormal situations, i.e. power-supply voltage too high, absorbed power too high, etc., leading to malfunctionning and even break-down of the machinery, the measurement and monitoring of the electrical values like voltage, current, power, energy etc. is an absolute must and even an indespensable asset when it comes to preventive maintenance.

Function

Measurement, visualisation and logging of voltage, current, frequency, hours of operation, power, energy, cos φ , etc.

Standards

EN 61010-1, BS EN 60051-1-2

Features

AC measurement devices with analogue as well as with digital technology and readout are available. The simple devices (one measurement only i.e. voltage, current, frequency) are only available in single phase, while the complex devices (more than one measurement i.e. power, energy, netanalyser) are also available in 3-phase execution. High currents can be measured through the intermediate use of a current transformer (for the analogue amp-meter combined with an interchangeable scale-plate). All devices have very good precision and have also a very low self-consumption to limit as much as possible the measurement error. Using one monophase-volt or amp-meter in a 3-phase system is possible by using the appropriate selector switch.
The energy meters as well as the netanalysers are true RMS measuring devic-es. Monitoring and logging all electrical values on to a PC is possible by using the MT PRG software.

Performance

	Analogue instruments	**Digital instruments**	**Net analyser**
Readout	*Polycarbonate+carbon needle*	*3digit 7segment LED*	*LCD display*
Scale selection	Interchangeable scaleplate	Dip-switches	Dip-switches
Own consumption current meters	0.3VA	1.5VA	-
Own consumption other meters	1.5VA	1.5VA	-
Operating temperature range	-10 ... +55°C	-5 ... +55°C	-10 ... +55°C
Test voltage	2000V at 50Hz during 1 minute	2000V at 50Hz during 1 minute	2000V at 50Hz during 1 minute
Class of precision (accuracy)	1.5 (0.5 for frequency meter)	0.5% ±1 digit referred to full scale	0.5% ±1 digit referred to full scale
Overload current coils			
- 1 second	10xIn	10xIn	10xIn
- Continuous	2xIn	2xIn	2xIn
Overload voltage coils			
- 0.5 second	2xUn	2xUn	2xUn
- Continuous	1.2xUn	1.2xUn	1.2xUn
Vibration resistance	0.35 mm at 10/55Hz on 3 axes, duration of 6 hours	0.35 mm at 10/55Hz on 3 axes, duration of 6 hours	0.35 mm at 10/55Hz on 3 axes, duration of 6 hours
Shock resistance	50g	50g	50g
Protection degree	IP40	IP40	IP40
Screws	Pozidriv 1	Pozidriv 1	Pozidriv 1
Terminal capacity: min	1x1 mm²	1x1 mm²	1x1 mm²
max	1x16 mm² or 2x6 mm²	1x16 mm² or 2x6 mm²	1x16 mm² or 2x6 mm²

More technical data ● website
Dimensions ● pg D.46

Series MT - Analogue measurement instruments

	Scale	Accuracy	Number of phases	Number of modules	Cat. No.	Ref. No.	Pack.
Volt meter	300V	1.5	1	3	MT AV 300	**666417**	1
	500V	1.5	1	3	MT AV 500	**666418**	1
Ammeter	-	1.5	1	3	MT AA	**666414**	1
	5A	1.5	1	3	MT AA 5	**666413**	1
	10A	1.5	1	3	MT AA 10	**666408**	1
	15A	1.5	1	3	MT AA 15	**666409**	1
	20A	1.5	1	3	MT AA 20	**666410**	1
	25A	1.5	1	3	MT AA 25	**666411**	1
	30A	1.5	1	3	MT AA 30	**666412**	1
Frequency meter	45 ... 65Hz	0.5	1	3	MT AF	**666415**	1
Hour counter	230V/50Hz	-	1	2	MT AH	**666416**	1
	110V/50Hz	-	1	2	MT AH 110	**666431**	1
	24V/50Hz	-	1	2	MT AH 24	**666432**	1

GE YATRON 日騰
Authorized P.B / Distributor | Intelligence Makes The Dream Come True | WWW.YATRON.COM.CN

Series MT - Digital measurement instruments

	Scale	Accuracy	Number of phases	Number of modules	Cat. No.	Ref. No.	Pack.
Volt meter	500V	0.5% ± 2 dig	1	2	MT DV 500 2M	**666670**	1
Ammeter	5A	0.5% ± 2 dig	1	2	MT DA 5 2M	**666671**	1
Ammeter and Voltmeter	5A	0.5% ± 2 dig	1	2	MT DA DV 52M	**666674**	1
Frequency meter	40 ... 80Hz	0.3% ± 1 dig	1	2	MT DF 2M	**666673**	1
Watt meter	9,99 W	1% ± 2 dig	1	2	MT DW 110	**667214**	1
	999 W	1% ± 2 dig	3	2	MT DW 11000	**667215**	1
Multifunction relays	1-phase: V, A, W, cosφ, energy meter KWh, hour counter with buzzer alarm, priority relay. AC/DC supply	0.5%	1	2	MTDNPRI1	**666448**	1
	3-phase: V, A, W, cosφ, Hz (F-F; F-N; A in neutral); kWh (imp-exp); hour counter; phase sequence; phase-neutral asymmetric phase-neutral voltage, AC/CC supply.	0.5%	3+N	2	MTDNPRI3	**666449**	1
Energy meter	5(30)A	2	1	1	MT DE 1 1M	**666675**	1
	5(32)A	2	1	2	MT DE 1I 32A	**666434**	1
	5A	2	3+N	4	MT DE 3NI5A	**666452**	1
	5A	2	3	4	MT DE 3I O	**666676**(1)	1
	63A	2	1	2	MT DE 1I 63A	**666450**	1
	63A	2	3+N	4	MT DE 3N I 63A	**666631**	1
Net analyser	5A	1	3(+N)	6	MT DN 3L	**666451**	1(2)
	V A W Var Hz VA cosφ h_1...h_{15}% kwh 4 tarifs kwhr 4 tarifs MODBUS						
Digital-multimeter	5A (x/5A)	1.5	3+N	4	MT DN 3R 4M	**666453**	1
	V A W VA Var Hz kWh cosφ						

(1) Only for net 3P+N
(2) Oscilloscope function

New

Series MT - Current transformer



Scale	Accuracy	Power (VA)	Type	Cat. No.	Ref. No.	Pack.
40/5A	3	2	TAM 1D	MT CT 40	**666381**	1
50/5A	3	2	TAM 1D	MT CT 50	**666383**	1
60/5A	3	2	TAM 1D	MT CT 60	**666385**	1
80/5A	3	3	TAM 1D	MT CT 80	**666387**	1
100/5A	1	2	TAM 3D	MT CT 100	**666375**	1
150/5A	1	3	TAM 3D	MT CT 150	**666377**	1
200/5A	1	3	TAM 3D	MT CT 200	**666378**	1
250/5A	0.5	2	TAM 3D	MT CT 250	**666379**	1
300/5A	0.5	2	TAM 3D	MT CT 300	**666380**	1
400/5A	0.5	3	TAM 3D	MT CT 400	**666382**	1
500/5A	0.5	10	TAM 4D	MT CT 500	**666384**	1
600/5A	0.5	10	TAM 4D	MT CT 600	**666386**	1
800/5A	0.5	10	TAM 6	MT CT 800	**666388**	1
1000/5A	0.5	10	TAM 6	MT CT 1000	**666376**	1
1200/5A	0.5	-	-	MT CT 1200	**666677**	1
1500/5A	0.5	-	-	MT CT 1500	**666678**	1
2000/5A	0.5	-	-	MT CT 2000	**666679**	1

Interchangeable Ammeter scaleplates

40/5A	-			MT SP 40	**666395**	10
50/5A	-			MT SP 50	**666397**	10
60/5A	-			MT SP 60	**666399**	10
80/5A	-			MT SP 80	**666401**	10
100/5A	-			MT SP 100	**666389**	10
150/5A	-			MT SP 150	**666391**	10
200/5A	-			MT SP 200	**666392**	10
250/5A	-			MT SP 250	**666393**	10
300/5A	-			MT SP 300	**666394**	10
400/5A	-			MT SP 400	**666396**	10
500/5A	-			MT SP 500	**666398**	10
600/5A	-			MT SP 600	**666400**	10
800/5A	-			MT SP 800	**666402**	10
1000/5A	-			MT SP 1000	**666390**	10

Accessories

RS485 to RS232 signal converter

	Number of phases	Number of modules	Cat. No.	Ref. No.	Pack.
	-	2	MT RSC	**666404**	1

Selector switch



Amperage	3	3	MT S 4	**666405**	1
Voltage	3	3	MT S 7	**666406**	1

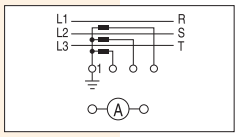

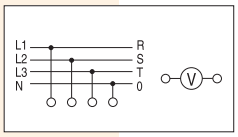

GE YATRON 日騰
Authorized P.B / Distributor | Intelligence Makes The Dream Come True | WWW.YATRON.COM.CN

Priority and sequence phase relays

Series PR

Applications

In some installations the maximum power is limited by the contracted power with the electricity company. If this contracted power is surpassed, the main MCB of the installation opens. Priority relays are used in order to avoid the opening of the main MCB.
A similar case, for exemple, would be an installation where new loads would be added without changing the installation (cable sizes, MCB's...). In this case a priority relay will be installed before the non priority load that would be disconnected when the contracted or limited power is surpassed. Priority... disconnected. The priority relay will realise that the installation total load will come back to be lower than its..., the non priority load will come back to be connected.

Function

Priority relays offer the possibility to limit the energy consumption in installations with a defined maximum power. This limitation is getting measuring the installation total current continuously and in the case consumption would be higher then fixed value, priority relay would disconnect the non-priority load.

Characteristics

Priority relay can work in nets with nominal power of 6 kW if we make a direct connection or higher if we use a current transformer to connect the priority relay to the net. In each case priority relay could be able to disconnect loads with a nominal power from 0 to 6kW or from 0% to 100% when current transformer is used.

Standard/Marking

IEC 61095 CE

Performance

	Priority Relay Series PR
Nominal Voltage Un	*230V*
Maximum nominal current	32A direct, 5A with current transformer
Nominal current	2...32A
Compact capacity	Pozidriv 1/2x2.5mm² or 1x6mm²
Contact type	NC or NO
Work temperature	-20...+55°C
Work area	0 to 7 kW
Fixed delay time	0.5sc
Isolation tension (contact-coil)	2.5 kV
Isolation class	II
IP	IP20
Electrical endurance	100,000 ops.
Mechanical endurance	1,000,000 ops.
Maximum changeover frequency	750 ops./h

Dimensions pg D.48

Series PR - Priority relay

1 NO

1 NC

Output number	Module number	Contact	Cat. No.	Ref. No.	Pack.
1	2	1NO	PRI 10	**666445**	1
1	2	1NC	PRI 01	**666446**	1

Direct insertion

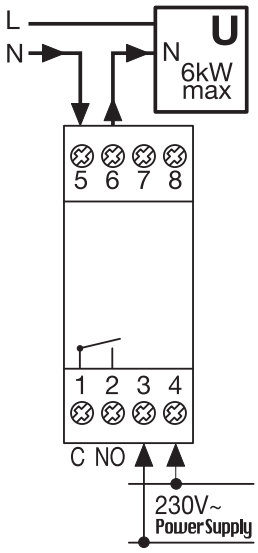

C-T / 5A insertion

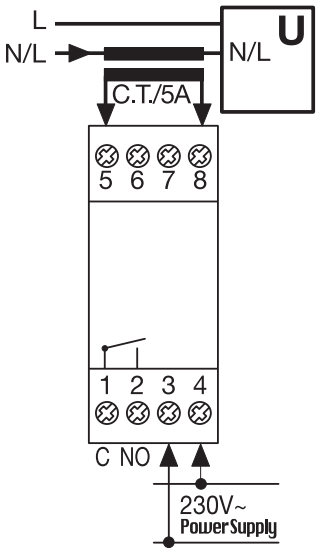

Controls and sequence phase relays

Functions number	Module number	Contact	Cat. No.	Ref. No.	Pack.
2	2	1CO	MTAP 3N2F	**666690**	1
4	3	1CO	MTAP 3N	**666433**	1

Functions	Min. voltage value range	Ref. No.
Phases sequence Phases presence	-	**666690**
Phases sequence Phases presence Neutral presence Min. voltage control	70-100%	**666433**

GE YATRON 日騰
Authorized P.B / Distributor | Intelligence Makes The Dream Come True | WWW.YATRON.COM.CN

Surge Arresters

SurgeGuard

Functions

Protection of an electrical installation and all electrical and electronic devices connected to this installation against destructive surges. Such voltage surges can be generated by lightning induced currents, by network polluting devices (such a motors, frequency converters, dimmers, etc..) and by power supply networks switching operations.

Standards

IEC 61643-I
IEC 61643-II
DIN VDE 0675-6
NF C61-740
BS 6651

Marking

CE

Applications

Surge arresters cover the protection of home appliances (TV, Hifi, VCR, laundry machine, dishwasher...), commercial building equipment (computer, data networks, intrusion and alarm systems, access control and building automation systems), but also industrial equiment (PLC, instrumentation, medical apparatus, monitoring devices) and even the protection of entire off-shore drilling platforms.

Features

- The line of surge arresters includes a full range of compact protectors for installation on DIN rail. The SPD's are especially designed to provide complete and effective protection against surges, protecting equipment and property connected to the low voltage network.
- The range includes Class I/B 15 kA to 100 kA surge arresters in 10/350 ms wave form, and Class II/C surge arresters with different discharge capacities: 15 kA, 40 kA and 100 kA in wave form 8/20 ms. Class II SPD's for DC photo-voltaic applications, communication and TV lines are also available. The most suitable value will be selected according to the type of installation, premises and equipments to be protected.
- Several different formats one pole, single phase, two phase and three phases are available for all types of electrical net systems: TT, TN-S, TN-C, IT.
- Additionally, dedicated versions for temporary overvoltage (TOV) are included in the offer.
  TOV is a voltage peak of hundreds of volts for an indeterminate period due to the unbalance of the network (normally caused by neutral fault).

New

Parameters

Impulse current (Iimp)
This is the peak current that the SPD can withstand without failing. The waveform of the applied current is normalised as 10/350 µs, used in Class I SPD.

Maximum discharge current (Imax)
This is the peak current it can withstand in a single pulse without failing. The waveform of the applied current is normalised as 8/20 µs. Used in Class II SPD.

Nominal discharge current (In)
This is the current that the device is capable of shunting to ground at least 20 times without failing.

Level of protection (Up)
This is the parameter that characterises the action of the protection device against surges by limiting the voltage between its terminals. It must be less than the surge withstand capacity given by the category of the equipment to be protected. However, if the protector is far from the equipment to be protected it may be necessary to use additional protectors.

Maximum continuous operating voltage Umax (Uc)
This is the maximum AC or DC voltage which may be continuously applied to the terminals of the SPD.

Performance

	SA BLOCK I	SA BLOCK I&II	SA PLUGIN II single phase	SA PLUGIN II multi-phase	SA BLOCK II single phase	SA BLOCK II multi-phase
Energy impulse wave	10/350µs	10/350µs and 8/20µs	8/20µs	8/20µs	8/20µs	8/20µs
Response time	<100ns	<100ns	<25ns	<25ns	<25ns	<25ns
Thermal fuse	no	yes	yes	yes	yes	yes
Thermal fuse healty indication	no	yes	yes	yes	yes	yes
Nominal voltage	230V or 400V	230V or 400V	230V or 400V	230V or 400V	230V or 400V	230V or 400V
Frequency	50/60Hz	50/60Hz	50/60Hz	50/60Hz	50/60Hz	50/60Hz
Useable in networks	TT, TN-S, TT, IT	TT, TN-S, TT, IT	TT, TN-S, TT, IT	TT, TN-S	TT, TN-S, TT, IT	TT, TN-S
Operating temperature	-40°C...+80°C	-40°C...+80°C	-40°C...+75°C	-40°C...+75°C	-40°C...+80°C	-40°C...+80°C
Screws	Pozidriv 3	Pozidriv 3	Pozidriv 3	Pozidriv 3	Pozidriv 3	Pozidriv 3
Terminal capacity: min	6mm²	6mm²	6mm²	6mm²	6mm²	6mm²
max (flexible/rigid)	35/50mm²	25/35mm²	25/50mm²	25/50mm²	25/35mm²	25/35mm²

GE YATRON 日騰
Authorized P.B / Distributor | Intelligence Makes The Dream Come True | WWW.YATRON.COM.CN

SurgeGuard - Surge Arresters - Class I/B

The surge arresters have the capacity to divert excess energy for low voltage line protection.
Class I surge arresters should be installed in areas at high risk from direct lightning strike discharge.

Single phase

TT, TN-S
TN-C, IT

Iimp	In	Up	Up (L-N)	Up (N-PE)	Umax	No. of poles	Auxiliary contact	No. modules	Cat. No.	Ref. No.	Pack
35kA	-	4000V	-	-	255V	1P	-	1	SA BLOCK I 35	**667470**	1
100kA	-	4000V	-	-	255V	1P	-	1	SA BLOCK I 100 N	**667471**	1
100kA	100kA	-	-	-	500V	1P	-	1	SA BLOCK I PC	**667472**	1

SurgeGuard - Surge Arresters - Class I and II

The surge arrester can operate as a Class I and Class II protection in accordance with the IEC 61643-11 Class I/B and Class II/C integrated in only one device. Used in main panelboards (incomer of installations) with high risk from direct lightning strike discharge. Decoupling coils not needed

Single phase

TT, TN-S
TN-C, IT

Iimp Class I/Class II	In Class II	Up	Up (L-N)	Up (N-PE)	Umax	No. of poles	Auxiliary contact	No. modules	Cat. No.	Ref. No.	Pack
15kA / 100kA	30kA	1300V	-	-	275V	1P	-	2	SA BLOCK I&II 100	**667486**	1
30kA / 100kA	60kA	1500V	-	-	275V	1P	-	2	SA BLOCK I&II 100N	**667487**	1

SurgeGuard - Surge Arresters - Class II

The Class II protection is the most frequently used because it offers high protection and is compatible with most equipments.

Single phase plug-in (base+module)

TT, TN-S
TN-C, IT

Iimp	In	Up	Up (L-N)	Up (N-PE)	Umax	No. of poles	Auxiliary contact	No. modules	Cat. No.	Ref. No.	Pack
15kA	5kA	1200V	-	-	280V	1P	-	1	SA PLUGIN II 15/230	**667500**	1
15kA	5kA	1300V	-	-	440V	1P	-	1	SA PLUGIN II 15/400	**667501**	1
40kA	20kA	1300V	-	-	280V	1P	-	1	SA PLUGIN II 40/230	**667502**	1
40kA	20kA	1300V	-	-	280V	1P	1CO	1	SA PLUGIN II 40/230 C	**667504**	1
40kA	20kA	1900V	-	-	440V	1P	-	1	SA PLUGIN II 40/400	**667503**	1
40kA	20kA	1900V	-	-	440V	1P	1CO	1	SA PLUGIN II 40/400 C	**667505**	1
60kA	30kA	1500V	-	-	255V	1P	-	1	SA PLUGIN II 60 NGND	**667511**	1

Multi-phase plug-in (base+module)

TT
TN-S

40kA	20kA	-	1300V	1500V	280V	2P	-	2	SA PLUGIN II 40/230 LNE	**667506**	1
40kA	20kA	-	1300V	1500V	440V	4P	-	4	SA PLUGIN II 40/230 3L+NE	**667507**	1

Single phase monobloc

TT, TN-S
TN-C, IT

15kA	5kA	1200V	-	-	275V	1P	-	1	SA BLOCK II 15/230	**667473**	1
15kA	5kA	1200V	-	-	275V	1P	1CO	1	SA BLOCK II 15/230 C	**667475**	1
15kA	5kA	1800V	-	-	420V	1P	-	1	SA BLOCK II 15/400	**667474**	1
15kA	5kA	1800V	-	-	420V	1P	1CO	1	SA BLOCK II 15/400 C	**667476**	1
15kA	5kA	850V	-	-	255V	1P	-	1	SA BLOCK II 15N	**667481**	1
40kA	15kA	1300V	-	-	275V	1P	-	1	SA BLOCK II 40/230	**667477**	1
40kA	15kA	1300V	-	-	275V	1P	1CO	1	SA BLOCK II 40/230 C	**667479**	1
40kA	15kA	1800V	-	-	420V	1P	-	1	SA BLOCK II 40/400	**667478**	1
40kA	15kA	1800V	-	-	420V	1P	1CO	1	SA BLOCK II 40/400 C	**667480**	1
40kA	20kA	1200V	-	-	275V	1P	-	1	SA BLOCK II 40N	**667482**	1

Multi-phase monobloc

TT
TN-S

Common and differential mode protection											
15kA	5kA		1200V	1500V	275V	2P	-	1	SA BLOCK II 15LN	**667483**	1
15kA	5kA		1200V	1500V	275V	2P	-	2	SA BLOCK II 15/230 LNE	**667488**	1
40kA	15kA		1300V	1500V	275V	2P	-	2	SA BLOCK II 40/230 LNE	**667490**	1
15kA	5kA		1200V	1500V	440V	4P	-	4	SA BLOCK II 15/400 3L+NE	**667494**	1
40kA	15kA		1300V	1500V	440V	4P	-	4	SA BLOCK II 40/400 3L+NE	**667496**	1
Common mode protection											
15kA	5kA	1200V	-	-	275V	2P	-	2	SA BLOCK II 15/230 LLE	**667489**	1
40kA	15kA	1300V	-	-	275V	2P	-	2	SA BLOCK II 40/230 LLE	**667491**	1
15kA	5kA	1200V	-	-	440V	4P	-	4	SA BLOCK II 15/400 4L/NE	**667495**	1
40kA	15kA	1300V	-	-	440V	4P	-	4	SA BLOCK II 40/400 4L/NE	**667497**	1
40kA	15kA	1300V	-	-	440V	4P	1CO	4	SA BLOCK II 40/400 4L/NE C	**667498**	1

New

SurgeGuard - Surge Arresters - Class II

Protection for (DC) photovoltaic applications	Iimp	In	Up	Up (L-N)	Up (N-PE)	Umax	No. of poles	Auxiliary contact	No. modules	Cat. No.	Ref. No.	Pack
	40kA	15 kA	2600V	-	-	600Vdc	2P	-	2	SA PHOT 600V	**667508**	1
	40kA	15kA	3800V	-	-	1000Vdc	2P	-	2	SA PHOT 1000V	**667509**	1

The Protective devices should be installed for sensitive equipment both in home and industries.

For communication lines (telephone, modem, router, alarminstallations, home automation)	Imax	In	Up	Up (L-N)	Up (N-PE)	Umax	fg Bandwidth	protection type	No. modules	Cat. No.	Ref. No.	Pack
	10kA	5kA	200V	-	-	180V	3MHz	1 par	1	SA BLOCK ADSL	**667484**	1
For coax cables (radio frequency signals, TV, cameras, receivers, satelite, ...)	20kA	10kA	600V	-	-	230V	3GHz	BNC	-	SA TV	**667510**	1

Accessories

Class II - Replacement mod. for plug-in versions	Imax	In	Up (L-PE)	Umax	No. of poles	Auxiliary contact	No. modules	Cat. No.	Ref. No.	Pack
	15kA	5kA	1200V	280V	1P	-	1	SA MODULE 15/230	**667512**	1
	15kA	5kA	1300V	440V	1P	-	1	SA MODULE 15/400	**667513**	1
	40kA	20kA	1200V	280V	1P	-	1	SA MODULE 40/230	**667514**	1
	40kA	20kA	1300V	440V	1P	-	1	SA MODULE 40/400	**667515**	1
	60kA	20kA	1500V	255V	1P	-	1	SA MODULE 60 NGND	**667516**	1

Decoupling coil	Imax	In	Up (L-PE)	Umax	No. of poles	Auxiliary contact	No. modules	Cat. No.	Ref. No.	Pack
	-	35A	-	-	1P	-	2	SA C35	**667492**	1
	-	63A	-	-	1P	-	4	SA C63	**667499**	1

TELE OV - Temporary overvoltage protection (TOV)

Temporally overvoltage protection	In	Ua L-N	Tripping time (Ua)	(400V)	Un	No. of poles		No. modules	Cat. No.	Ref. No.	Pack
	MCB's	254V	<4s	<0,5s	230V	2		1	TELE OV 230	**667485**	1
	MCB's	254V	<4s	<0,5s	400V	4		2	TELE OV 400	**667493**	1

Connection scheme Tele OV

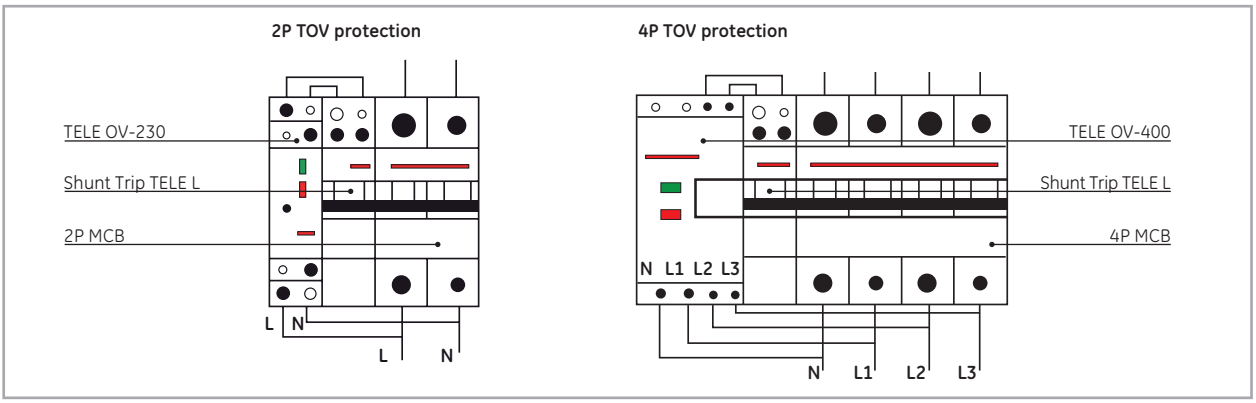

New

Terminal capacity

Impulse switches - Pulsar S

Impulse switches

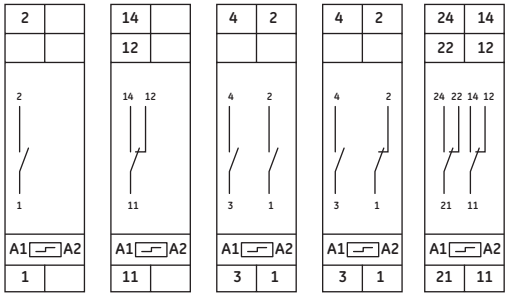

1 NO 1 CO 2 NO 1 NO 1 NC 2 CO

Add-on power contact

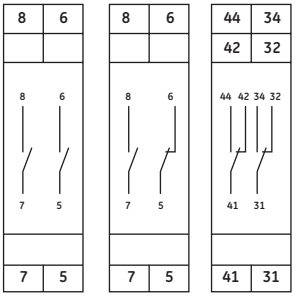

2 NO 1 NO 1 NC 2 CO

Step by step multi circuit

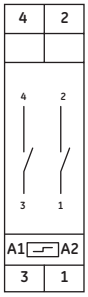

2 NO

All-in central command

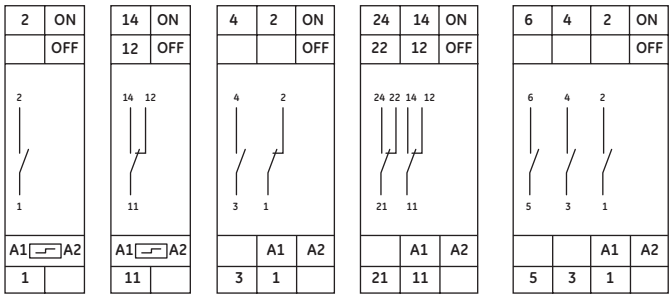

1 NO 1 CO 2 NO 2 CO 3NO

Permanent use

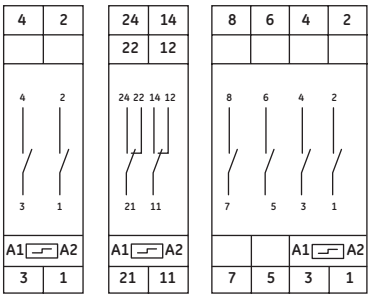

2 NO 2 CO 4 NO

Add-on auxiliary contact

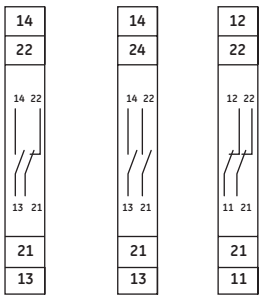

1 NO 1 NC 2 NO 2 NC

Relays - Contax R

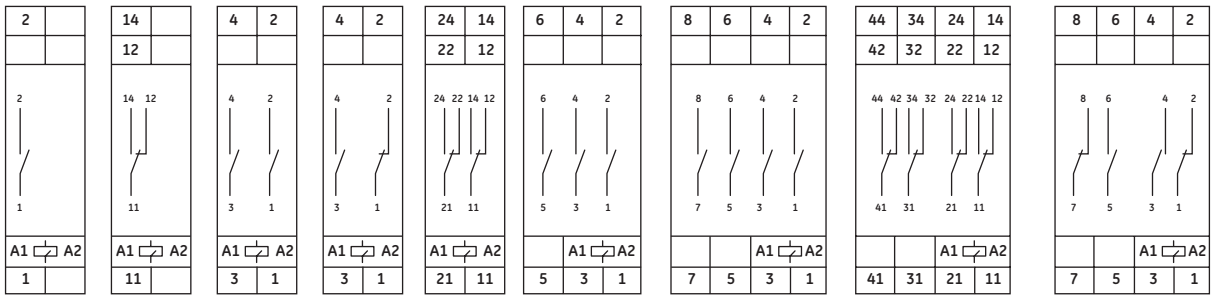

Staircase switches - Pulsar TS

Staircase switch

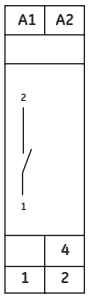

Dimmer for staircase switch



Time-delay impulse relay

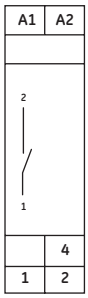

Time relays - Pulsar T

PLT AS

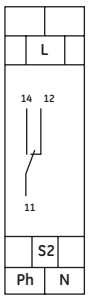

PLT 16A

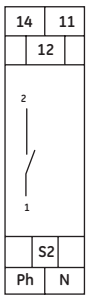

GE YATRON 日騰
Authorized P.B / Distributor | Intelligence Makes The Dream Come True | WWW.YATRON.COM.CN

Dimensional drawings

Mains disconnect switches - Aster



Switches - Aster

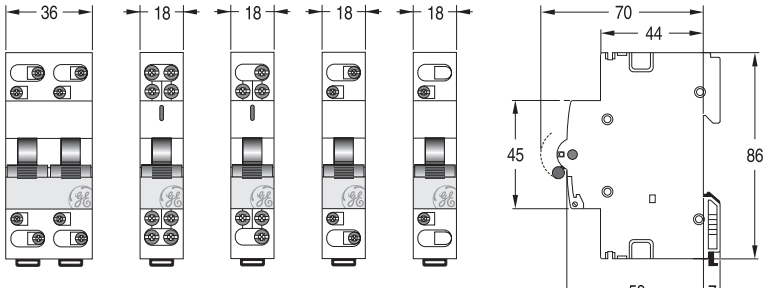

Rotary switches - Aster

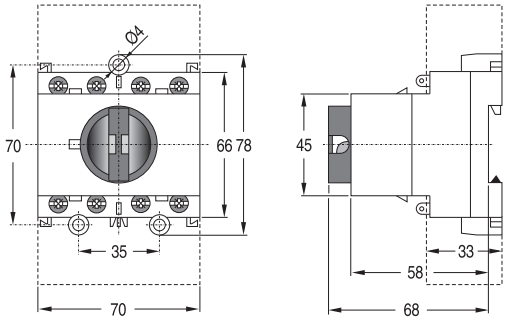

Switches with signal lamp - Aster

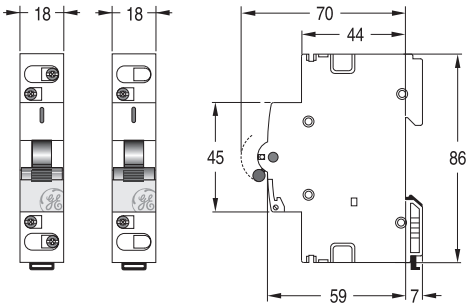

Push-buttons - Aster

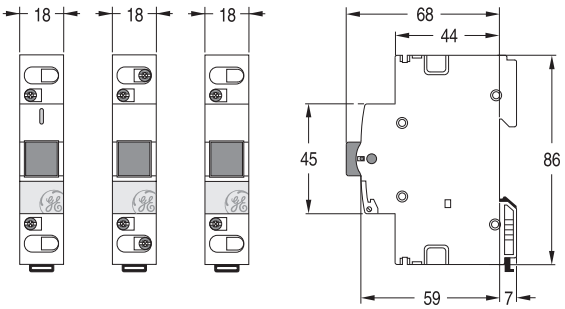

Indication lamp - Aster

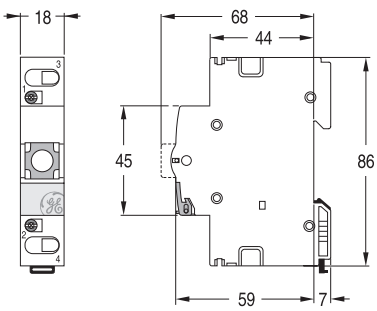

Socket-outlet - Series MSC

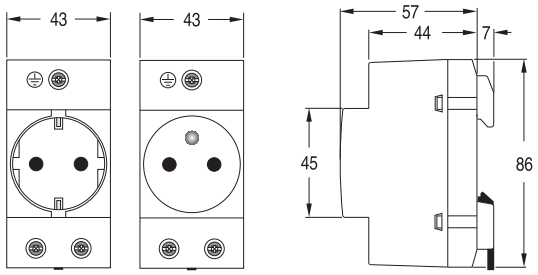

Contactors - Contax

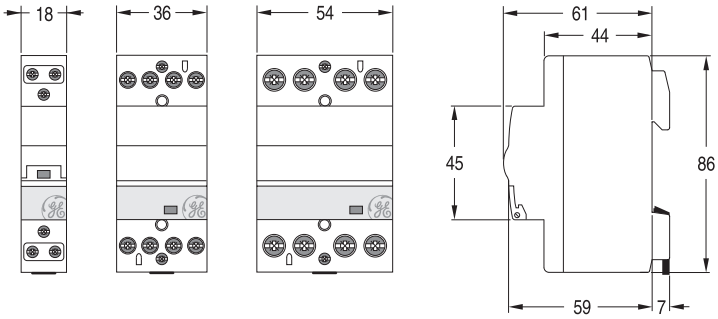

Contactors Day and Night - Contax

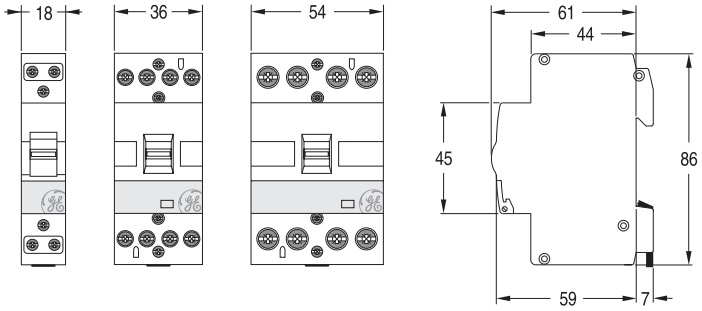

Contactors - Auxiliary contact

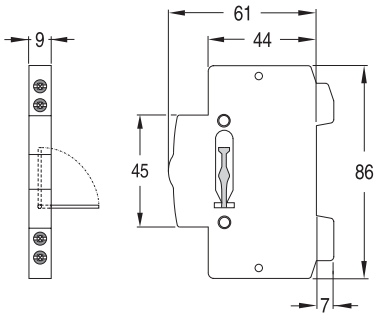

Contactors - Spacer

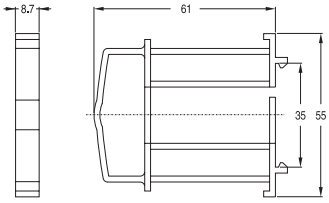

GE YATRON 日騰
Authorized P.B / Distributor | Intelligence Makes The Dream Come True | WWW.YATRON.COM.CN

Dimensional drawings

Relays - Contax R

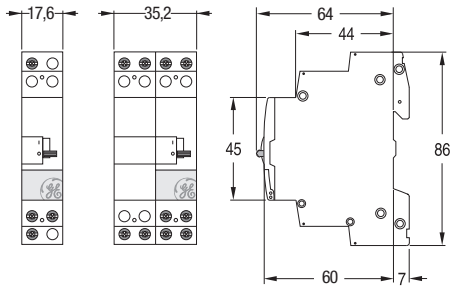

Impulse switches - Pulsar S

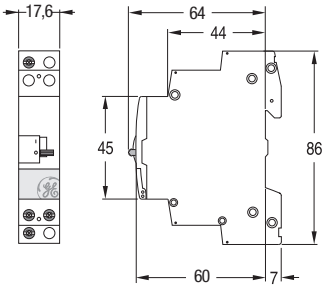

Impulse switches - Pulsar S

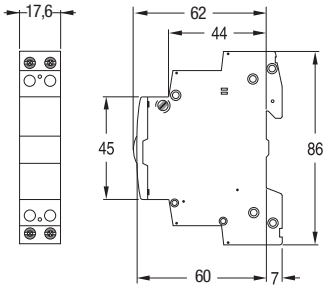

Impulse switches - Pulsar S

Step by step multi circuit

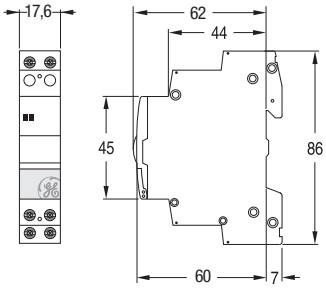

All-in central command - Pulsar S

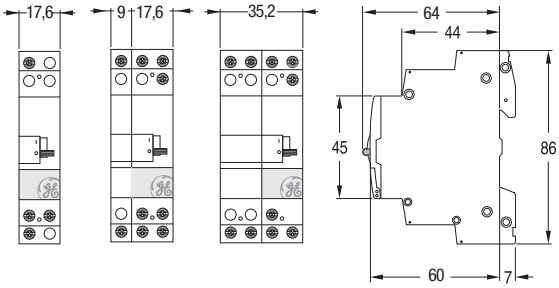

Add-on auxiliary contact - Pulsar S

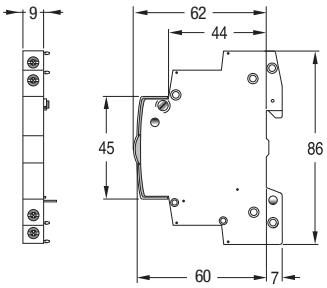

Capacity module - Pulsar S

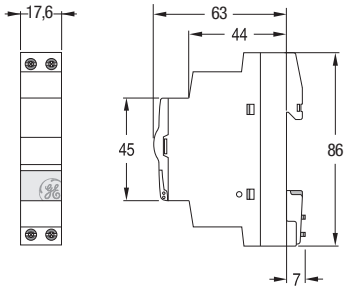

Central command - Pulsar S

Multilevel central control module

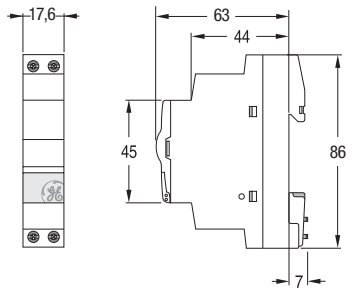

SurgeGuard safety module

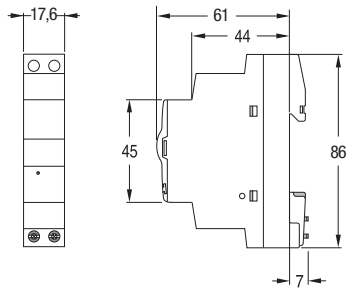

Spacer - Pulsar S

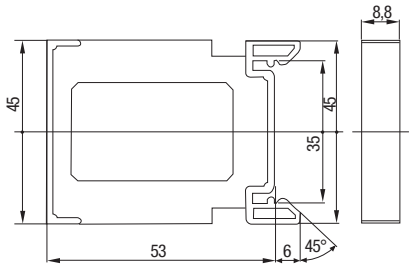

Staircase switches - Pulsar TS

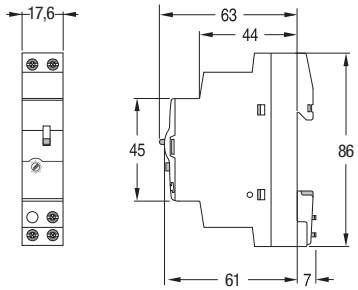

Dimmer - Pulsar TS

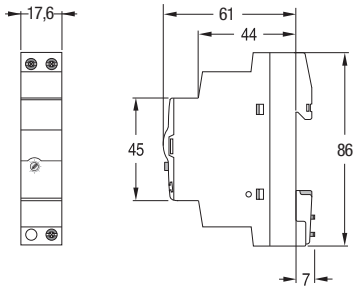

Time-delay impulse relay - Pulsar TS

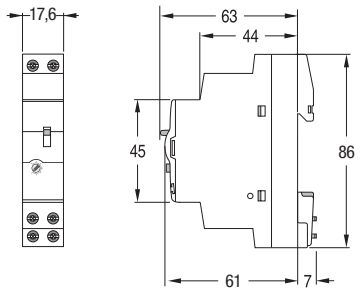

Time relays - Pulsar T

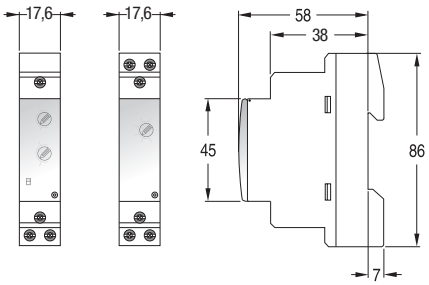

GE YATRON 日騰
Authorized P.B / Distributor | Intelligence Makes The Dream Come True | WWW.YATRON.COM.CN

Dimensional drawings

Analogue time switches - Classic

1 module

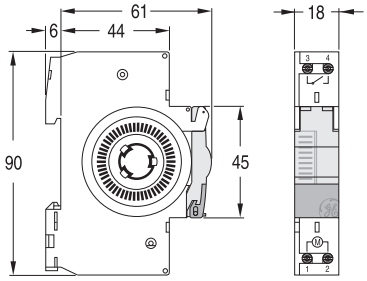

3 & 6 modules

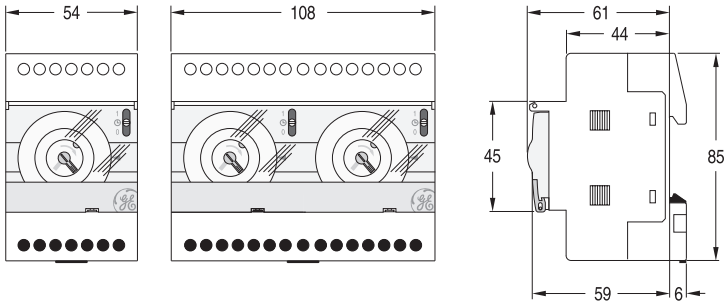

Digital time switches - Galax

1 module

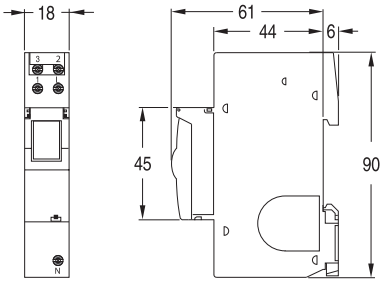

2 & 6 modules

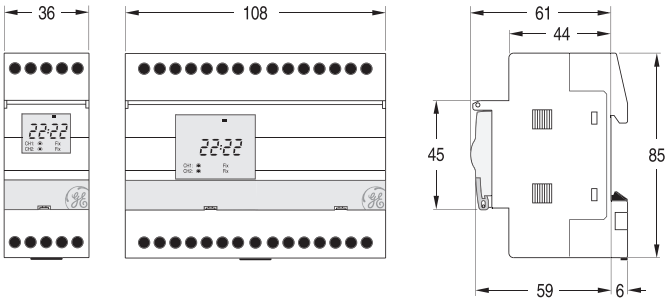

Light sensitive switch 1 module - Galax LSS

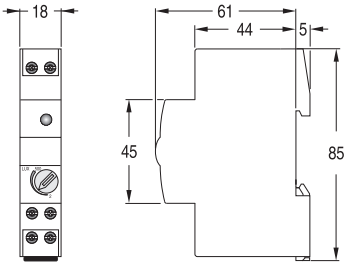

Light sensitive switches 3 mod. - Galax LSS

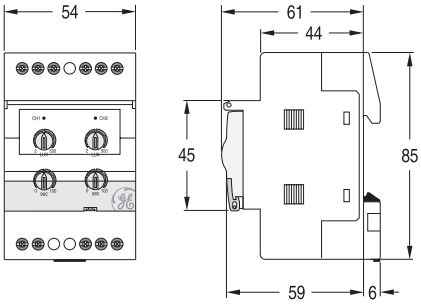

Time Switches - 72x72 Classic and Galax

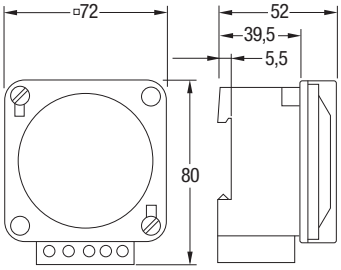

Light sensitive switch photocell incorporated

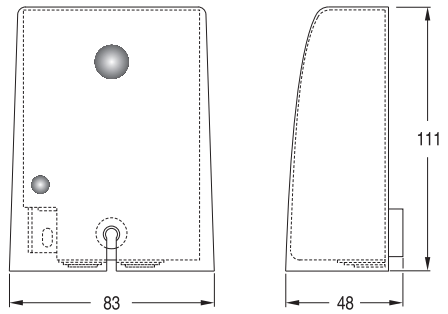

Light sensitive switches - Photocell

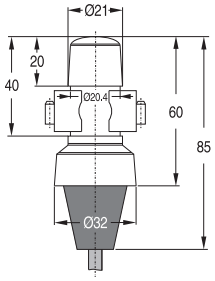

Bell transformers - Series T

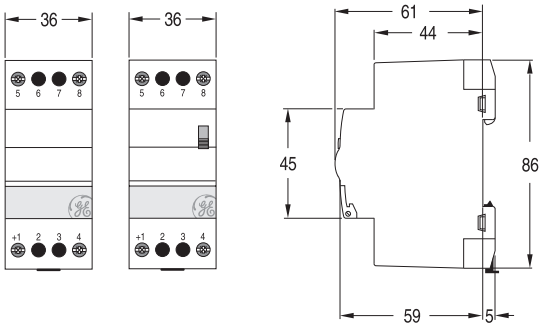

Safety transformers - Series T

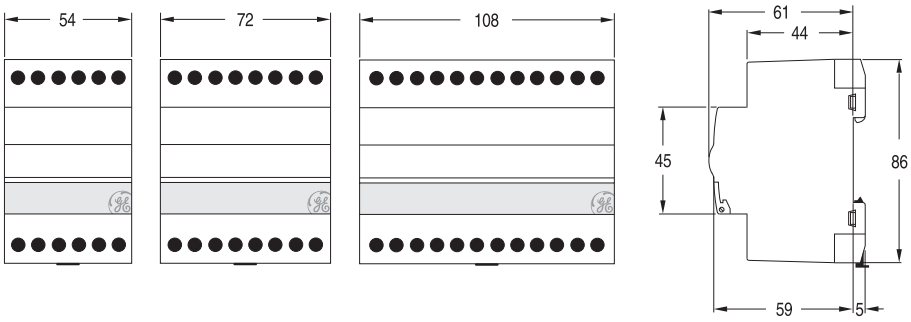

Buzzers and bells - Series T

1 module

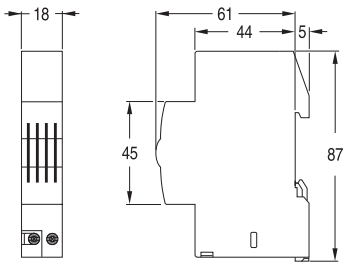

GE YATRON 日騰
Authorized P.B / Distributor | Intelligence Makes The Dream Come True | WWW.YATRON.COM.CN

Dimensional drawings

Analogue measurement instruments - Series MT

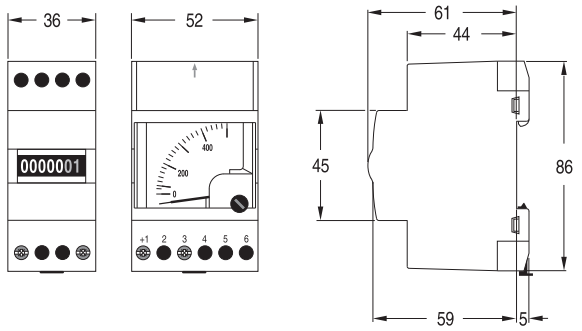

Digital measurement instruments - Series MT

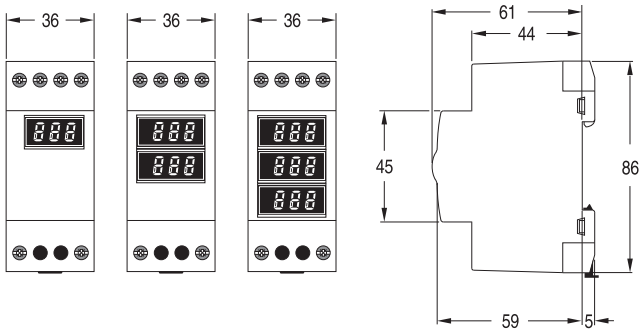

Energy meter - Series MT

1 module

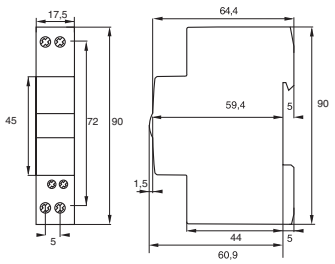

2 modules

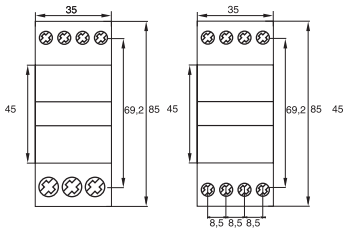

4 modules

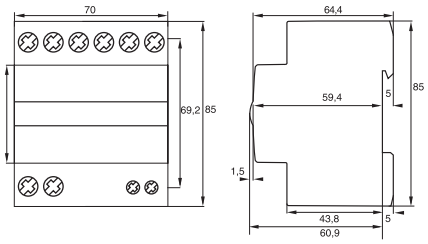

Network analyser - Series MT

6 modules

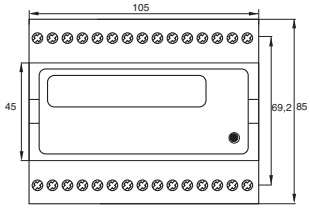

8 modules

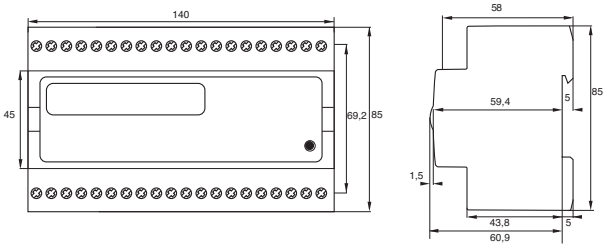

Current transformer - Series MT

40 up to 80A

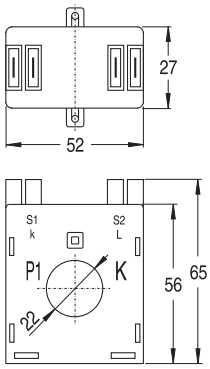

100 up to 400A

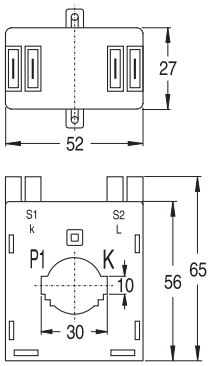

500 and 600A

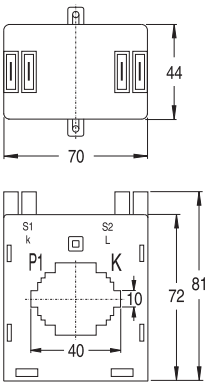

800A

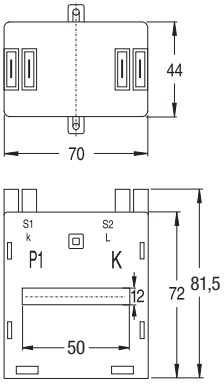

1000 and 2000A

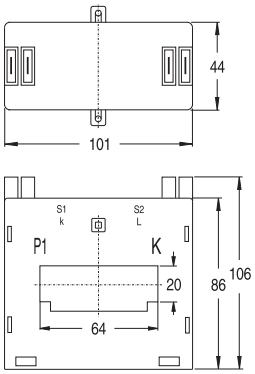

Signal converter - Series MT

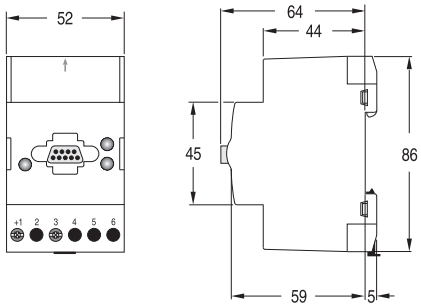

Selector switch - Series MT

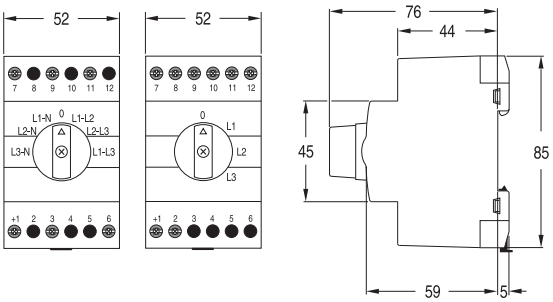

GE YATRON 日騰
Authorized P.B / Distributor | Intelligence Makes The Dream Come True | WWW.YATRON.COM.CN

Dimensional drawings

Surge arresters - SurgeGuard

SA BLOCK, SA PHOT x 2 MODULES, SA BLOCK ADSL, SA C

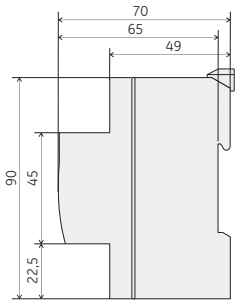

Surge arresters - SurgeGuard

Plug-in types

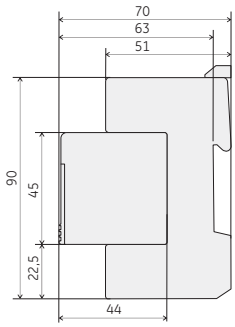

Surge arresters - SurgeGuard

SA BLOCK II 15 LN

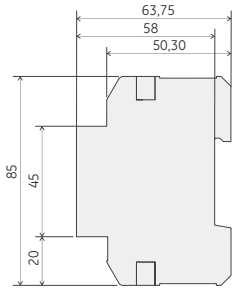

Surge arresters - SurgeGuard

For coax cables

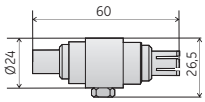

Surge arresters - SurgeGuard

TELE OV - Overvoltage protection

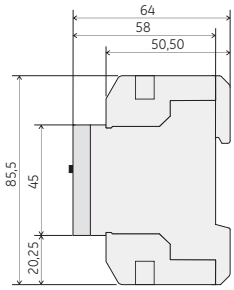

E.2 VBS-Busbar system
E.3 Insulated pin type busbars
E.4 Insulated fork type busbars
E.5 Accessories

New
Unibis™ - Busbar system
E.6 Rails for compact MCB's - Unibis™
E.7 Busbar system - Unibis™

E.8 Insulated busbars
E.10 Dimensional drawings

GE YATRON 日騰
Authorized P.B / Distributor | Intelligence Makes The Dream Come True | WWW.YATRON.COM.CN



VBS-Busbar system

Rails







Technical data

Rail		copper (oxygen free)
Insulation strip		plastic
	(°C)	heat resistant (> 96)
		self extinguishing V - O
Dielectric strength	(kV/mm)	to DIN 53481/1.2 (36)
Short-circuit resistance	(kA)	25 (100A fuse)
Climate proofing		to IEC 68-2
Creepage resistance/tracking index		to IEC 112
Insulation group to BS EN 60439-1	(V)	group C, 400

Load values in A (Ith)

Polarity	**1 pole**			
Connection	**side**		**middle**	
Section (mm²)	*Ith (A)*	*K (mm²)*	*Ith (A)*	*K (mm²)*
10 isolated	80	10	100	25
12 non isolated	90	16	110	35
16 non isolated	110	25	130	35
24 non isolated	160	25	180	2x25
36 non isolated	200	35	220	2x35

Polarity	**n poles**			
Connection	**side**		**middle**	
Section (mm²)	*Ith (A)*	*K (mm²)*	*Ith (A)*	*K (mm²)*
10 isolated	80	16	100	25
16 isolated	120	25	130	35

K = section of the connection wire

n = 2P, 1P + N, 3P, 3P + N, 4P

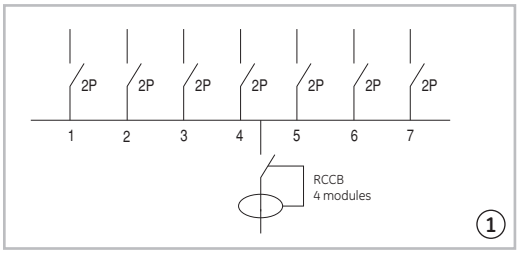

Insulated pin type busbar, with circuit indicator

			Ref. No.	Pack.
Supply: 1P **Distribution: 1P MCB's**				
	10 mm²	12 x 1P	**644819**	25
	10 mm²	56 x 1P	**644820**	10
	16 mm²	56 x 1P	**544193**	10



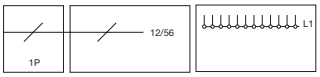

Supply: 2P or 1P + N **Distribution: 1P or 2P MCB's** **RCCB's 2P**				
	10 mm²	14 x 1P or 7 x 2P	**644831**	25
	10 mm²	18 x 1P or 9 x 2P	**644832**	25
	10 mm²	56 x 1P or 28 x 2P	**644833**	20
	16 mm²	56 x 1P or 28 x 2P	**546139**	20



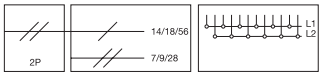

Supply: 3P **Distribution: 1P - 2P - 3P MCB's**				
	10 mm²	12 x 1P or 6 x 2P or 4 x 3P	**644842**	25
	10 mm²	18 x 1P or 9 x 2P or 6 x 3P	**644843**	25
	10 mm²	57 x 1P or 28 x 2P or 19 x 3P	**546142**	20
	16 mm²	57 x 1P or 28 x 2P or 19 x 3P	**546143**	20



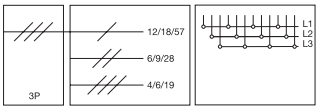

Supply: 3P + N **Distribution: 3P + N / 4P MCB's** **RCCB's 4P**				
	10 mm²	14 x 3P + N or 4P	**644851**	15
	16 mm²	14 x 3P + N or 4P	**546130**	15



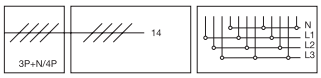

Supply: 3P + N **Distribution: 2P MCB's** **RCCB's 2P**				
	10 mm²	27 x 2P	**644855**	15
	16 mm²	27 x 2P	**644857**	15
	10 mm²	Connection between MCB or RCCB 4 modules and 7 x 2P MCB's (see drawing ① and photo ① on page E.2)	**644859**	25



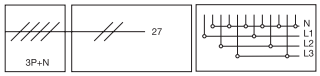

More technical data ● website
Dimensions ● pg E.10

GE YATRON 日騰
Authorized P.B / Distributor | Intelligence Makes The Dream Come True | WWW.YATRON.COM.CN

Insulated fork type busbar, with circuit indicator

			Ref. No.	Pack.
Supply: 1P **Distribution: 1P MCB's**	10 mm^2	12 x 1P	**644821**	25
	10 mm^2	56 x 1P	**546187**	10
	16 mm^2	56 x 1P	**544188**	10

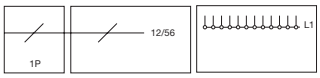

Supply: 2P or 1P + N **Distribution: 1P or 2P MCB's** **RCCB's 2P**	10 mm^2	14 x 1P or 7 x 2P	**644834**	25
	10 mm^2	18 x 1P or 9 x 2P	**644835**	25
	10 mm^2	56 x 1P or 28 x 2P	**544191**	20
	16 mm^2	56 x 1P or 28 x 2P	**546227**	20

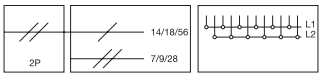

Supply: 3P **Distribution: 1P - 2P - 3P MCB's**	10 mm^2	12 x 1P or 6 x 2P or 4 x 3P	**644845**	25
	10 mm^2	18 x 1P or 9 x 2P or 6 x 3P	**644846**	25
	10 mm^2	57 x 1P or 28 x 2P or 19 x 3P	**546229**	20
	16 mm^2	57 x 1P or 28 x 2P or 19 x 3P	**546230**	20



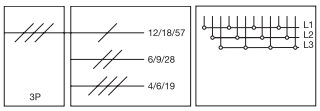

Supply: 3P + N **Distribution: 3P + N / 4P MCB's** **RCCB's 4P**	10 mm^2	14 x 3P + N or 4P	**644852**	15
	16 mm^2	14 x 3P + N or 4P	**546234**	15



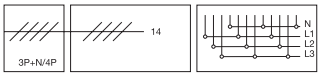

Supply: 3P + N **Distribution: 2P MCB's** **RCCB's 2P**	10 mm^2	27 x 2P	**644856**	15
	16 mm^2	27 x 2P	**544192**	15

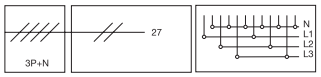

Busbars

			Ref. No.	Pack.
End cap	10mm²/16mm²	for 1P busbars	**644891**	10
	10 mm²	for 2P busbars	**644812**	10
	10 mm²	for 3P busbars	**644813**	10
	16 mm²	for 2P and 3P busbars	**644814**	10
	10 and 16 mm²	for 4P busbars	**629867**	10
Insulating strip		Insulating strip for forks or pins, length 1 m	**644815**	10

Non insulated busbars

Pin type	10 mm²	For 56 x 1P MCB's	**644823**	
Fork type	10 mm²	For 56 x 1P MCB's, folded 90°	**644824**	
Connector clamps	25 mm²	Axial, 25 mm² pin type, insulated	**644864**	
	25 mm²	Axial, 25 mm² fork type, insulated	**644863**	

Insulated busbars

Pin	10 mm²	36 x 1,5P	**546152**	50
	-	S3.1+HI39.130	**546128**	20
	-	S2+HI.22.130	**546126**	20
Fork	-	G.1+HI.37.130/90°	**544189**	50
	-	GM.3.36.130-Do	**546127**	20
	-	GM.2.46.130+HI9	**546125**	20
	-	GM.3.48.130+HI9	**546129**	20
	-	GM.4.48.130/HI	**646083**	15

Accessories

	Pin/fork insulation clamps Yellow (RAL 1004) EV-BS		**546291**	10x5

More technical data ● website
Dimensions ● pg E.10

GE YATRON 日騰
Authorized P.B / Distributor | Intelligence Makes The Dream Come True | WWW.YATRON.COM.CN

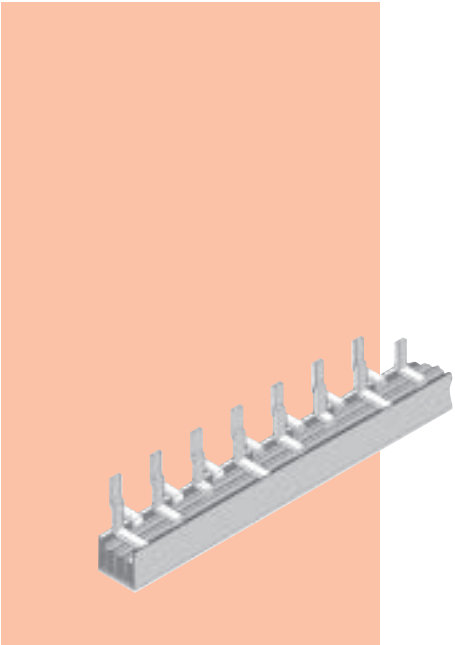

VBS Busbar system

Rails for compact MCB's

Particularity

The particular angled shaped pin busbar allows connection of a wire up to 10mm² (Ith max: 63A), without any additional adapter.

Technical data

Rail	Copper (oxygen free)
Insulation strip	Plastic Self extinguishing V-0 Heat resistant >96 °C
Dielectric strength	36kV/mm acc. to DIN 53481/1,2
Creepage resistance / tracking index	Acc. to IEC 60439
Insulation group	400V, Group C, acc. to BS/EN 60439-1

Insulated pin type busbar - angled shape

				Ref. No.	Pack.
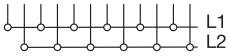	**Supply: 2P or 1P+N** **Distribution: 2P MCB's**	10 mm²	18 x 2P	**624796**	1
		10 mm²	55 x 2P - Length 1m	**624893**	1
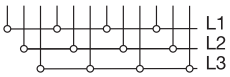	**Supply: 3P** **Distribution: 2P MCB's**	10 mm²	12 x 2P	**624797**	1
		10 mm²	55 x 2P - Length 1m	**624798**	1
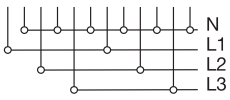	**Supply: 3P+N** **Distribution: 2P MCB's**	10 mm²	55 x 2P - Length 1m	**624892**	1
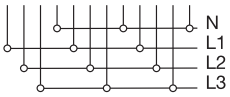	**Supply: 3P or 3P+N** **Distribution: 3P or 4P MCB's**	10 mm²	55 x 3P/4P - Length 1m Included: 4 connector clamps and 4 end caps	**624800**	1
	Connector clamp	24 mm²	Lateral connection, with pin, non insulated	**624795**	1
	**End caps**	10 mm²	2P	**546181**	1
		10 mm²	3P	**546184**	1
		10 mm²	4P	**629867**	1

More technical data ● website
Dimensions ● pg E.11

New



Busbar system

Rails for compact MCB's

Particularity

The double angled shape of the busbar is designed to avoid an additional terminal to realise a derivation with wiring till 10mm² and Ith = max. 63A.



Technical data

Rail	Copper (oxygen free)
Insulation strip	Plastic Self extinguishing V-0 Heat resistant >96 °C
Dielectric strength	36kV/mm to DIN 53481/1,2
Creepage resistance / tracking index	to IEC 60439
Insulation group	415V, Group C to BS/EN 60439-1

Insulated pin type busbar - double angled shape



			Ref. No.	Pack.
Supply: 1P	10 mm²	13x1 pole phase - grey - double angled	**646091**	1/20
Distribution: 1P	10 mm²	13x1 pole neutral - blue - double angled	**646092**	1/20

More technical data ● website
Dimensions ● pg E.11

New

GE YATRON 日騰
Authorized P.B / Distributor | Intelligence Makes The Dream Come True | WWW.YATRON.COM.CN

Busbar system

Insulated busbars

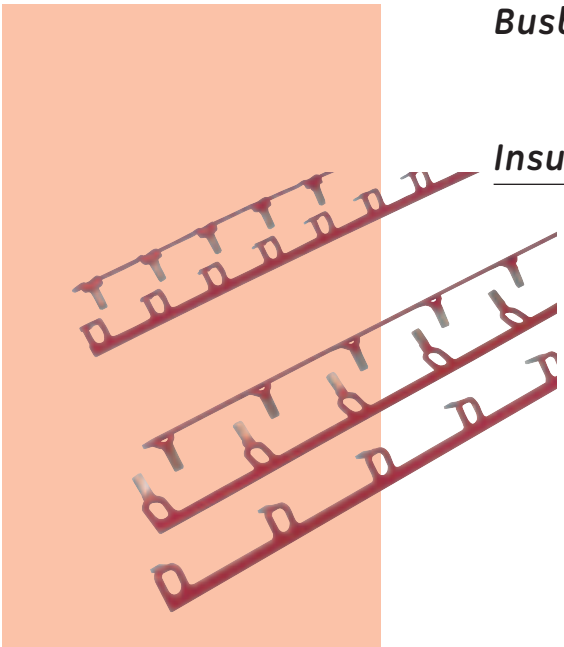

The busbars are made of copper and have a section of 10 mm^2

Advantages

- Easy to install
- Flat design = gain of space in the enclosure
- Easy to use: cutting instead of sawing
- Clear visibility when connecting the power supply cables
- Universal for all power supplies:
  2 x 230V
  3 x 230V
  3 x 400V + N

Marking

CE

Technical data

Load Ith	63 A
Short-circuit resistance acc. NBN C63-439	10 kA
Insulation	PVC
Dielectric strength	2,5 kV
Creepage resistance according to NBN C20-002	175 V
Self extinguishing acc. IEC 695-2-1	960 °C



Power supply 2 x 230V



Power supply 3 x 230V



Power supply 3 x 400V + N



- For 2P circuits with a power supply of 3 x 230V, equally spread over the phases L1, L2 and L3
- For 3P circuits

Insulated pin type busbars

		Ref. No.	Pack. (set)
Supply: 1P+N, 2P **Distribution: 1P, 1P+N, 2P** 	Set of 4 busbars for 2 x 7 2P circuits	**624868**	1
	Set of 4 busbars for 2 x 9 2P circuits	**624869**	1
Supply: 3P **Distribution: 1P, 1P+N, 2P, 3P** **Diff-o-Jump 2P** 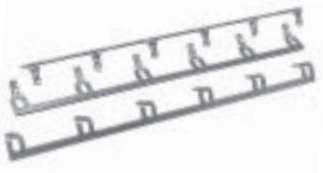	Set of 3 busbars for - 4 threepole circuits or - 6 twopole circuits power supply: 3 x 230V	**624870**	1
	Set of 3 busbars for - 6 threepole circuits or - 9 twopole circuits power supply: 3 x 230V	**624871**	1
Pin/fork insulation 	yellow (RAL 1004) EV-BS	**546291**	10x5

(1) On demand: busbars for 12 or 18 pins and suitable for MCB's + auxiliary contacts

Dimensional drawings

Insulated pin type busbars-VBS

1P

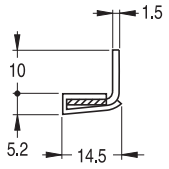

2P - 10mm^2

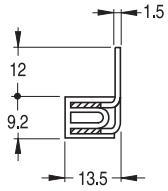

2P - 16mm^2

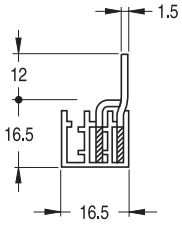

3P - 10mm^2

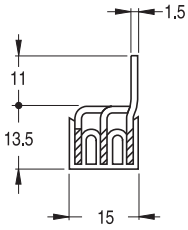

3P - 16mm^2

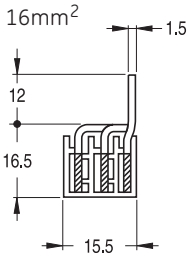

3P+N / 4P

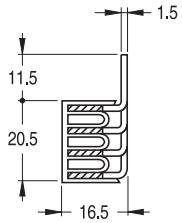

Insulated fork type busbars-VBS

1P

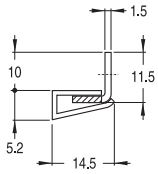

2P - 10mm^2

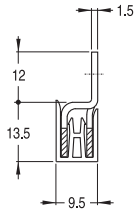

2P - 16mm^2

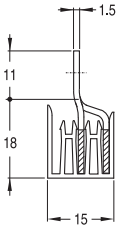

3P - 10mm^2

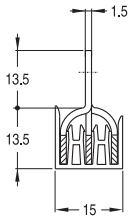

3P - 16mm^2

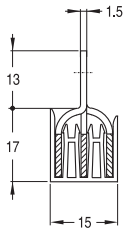

3P+N / 4P

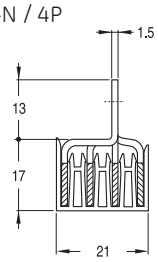

Insulated pin busbars VBS - Unibis™

624796 - 624893

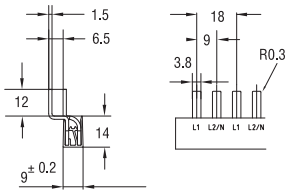

624797 - 624798

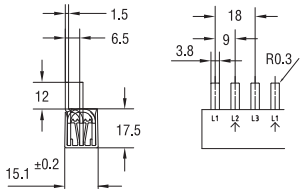

624892

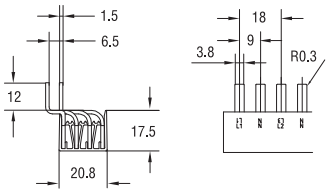

624800

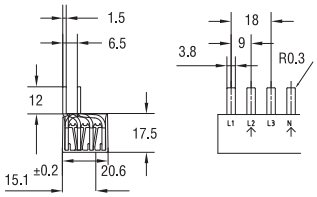

Insulated pin busbars - Unibis™

646091 - 646092
Double angled

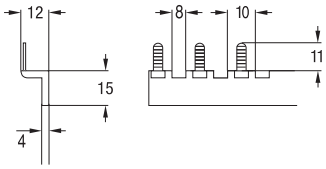

Just feel

Metal enclosures

F.2 Surface mounting - **Fix-o-Rail Metal Design**
F.3 Surface mounting - **Fix-o-Rail Metal Standard**
F.3 Surface mounting - **Fix-o-Rail 150 M**
F.4 Surface mounting - **Modular 200 - Type A**
F.6 Surface mounting - **Modular 200 - Type B**
F.10 Surface mounting - **Fix-o-Rail Senior**
F.12 Surface & flush mounting - **Fix-o-Rail 144**

Insulated plastic enclosures

F.16 Surface mounting - **Fix-o-Rail Covers**
F.18 Surface mounting - **Fix-o-Rail Classic**
F.22 Surface mounting - **Fix-o-Rail Junior**
F.24 Surface mounting - **Consumer unit**
F.30 Surface mounting - **Abaco S**
F.32 Surface mounting - **Fix-o-Rail 150**
F.36 Surface mounting - **Fix-o-Rail 55**
F.38 Surface & flush mounting - **Europe Line**
F.42 Flush mounting - **Abaco F**
F.44 Flush mounting - **Fix-o-Rail 150-F4**
F.46 Junction boxes - **Flex-o-Box**
F.48 Junction boxes - **Series 55**
F.52 Dimensional drawings

protected

GE YATRON 日騰
Authorized P.B / Distributor | Intelligence Makes The Dream Come True | WWW.YATRON.COM.CN

Surface mounting

Fix-o-Rail Metal Design

Fix-o-Rail Metal Standard - Fix-o-Rail 150 M

Common features

- For surface mounting
- Suitable for DIN-rail mounting devices up to 70 mm as MCB's, RCCB's, relays, switches, timers, contactors, etc.
- Manufactured from panel flat quality mild steel, cold reduced CR4 from 1.0 mm
- Pre-treated prior to powder coating, fully immersed in iron phosphate solution
- Electrostatic powder coating on a continuous line base colour RAL 7035
- Slotted fixing holes on the base permit all adjustment
- Earth and neutral fitted to the base, each terminal being able to accept a 16 mm^2 stranded round conductor
- With DIN-rails
- Earth and neutral terminals standard
- Distance between two DIN-rails: 150 mm
- Generous wiring room
- With plain grey or transparent door
- Door opens 180°

Marking

CE

Dimensions ● pg. F.52 and F.54

Fix-o-Rail Metal Design



	H x W x D (mm)	Equipment	Number of modules	Ref. No.	Pack.
With transparent door	208 x 220 x 108	Earth bar: connection 8 x 16 mm^2 Neutral bar: connection 8 x 16 mm^2	10	**618442**	1
	208 x 292 x 108	Earth bar: connection 12 x 16 mm^2 Neutral bar: connection 12 x 16 mm^2	14	**618443**	1
	208 x 370 x 108	Earth bar: connection 16 x 16 mm^2 Neutral bar: connection 16 x 16 mm^2	18	**618444**	1

	Side (mm)	Top and bottom (mm)	Rear (mm)	Number of modules
Knockouts	1x32	4x20 and 2x25	2x42	10
	1x32	6x20 and 2x25	2x42	14
	1x32	9x20 and 2x25	2x42	18



Fix-o-Rail Metal Standard

	H x W x D (mm)	Equipment	Number of modules	Ref. No.	Pack.
4 modules without door with plain grey door	208 x 112 x 85	Earth bar: connection 3 x 16 mm^2	4	**618910**	1
	208 x 112 x 110	Earth bar: connection 3 x 16 mm^2	4	**618911**	1
8 modules with plain grey door	208 x 112 x 110	Earth bar: connection 8 x 16 mm^2 Neutral bar: connection 8 x 16 mm^2	8	**618923**	1
12 modules with plain grey door	270 x 322 x 110	Earth bar: connection 12 x 16 mm^2 Neutral bar: connection 12 x 16 mm^2	12	**618929**	1
with transparent door	270 x 322 x 110	Earth bar: connection 12 x 16 mm^2 Neutral bar: connection 12 x 16 mm^2	12	**618930**	1
24 modules with plain grey door	450 x 322 x 110	Earth bar: connection 16 x 16 mm^2 Neutral bar: connection 2(12 x 16 mm^2)	24	**618969**	1
with transparent door	450 x 322 x 110	Earth bar: connection 16 x 16 mm^2 Neutral bar: connection 2(12 x 16 mm^2)	24	**618970**	1

	Top and bottom (mm)	Rear (mm)	Number of modules
Knockouts	1x25	2x25	4
	2x25 and 4x20	2x42	8
	2x25 and 6x20	4x42	12
	2x20 and 2x25	6x42	24

Fix-o-Rail 150 M



	H x W x D (mm)	Equipment	Number of modules	Ref. No.	Pack.
With plain grey door	270 x 430 x 110	Earth bar: connection 16 x 16 mm^2 Neutral bar: connection 16 x 16 mm^2	18	**618938**	1
	450 x 430 x 110	Earth bar: connection 2(16 x 16 mm^2) Neutral bar: connection 2(16 x 16 mm^2)	36	**618941**	1
	600 x 430 x 110	Earth bar: connection 3(16 x 16 mm^2) Neutral bar: connection 3(16 x 16 mm^2)	54	**618944**	1
	750 x 430 x 110	Earth bar: connection 4(16 x 16 mm^2) Neutral bar: connection 4(16 x 16 mm^2)	72	**618947**	1
With transparent door	270 x 430 x 110	Earth bar: connection 16 x 16 mm^2 Neutral bar: connection 16 x 16 mm^2	18	**618939**	1
	450 x 430 x 110	Earth bar: connection 2(16 x 16 mm^2) Neutral bar: connection 2(16 x 16 mm^2)	36	**618942**	1
	600 x 430 x 110	Earth bar: connection 3(16 x 16 mm^2) Neutral bar: connection 3(16 x 16 mm^2)	54	**618945**	1
	750 x 430 x 110	Earth bar: connection 4(16 x 16 mm^2) Neutral bar: connection 4(16 x 16 mm^2)	72	**618948**	1

	Top and bottom (mm)	Rear (mm)	Number of modules
Knockouts	2x25 and 9x20	4x42	18
	2x25 and 9x20	6x42	36
	2x25 and 9x20	8x42	54
	2x25 and 9x20	10x42	72

Metal enclosures surface mounting MCB Distribution Board - Type A

- Total safety
- Complete
- Time-saving features
- High quality
- Great design

Applications

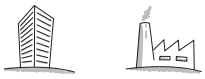

Marking

CE

Performance

Incomer ratings	(A)	100 (main switch)
		80 (RCD)
RCD sensitivity	(mA)	30
Rated voltage	(V)	240
Busbar rating	(A)	100
Busbar short-circuit capacity	(kA)	16
Terminal capacity	(mm^2)	50 (main switch/RCD)
	(mm^2)	25 (E+N terminal bars)
Enclosure colour		Light grey (RAL7035)
Ingress protection		IP40

Features

- In accordance with BS5486 and BS EN 60439-3
- Sturdy folded sheet steel construction
- Durable structured powder coated finish
- Matching light grey used throughout range
- Phase busbar rating 120A
- Incoming device cable terminal capacity 50mm^2
- Terminal bar cable capacity 25mm^2
- Shrouded neutral terminal bar
- Generous wiring room even using 1 module RCBO
- Comprehensive range of incomers
- Pre assembled ready to accept MCBs and RCBOs
- DIN enclosure option so you can “design it yourself”

Dimensions pg. F.57

Modular 200 - Type A - MCB Distribution Board

	No of outgoing ways	H x W x D (mm) (code)	Terminal Capacity	Ref. No.	Pack.
Main Switch – 2P 100A	6	270x368x127 (A)	50mm²	**617971**	1
	9	270x412x127 (B)	50mm²	**617972**	1
	13	270x484x127 (C)	50mm²	**617973**	1



e.g. 617973

RCD – 2P 80A 30mA	6	270x368x127 (A)	50mm²	**619974**	1
	9	270x412x127 (B)	50mm²	**619975**	1
	13	270x484x127 (C)	50mm²	**619976**	1



e.g. 619976

Split Load – 2P 100A Main Switch, 2P 80A 30mA RCD	10	270x412x127 (B)	50mm²	**619977**	1
	10	270x412x127 (B)	50mm²	**619978**	1
	14	270x484x127 (C)	50mm²	**619979**	1



e.g. 619979

DIN Enclosure	10	270x368x127 (A)	-	**617957**	1
	14	270x412x127 (B)	-	**617958**	1
	18	270x484x127 (C)	-	**617959**	1

Accessories



Clean earth kit	
617960	1

Metal enclosures surface mounting MCB Distribution Board - Type B

- Total safety
- Complete
- Time-saving features
- High quality
- Great design

Applications

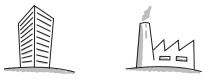

Marking

CE

Performance

Busbar rating	(A)	200
Busbar short circuit capacity	(kA)	16
Rated voltage	(V)	415
Earth+Neutral out terminal capacity	(mm^2)	25
Earth+Neutral incoming cable capacity	(mm^2)	70
No of 3 Pole ways		4, 6, 8, 12, 18, 24
Ingress protection		IP40
Enclosure colour		RAL 7035

Features

- In accordance with BS5486 and BS EN 60439-3
- Durable powder coated finish
- Matching light grey throughout the range
- All incomers benefit from positive contact indication
- Modular extension boxes to install modular control devices
- Pan assembly can be easily removed to ease installation
- One piece (no welds or rivets) phase busbar - NO hot spots!
- Ample space behind pan assembly aids wiring installation
- Split terminal bars to reduce wiring installation time
- Neutral disconnect as standard to aid speedy testing
- Doors can be removed to ease installation
- Sturdy folded sheet steel construction
- Accepts 6kA, 10kA and 15kA MCB's
- Generous wiring room even when using 1 module RCBO
- Clean earth facility available on request
- Reversible doors (left or right mounting)
- Door can be equipped with a security lock
- Documentholder included
- Door on all units with bounding conductors

Dimensions pg. F.57

Components

Type B distribution boards

Extension box can be added to install control devices and is applied with cross-bar support.

Clean earth facility can be site installed using the knockouts provided for computer installations.

Pan assembly is raised with ample space behind to facilitate wiring.

Compatibility with standard 6 kA, 10 kA and 15 kA MCB's. Pan assembly can be easily removed to reduce installation time.

Shrouded neutral bar(s) for increased safety.

Quick neutral disconnect facility as standard aids speedy testing.

Unique hinges allow door(s) to be opened to 180° within board width, permitting boards to be fitted directly adjacent.

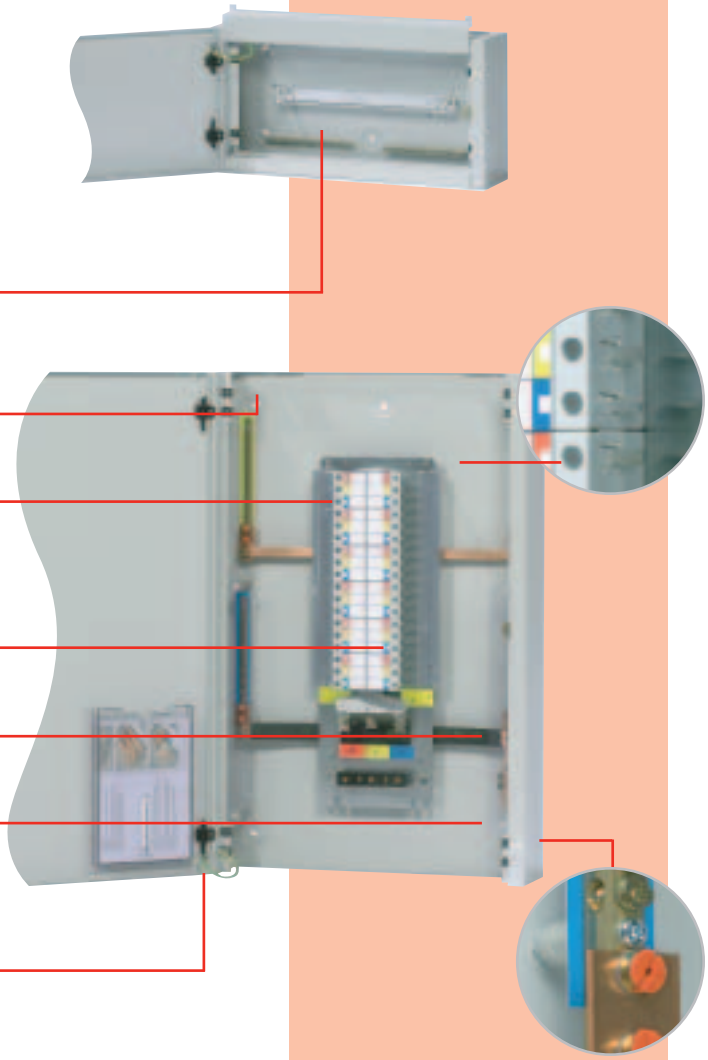

Cross bar supports are supplied with add-on incomers. Full fitting instructions and top plate are supplied with the main board.

Comprehensive range of incomers up to 200A - all with positive contact indication.



GE YATRON 日騰
Authorized P.B / Distributor | Intelligence Makes The Dream Come True | WWW.YATRON.COM.CN

Modular 200 - Type B - Distribution boards *(pan assembly included)*

No of 3P ways	Busbar rating	Terminals included 25mm² Neutral	Terminals included 25mm² Earth	Ref. No.	Pack.	H x W x D (mm) (code)
4	200A	18	18	**619100**	1	534x135x500 (A)
6	200A	18	18	**619101**	1	588x135x500 (B)
8	200A	27	27	**619102**	1	642x135x500 (C)
12	200A	36	36	**619103**	1	750x135x500 (D)
18	200A	54	54	**619104**	1	912x135x500 (E)
24	200A	72	72	**619122**	1	1136x135x500 (F)

Accessories

Integral incomer kits

Suitable for internal fitting in all type B MCB distribution boards

- Switch disconnectors acc. BS EN 60947-3
- RCCB acc. BS 4293 and BS EN 61008
- All incomer kits complete with copper links and shroud as appropriate.



Switch disconnectors

619111	1
100A - 3P Terminal capacity: 50mm²	
619114	1
125A - 3P Terminal capacity: 50mm²	
619124	1
125A - 4P Terminal capacity: 50mm²	

RCD Main switch

619119	1
100A - 4P - 30mA RCD Terminal capacity: 50mm²	
619112	1
100A - 4P - 100mA RCD Terminal capacity: 50mm²	
619113	1
100A - 4P - 300mA RCD Terminal capacity: 50mm²	
619120	1
100A - 4P - 100mA time delayed RCD Terminal capacity: 50mm²	



MCB Main switch

619605	1
63A - 3P Terminal capacity: 35mm²	
619606	1
100A - 3P Terminal capacity: 70mm²	



Direct connection kit

619115	1
200A - 3P Terminal capacity: 95mm²	

Single phase conversion kit

618300	1
100A - 1P+N Terminal capacity: 50mm²	

Add-on incomer extension kits

Suitable for add-on extension of all type B MCB distribution boards

- Add-on extension module housing incoming device to permit full current carrying capacity (200A) of all type B MCB distribution boards.
- All incomer modules are supplied complete as enclosure, incoming device, solid copper links and shroud.
- Terminal capacity:- standard palm: 70 mm²
  - narrow palm: 150 mm²

Switch disconnector Dilos

619110	1
200A - 4P - 250x135x500 mm (G)	

MCCB non auto Record Plus

619107	1
200A - 3P - 500x135x500 mm (H)	

TP automatic MCCB Record Plus

619109	1
200A - 3P - 500x135x500 mm (H)	

TP MCCB with RCD Record Plus

619108	1
200A - 3P- 500x135x500 mm (H)	



Add-on extension modules

- All eqiupment extension modules supplied with coupling cross-bar support.
- Modular devices extension modules suitable for all modular DIN-rail.
- Modular devices extension module complete with earth and neutral bars (enables module to be used as single phase board).
- Spreader box extension module designed for extra space where larger incoming cables are used.

18 module modular devices

619105	1
Dimension code G	

Modular spreader box

619106	1
Dimension code G	

Heavy duty gland plate 2mm thick

619116	1

Accessories (continued)

Busbar shroud

619018	10

3 module busbar shroud for unused ways preformed in 1 module widths.

Security

610063	1

Ronis security door lock supplied with two keys

Blank plate

610142	4
610484	500

length: 72 mm
cut out width : 45 mm
can be cut into 9 mm lenght
RAL 7035

Safety

624929	2

MCB padlocking bracket
(padlocks not supplied)

Clean earth facility

619118	1

can be fitted for increased flexibility

GE YATRON 日騰
Authorized P.B / Distributor | Intelligence Makes The Dream Come True | WWW.YATRON.COM.CN

Metal enclosures
Surface mounting

Fix-o-Rail Senior

IP41

Features

- **Secure: total insulation**
  Double wall: a steel outer wall plus an inner insulated extruded wall
- Protection degree: IP41-IK08
- Universal: for DIN-rail equipment up to 92.5 mm
- Installation friendly: ample wiring room and a removable mounting frame
- Flexible cable entries, integrated in the base

Components

The Fix-o-Rail Senior enclosure includes:
- base in RAL 9002
- mounting frame
- labels for circuit indication
- coverplates
- a transparent or grey door in RAL 9002
- closed by handle without lock
- padlocking option

Approvals / Marking

KEMA KEUR CE

Applications

As an elegant insulated enclosure in:
- restaurants and hotels
- workshops
- hospitals
- shopping centers
- offices
- commercial buildings
- leisure and sport locations

Fix-o-Rail Senior

	H x W x D (mm)	Number of modules	Number of rows	Ref. No.	Pack.
Plain door	650 x 300 x 210	48	4	610239	1
	800 x 300 x 210	60	5	610248	1
	650 x 550 x 210	96	4	610240	1
	800 x 550 x 210	120	5	610249	1
	950 x 550 x 210	144	6	610257	1
New	1100 x 550 x 210	168	7	610241	1
	1250 x 550 x 210	192	8	610242	1
	1100 x 800 x 210	252	7	610243	1
	1250 x 800 x 210	288	8	610244	1

Transparent door	650 x 300 x 210	48	4	610328	1
	800 x 300 x 210	60	5	610330	1
	650 x 550 x 210	96	4	610329	1
	800 x 550 x 210	120	5	610331	1
	950 x 550 x 210	144	6	610332	1

Dimensions ● pg F.57

Accessories

4 pole terminals

610022	18

63A
Connection range 4 x (10 x 16 mm^2)
Cu section 6,5 x 9 mm

617992	5

160 A
with cover
4x (1 x 10 to 50 mm^2 incoming
+ 3 x 6 to 35 mm^2 + 8 x 2.5 to 16 mm^2
outgoing)
Cu section 12 x 10 mm



610020	1

160A
connection range 4 x (10 x 10mm2)
Cu section 12 x 5 mm

Protective shroud

610021	1

For 160A terminal (ref. 610020)



Earth bar

828152	1

For enclosure width 300 mm - length 190mm

828153	1

For enclosure width 550 mm - length 437mm

828149	1

For enclosure width 800 mm - length 684mm



Cover strip

828056	1

For cut out of 45 mm

Adaptor kit = A + B + C

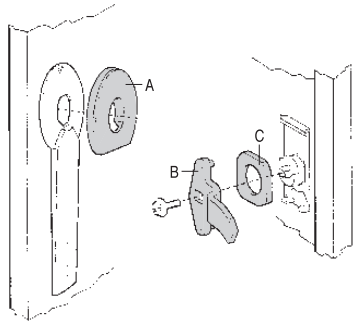

Standard plates

815094	1

Pre-drilled plates

815093	5

17 x PG13.5

815092	5

1 x PG21 - PG48 / 2 x PG13.5
2 x PG29 / 4 x PG13.5



Label for circuit indication

610232	10

For enclosure width 300 mm

610233	10

For enclosure width 550 mm

610238	10

For enclosure width 800 mm



Pocket for drawings

832000	1

Self adhesive
To be fitted on the innerside of the door
W x H = 155 x 225

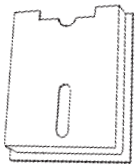

Non standard lock

487/089000-016	815105	1

Adaptor kit

+

451/070152-061	811327	1

Insert 3 mm double bit key

451/070152-051	811326	1

Insert 8 mm triangle key

451/070152-041	811325	1

Insert 8 mm square key

451/070158-011	811331	1

Cylinder with 2 keys V2432-E

485/087000-014	813146	1

Neutral handle

485/087000-023	813156	1

Handle with key V2432-E

The standard handle can be replaced by adaptor kit + insert or handle

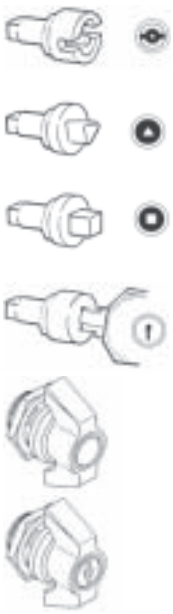

GE YATRON 日騰
Authorized P.B / Distributor | Intelligence Makes The Dream Come True | WWW.YATRON.COM.CN

Advantages

- Suitable for DIN-rail mounting devices up to 70 mm as MCB's, RCD's, relays, ...
- Door, transparent or plain easy to install (optional)
- Generous wiring room
- Easy to install
- Earth terminal can be installed on the upper and the lower side of the base
- Removable mounting frame
- Easy removable protection plates
- Electrostatic powder coating RAL 7035
- Flush mounting depth base 105 mm
- Can be equipped with wiring trunks (W x H): 15x40 mm, 25x40 mm, 40x40 mm, 60x40 mm

Components

The enclosure packaging includes:
- Base
- Mounting frame
- Earth terminal
- Protection plate
- Masking frame
- User instructions

The door packaging includes:
- Plain or transparent door
- Security lock
- Hinges
- Earth continuity set
- User instructions

Metal enclosures

Fix-o-Rail 144 F (flush mounting)
Fix-o-Rail 144 S (surface mounting) *IP40*

Features

- In accordance with EN60439-1 and EN/IEC 439-1
- Protection degree: IP40 – IK07 without door
  IP40 – IK08 with plain door
  IP40 – IK07 with transparent door
- Each DIN-rail can be equipped with 24 modules
- Centre distance between two DIN-rails: 150 mm
- Flush mounting depth: 105 mm
- Can be equipped with the Record Plus 160A D-frame
- Colour: RAL 7035

Electrical properties
- Designated voltage: 415Vac
- Designated current: 160A

Masking frame and door
- Rodged masking frame
- Manufactured in quality mild steel of 1 mm thick, cold reduced
- Pre-treated prior to electrostatic powder coating in RAL 7035 (light grey)
- Transparent or plain door

Protection plate
- Made from PVC
- Easy fixations with 1/4 screws

Base
- Ridged base (mono-block)
- Manufactured in sendzimir zinc plated steel of 1 mm thick (F.O.R 144F)
- Sidewalls foreseen with position lugs (F.O.R 144F)
- Pre-treated prior to electrostatic powder coating in RAL 7035, light grey (F.O.R 144S)
- Knock-outs in the upper, lower and the bottom side of the base
- Fixing points for the fixation of cables with cable ties

Mounting frame
- Ridged and removable mounting frame
- Adjustable in depth (+/-20mm) (F.O.R 144F)
- Adjustable left or right (+/-10mm) (F.O.R 144F)
- Distance between two DIN-rails: 150 mm

Door
- Transparent or plain door, security lock included

Earth bar (L = 380 mm)
- Copper bar, 12x5 mm, 18 x M5 threaded holes + connectors and screws

Dimensions ● pg. F.54

Fix-o-Rail 144-F - Flush mounting enclosures without door (1)

Included ref. 617965 = an earth terminal: copper bar 12 x 5 mm, 18 threaded holes M 5, connectors and screws

	H x W x D (mm)	Number of modules	Number of rows	Power dissipation (W) Without door	Power dissipation (W) With door	Ref. No.	Pack.
	650 x 740 x 140(1) 560 x 610 x 105(2)	72	3	140	83	**617934**	1
	800 x 740 x 140(1) 710 x 610 x 105(2)	96	4	152	95	**617935**	1
	950 x 740 x 140(1) 860 x 610 x 105(2)	120	5	164	110	**617936**	1
	1100 x 740 x 140(1) 1010 x 610 x 105(2)	144	6	176	116	**617937**	1
Equipped with function for Record Plus 160A D-frame	1100 x 740 x 140(1) 1010 x 610 x 105(2)	120	5	176	116	**617938**	1

Transparent and plain doors

For enclosure	Number of modules	Number of rows	Transparent door Ref. No.	Plain door Ref. No.	Pack.
617934	72	3	**617939**	**617943**	1
617935	96	4	**617940**	**617944**	1
617936	120	5	**617941**	**617945**	1
617937	144	6	**617942**	**617946**	1
617938	120	5	**617942**	**617946**	1

(1) External dimensions
(2) Internal dimensions

GE YATRON 日騰
Authorized P.B / Distributor | Intelligence Makes The Dream Come True | WWW.YATRON.COM.CN

Fix-o-Rail 144-S - Surface mounting enclosures without door

Included ref. 617965 = an earth terminal: copper bar 12 x 5 mm, 18 threaded holes M 5, connectors and screws

	Dimensions H x W x D (mm)	Number of modules	Number of rows	Power dissipation (W) Without door	Power dissipation (W) With door	Ref. No.	Pack.
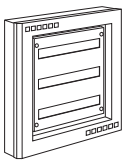	650 x 740 x 140	72	3	160	88	**617966**	1
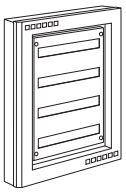	800 x 740 x 140	96	4	175	100	**617967**	1
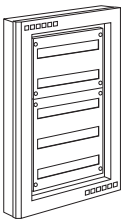	950 x 740 x 140	120	5	187	115	**617968**	1
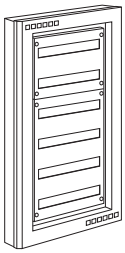	1100 x 740 x 140	144	6	195	125	**617969**	1
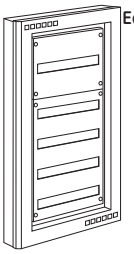 Equipped with function for Record Plus 160A D-frame	1100 x 740 x 140	120	5	195	125	**617970**	1

Transparant and plain doors

For enclosure	Number of modules	Number of rows	Transparant door Ref. No.	Plain door Ref. No.	Pack.
617966	72	3	**617939**	**617943**	1
617967	96	4	**617940**	**617944**	1
617968	120	5	**617941**	**617945**	1
617969	144	6	**617942**	**617946**	1
617970	120	5	**617942**	**617946**	1

Accessories for Fix-o-Rail 144

4 pole terminals

617992	5

160 A
with cover
4x (1 x 10 to 50 mm^2 incoming
+ 3 x 6 to 35 mm^2
+ 8 x 2.5 to 16 mm^2 outgoing)
Cu section 12 x 10 mm



610020	1

160A
connection range 4 x (10 x 10mm^2)
Cu section 12 x 5 mm

Protective shroud

610021	1

For 160A terminal (ref. 610020)



Earth terminal kit

617965	1

Cu bar 12x5, 18 threaded holes M5, L=380 mm, with connectors and screws
Can be installed in the upper and lower side of the base



Cover strip

828056	1

For cut out of 45 mm



Blank plate

610142	4
610484	500

Length: 72 mm
Cut-out width: 45 mm
Can be cut into 9 mm lengths
RAL 7035

Painting gun

880669	1

RAL 7035 - For minor touch-ups

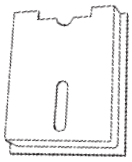

Pocket for drawings

832000	1

Self adhesive - format A4
To be fitted on the innerside of the door
W x H = 155 x 225

Function for Record Plus 125A
D-frame

Fix-o-Rail 144 F/S	617018	1
VP-System	617964	1

height = 300 mm



Depth adapter & support

617947	1

PVC profile : lenght 355 mm
used with the function 617964

Security lock

617948	1

With two keys

Label for circuit indication

610233	10

For enclosure width 550 mm



Support for wiring-trunking

617949	1



Wiring supports

828145	1

Cable-tray support (20 pieces)

828146	1

Cable-tray (10 pieces)

GE YATRON 日騰
Authorized P.B / Distributor | Intelligence Makes The Dream Come True | WWW.YATRON.COM.CN



Insulated enclosures
Surface mounting

Fix-o-Rail Covers *IP30*

Applications

Marking

CE

Features

- Protection degree: IP30
- Made from high resistance ABS
- Flame resistance: self extinguishing material, resist the 960°C
- Colour: Grey RAL 7035
- Installation temperature: -15°C up to +60°C

Dimensions ● pg F.55

Fix-o-Rail Covers - Without door

H x W x D (mm)	No. of modules	No. of rows	Ref. No.	Pack.
139 x 51 x 61	2	1	**610090**	50
139 x 88 x 61	4	1	**610091**	60
140 x 165 x 72	6	1	**610354**	28
198 x 200 x 72	8	1	**610355**	18

GE YATRON 日騰
Authorized P.B / Distributor | Intelligence Makes The Dream Come True | WWW.YATRON.COM.CN

Insulated enclosures
Surface mounting

Fix-o-Rail Classic — *IP30 / IP40*

Approvals / Marking

KEMA KEUR NF CE

Standards

BS EN 60439-3

Applications

Fix-o-Rail Classic and the accessories are a homogeneous system for power distribution in new homes, adding add-on devices and replacing old units.

Features

- Protection degree: IP30
- IP40 with door (optional)
- Colour: RAL 9010
- 13, 26, 39 and 52 modules
- Total insulation ⧈ (with backplate and door)
- Transparent or plain door
- Surface mounting
- Adjustable DIN-rail
- ABS for the covers
- Polycarbonate for the transparent doors
- Flame resistance: self extinguishing material, resist the glowwire 650°C

Components

The Fix-o-Rail Classic A packaging includes:
- A mounting frame
- A protective cover
- A backplate
- A support with earth and neutral terminals
- A modular blank plate
- Four insulating caps
- Labels for circuit identification
- Installation guidelines

The Fix-o-Rail Classic B packaging includes:
- A mounting frame
- A protective cover
- Labels for circuit identification
- Installation guidelines

Advantages

- Two DIN-rail positions: 47 and 55 mm
- Generous wiring room 30 mm behind the mounting frame
- 13 modules on each row
- 125 mm distance between two DIN-rails
- Self positioning protective cover, fixation with four captive quater-turn screws
- Door can be opened to the left or the right and hinges over 180°
- The Classic range can be coupled

Dimensions ● pg F.55

Fix-o-Rail Classic



Classic A	H x W x D (mm)	Equipment	Number of rows	Number of modules	Ref. No.	Pack.
	250 x 250 x 94	Earth bar: connection 8 x 16 mm^2 Neutral bar: connection 10 x 16 mm^2	1	13	**619200**	1
	375 x 250 x 94	Earth bar: connection 18 x 16 mm^2 Neutral bar: connection 2(8 x 16 mm^2)	2	26	**619201**	1
	500 x 250 x 94	Earth bar: connection 27 x 16 mm^2 Neutral bar: connection 2(8 x 16 mm^2)	3	39	**619202**	1
	625 x 250 x 94	Earth bar: connection 27 x 16 mm^2 Neutral bar: connection 2(8 x 16 mm^2)	4	52	**618116**	1



Classic B					
250 x 250 x 94	1	13	**619203**	1
375 x 250 x 94	2	26	**619204**	1
500 x 250 x 94	3	39	**619205**	1
625 x 250 x 94	4	52	**618117**	1

Accessories



Transparent door + hinges

618503	1
1 row	
618509	1
2 rows	
618515	1
3 rows	
617961	1
4 rows*	

Plain white door + hinges

619206	1
1 row	
619207	1
2 rows	
619208	1
3 rows	
617962	1
4 rows*	



Insulated backplate + screws

Protects the cables and devices when the cover is mounted on a moist or agressive surface

618505	1
For Classic B - 1 row	
618511	1
For Classic B - 2 rows	
618517	1
For Classic B - 3 rows	
619411	1
For Classic B - 4 rows	

Equipped insulated support

618506	1
For Classic B - 1 row E: 8 x 16 mm^2 & N: 10 x 16 mm^2	
618512	1
For Classic B - 2 rows E: 18 x 16 mm^2 & N: 2 (8 x 16 mm^2)	
618518	1
For Classic B - 3 rows E: 27 x 16 mm^2 & N: 2 (8 x 16 mm^2)	

E = earth connection
N = neutral connection

* in metal

Insulated support for earth and neutral terminals

618530	1

Can be fixed on a mounting frame easily
Can be equipped with below mentioned earth or neutral terminals

1x	2x	3x	Combination
8 x 16 mm^2	8 x 16 mm^2	8 x 16 mm^2	1 (8 x 16 mm^2) + 1 (10 x 16 mm^2)
10 x 16 mm^2	10 x 16 mm^2		1 (8 x 16 mm^2) + 1 (14 x 16 mm^2)
14 x 16 mm^2			1 (8 x 16 mm^2) + 1 (18 x 16 mm^2)
18 x 16 mm^2			1 (10 x 16 mm^2) + 1 (14 x 16 mm^2)
27 x 16 mm^2			

Equipped insulated support 3P+N + earth assembly

618529	1
5 (8 x 16 mm^2)	

Earth or neutral terminals

618519	4
8 x 16 mm^2	
618520	4
10 x 16 mm^2	
618521	4
14 x 16 mm^2	
618522	4
18 x 16 mm^2	
618523	4
27 x 16 mm^2	



Link for neutral or earth terminals

618525	1



GE YATRON 日騰
Authorized P.B / Distributor | Intelligence Makes The Dream Come True | WWW.YATRON.COM.CN

Accessories Fix-o-Rail Classic (continued)

Shrouding for earth and neutral support

Protects against direct contact with live parts

618531	1

Cable entry

For a perfect finish

Can be fixed on the top as well as on the bottom of the mounting frame

619084	1

Knockouts: 11 x PG 13.5 + 1 x PG 21/29

Metal support for connection terminals

618524	1

Blank plate 4 modules

610382	4

Length: 72 mm

Cut out width : 45 mm

Can be cut into 9 mm length

RAL 9010



Connection terminals

610185	4

Phase terminal 6 x 10 mm^2 + 2 x 16 mm^2

610186	4

Earth terminal 6 x 10 mm^2 + 2 x 16 mm^2

610187	4

Neutral terminal 6 x 10 mm^2 + 2 x 16 mm^2

Coupling

618528	2





Cable connector clamp

624864	30

Axial 25 mm^2 insulated pin type

Sealing bracket

618527	2



Cable connector clamp

624862	50

Lateral 35 mm^2 non-insulated pin type

Notes

GE YATRON 日騰
Authorized P.B / Distributor | Intelligence Makes The Dream Come True | WWW.YATRON.COM.CN

Insulated enclosures
Surface mounting

Fix-o-Rail Junior — *IP40*

Approvals / Marking

CEBEC CE

Standards

BS EN 60439-3

Applications

For new buildings, replacing old units and adding add-on devices.

Features

- High resistance material
- Modern design
- Compact construction
- High protection degree IP40
- Total insulation ⧈
- Total security
- Transparent cover allowing visibility of devices
- For all modular equipment
- Available in 4 and 8 modules
- Colour: RAL 7035
- ABS for the base
  Flame resistance: self extinguishing material, resist the 650 °C
- Polycarbonate for the lid
  Flame resistance: self extinguishing material, resist the 960 °C

Dimensions ● pg F.52

Fix-o-Rail Junior



H x W x D (mm)	Equipment	No. of modules	Ref. No.	Pack.
170 x 90 x 100 Max. depth of the devices: 70 mm Entries: 2 x PG29, 4 x PG21	Earth terminal: connection 5 x 16 mm² Neutral terminal: connection 5 x 16 mm²	4	**610344**	1/15
170 x 175 x 120 Max. depth of the devices: 92.5 mm Entries: 2 x PG21, 4 x PG21, 4 x PG16	Earth terminal: connection 6 x 10 + 2 x 16 mm² Neutral terminal: connection 6 x 10 + 2 x 16 mm²	8	**610345**	1/8

Accessories



Earth/neutral terminals

For Junior 4 modules

610141	2

Connection range 5 x 16 mm²

Sealing bracket

610140	2



Earth/neutral terminals

For Junior 8 modules

610186	4

Earth

connection range

6 x 10 mm² + 2 x 16 mm²

610187	4

Neutral

connection range

6 x 10 mm² + 2 x 16 mm²

Blank plate 4 modules

610142	4
610484	500

length: 72 mm

cut out width : 45 mm

can be cut into 9 mm lenght

RAL 7035





Grommets

610130	25

PG16

610132	25

PG21

610133	25

PG29

GE YATRON 日騰
Authorized P.B / Distributor | Intelligence Makes The Dream Come True | WWW.YATRON.COM.CN

Consumer Unit

BS EN60439-3 **IP40**



Applications

Standard

BS EN 60439-3

Marking

CE

Performance

Voltage	240V 50Hz
Rating main switch	100A/63A
Rating RCCB	63A, 80A & 100A
IP rating	IP40
Poles	1P+N
Terminal capacity	25mm^2 + 16mm^2

Dimensions Insulated

Dimension code	Height	Width	Depth
A (4 module)	245	198	120
B (10 module)	245	306	120
C (14 module)	245	378	120
D (18 module)	245	468	120

Dimensions Metal

Dimension code	Height	Width	Depth
A (4 module)	175	112	90
B (10 module)	208	218	108
C (14 module)	208	292	108
D (18 module)	208	370	108

Insulated main switch up to 100A

MCB ways	Rating (A)	HxWxD code	Cat. No.	Ref. No.	Pack.
1(1)	63A	A	MS1	**662100**	1
2(1)	63A	A	MS2	**662101**	1
4	100A	B	MS4	**662102**	1
6	100A	B	MS6	**662103**	1
8	100A	B	MS8	**662104**	1
11	100A	C	MS11	**662105**	1
16	100A	D	MS16	**662106**	1

Insulated RCCB main switch up to 80A

MCB ways	Rating (A)	Sensitivity (mA)	HxWxD code	Cat. No.	Ref. No.	Pack.
1(2)	63A	30mA	A	RM1	**662108**	1
2(2)	63A	30mA	A	RM2	**662109**	1
4	80A	30mA	B	RM4	**662110**	1
6	80A	30mA	B	RM6	**662111**	1
8	80A	30mA	B	RM8	**662112**	1
11	80A	30mA	C	RM11	**662113**	1
13	80A	30mA	D	RM14SPD	**662115**	1
16	80A	30mA	D	RM16	**662114**	1

Insulated split load 100A main switch & 80A 30mA RCCB

MCB ways	Split		HxWxD code	Cat. No.	Ref. No.	Pack.
	Iso	RCCB				
Pre-configured						
6	3	3	B	SL33	**662119**	1
10	5	5	C	SL55	**662120**	1
10	6	4	C	SL64	**662121**	1
12	6	6	D	SL66	**662122**	1
14	7	7	D	SL77	**662123**	1
Flexible busbar						
10	3/7	7/3	D	FSL10	**662125**	1
14	5/9	9/5	D	FSL14	**662126**	1

Insulated time delayed RCCB split load - 100A 100mA TD RCCB & 80A 30mA RCCB



MCB ways	Split		HxWxD code	Cat. No.	Ref. No.	Pack.
	Iso	RCCB				
10	5	5	C	SLTD55	**662129**	1

(1) Main switch rated at 63A
(2) RCD main switch rated at 63A

Insulated split load 100A main switch & Dual 80A 30mA RCCB

No. of ways	Split			HxWxD code*	Cat. No.	Ref. No.	Pack.
	Iso	RCCB	RCCB				
Pre-configured							
6	2	2	2	C	TSL222	**662152**	1
10	3	4	5	D	TSL345	**662153**	1
10	4	4	2	D	TSL442	**662154**	1
12	2	5	5	D	TSL255	**662155**	1
12	4	5	5	D	TSL444	**662156**	1
Flexible busbar							
12	3/4/5	5/4/3		D	FTSL12	**662161**	1

Insulated split load 100A main switch & 80A 30mA RCCB

No. of ways	Split		HxWxD code*	Cat. No.	Ref. No.	Pack.
	RCCB	RCCB				
Pre-configured						
10	4	4	C	DSL44	**662157**	1
10	6	4	D	DSL64	**662158**	1
10	5	5	D	DSL55	**662159**	1
12	6	6	D	DSL66	**662160**	1
Flexible busbar						
12	5/7	7/5	D	DFSL12	**662163**	1

Garage & Shower

Description	RCCB Rating (A)	HxWxD code	Cat. No.	Ref. No.	Pack.
Garage unit 16A+6A	40A	A	GA40	**662116**	1
Shower unit 40A MCB	63A	A	SH40	**662117**	1
Shower unit 50A MCB	63A	A	SH50	**662118**	1

Metal main switch up to 100A

MCB ways	Rating (A)	HxWxD code	Cat. No.	Ref. No.	Pack.
2(1)	63A	A	VCM2	**618401**	1
4	100A	B	VCM4	**618402**	1
6	100A	B	VCM6	**618403**	1
9	100A	C	VCM9	**618404**	1
13	100A	D	VCM13	**618405**	1

Metal RCCB main switch up to 80A

MCB ways	Rating (A)	Sensitivity (mA)	HxWxD code	Cat. No.	Ref. No.	Pack.
2(2)	63A	30mA	A	VCMA2	**618406**	1
4	80A	30mA	B	VCMA4	**618407**	1
6	80A	30mA	B	VCMA6	**618409**	1
9	80A	30mA	C	VCMA9	**618411**	1
13	80A	30mA	D	VCMA13	**618413**	1

Metal split load 100A main switch & 80A 30mA RCCB

MCB ways	Split		HxWxD code	Cat. No.	Ref. No.	Pack.
	Iso	RCCB				
Pre-configured						
6	3	3	C	VCM3A3	**618416**	1
8	4	4	D	VCM4A4	**618419**	1
10	5	5	D	VCM5A5	**618423**	1
14	7	7	D	VCM7A7	**618489**	1

Metal time delayed RCCB split load 100A 100mA TD RCCB & 80A 30mA RCCB

MCB ways	Split		HxWxD code	Cat. No.	Ref. No.	Pack.
	Iso	RCCB				
10	5	5	D	VCMBD5A5	**618101**	1

Flush mounting kit for metal consumer units

MCB ways	HxWxD code	Cat. No.	Ref. No.	Pack.
10	A	FMP10	**618485**	1
14	B	FMP14	**618486**	1
18	B	FMP18	**618487**	1

(1) Main switch rated at 63A
(2) RCD main switch rated at 63A

NOTES:
a) Metal consumer unit also required.
b) Flush frame supplied separately for fitting by the installer.
c) Image shows frame and consumer unit assembled
d) To select the correct frame, match the frame and consumer unit dimension code.

Consumer unit

Skeleton consumer units



MCB ways	Type	Cat. No.	Ref. No.	Pack.
12	100A main switch	MVISO12	**618607**	1
12	80A 30mA RCCB	MVRCD12	**618617**	1
10	Split Load 100A MS & 80A 30mA	MVSL10	**618649**	1

Fix-o-Rail Cover – IP30 insulated enclosure

Modules	Cat. No.	Ref. No.	Pack.
2	E2	**610090**	1
4	E4	**610091**	1

Fix-o-Rail Junior – IP40 insulated enclosure

Modules	Cat. No.	Ref. No.	Pack.
4	EC4E+N	**610151**	1
8	EC8E+N	**610345**	1

Fix-o-Rail Metal – IP30 metal enclosure

Modules	Cat. No.	Ref. No.	Pack.
4	FOR4	**618910**	1

Insulated design enclosures



Modules	Busbar ways	HxWxD code	Cat. No.	Ref. No.	Pack.
4	3	A	CU4BN	**662131**	1
10	9	B	CU10BN	**662132**	1
14	13	C	CU14BN	**662133**	1
18	17	D	CU18BN	**662134**	1

Insulated enclosures supplied with busbar and neutral link cable

Metal design enclosures

Modules	HxWxD code	Cat. No.	Ref. No.	Pack.
10	B	EDU10E+N	**618791**	1
14	C	EDU14E+N	**618792**	1
18	D	EDU18E+N	**618793**	1

Half DIN rail adaptor (metal consumer units only)

Description	Modules	Cat. No.	Ref. No.	Pack
Half DIN rail adaptor	2	HDIN2	**618794**	1
Half DIN rail adaptor	3	HDIN3	**618795**	1
Half DIN rail adaptor	4	HDIN4	**618796**	1
Half DIN rail adaptor	6	HDIN6	**618797**	1

Blanks, shrouds & locks

Description	Modules	Cat. No.	Ref. No.	Pack
Cover blanking plate	4	BLANK4	**610382**	4
Busbar shroud	3	SHR3	**619018**	10
Consumer unit door lock	-	CKEY	**662137**	1
Device padlock bracket	-	KS	**624929**	2

Transparent consumer unit doors

Description	Modules	Cat. No.	Ref. No.	Pack.
Transparent door	4	CD4	**662139**	1
Transparent door	10	CD10	**662140**	1
Transparent door	14	CD14	**662141**	1
Transparent door	18	CD18	**662142**	1

Connection cables & linking pins

Description	Cat. No.	Ref. No.	Pack.
Split load cable kit 10/14 modules	CSLKIT14	**662136**	1
Split load cable kit 18 modules	CSLKIT18	**662138**	1
Live link cable	LLINK1	**409000**	1
Neutral link cable	NLINK1	**594009**	1
Consumer unit linking pins	CULINKPIN	**662144**	10

GE YATRON 日騰
Authorized P.B / Distributor | Intelligence Makes The Dream Come True | WWW.YATRON.COM.CN



Insulated enclosures
Surface mounting

Abaco S — *IP40*

Marking

CE

Standards

EN/IEC 695-2-1, CEI 670, CEI 23-48

Applications

The Abaco surface enclosures are used for power distribution in house building and commercial buildings as offices, banks, etc.

Features

- Protection degree IP40.
- Total insulation: class II⧈ .
- Four dimensions in two colours.
- Colours: grey RAL 7030 and white RAL 9010.
- Range from 8 modules up to 39 modules.
- Flame resistance: self extinguishing material, resists the 650°C.
- Operating temperature: -15°C to +60°C.
- Chemical resistance against water, salt solution, acid rain.
- Surface mounting with flat panels; easy mounting of cable entries.
- The DIN rails can be taken off to make the equipment externally.
- The position of the mounting frame can be adjusted.

Dimensions ● pg F.59

Abaco S - Transparent door



Colour	H x W x D (mm)	Modules 17.5 mm	Number of rows	Ref. No.	Pack.
Grey: RAL 7030	230 x 200 x 110	8/10	1	**619375**	14
White: RAL 9010	230 x 200 x 110	8/10	1	**619376**	14
Grey: RAL 7030	300 x 200 x 110	12/14	1	**619369**	10
White: RAL 9010	300 x 200 x 110	12/14	1	**619372**	10
Grey: RAL 7030	315 x 400 x 110	24/26	2	**619370**	1
White: RAL 9010	315 x 400 x 110	24/26	2	**619373**	1
Grey: RAL 7030	315 x 525 x 110	36/39	3	**619371**	1
White: RAL 9010	315 x 525 x 110	36/39	3	**619374**	1

Accessories

Insulated support for earth and neutral

619319	120

for enclosure 6/10 modules
connection range
2 x 16 mm^2 + 8 x 10 mm^2

619320	120

for enclosure 10/14 modules
connection range
2 x 16 mm^2 + 12 x 10 mm^2

619321	60

for enclosure 24/36 modules
connection range
2 x 16 mm^2 + 12 x 10 mm^2

Blank plate

619323	150

Grey, 5 modules

619338	150

White, 5 modules

619339	1

Metallised black, 5 modules



Security lock

619350	1

24 and 36 modules

GE YATRON 日騰
Authorized P.B / Distributor | Intelligence Makes The Dream Come True | WWW.YATRON.COM.CN

Insulated enclosures
Surface mounting

Fix-o-Rail 150 — *IP40*

- *Total safety*
- *Complete*
- *Important time saving features*
- *High quality*
- *Great design*

Approvals / Marking

CEBEC CE

Standards

EN 60439-3

Applications

Fix-o-Rail 150 is the best choice for power distribution purposes in:
- hotels, restaurants, offices, ...
- the house building industry.

For applications in new homes, for replacing old units or adding add-on devices.



Dimensions ● pg F.52

Features

- High protection degree: IP40 with closed door
- Total insulation
- High impact strength: IK08

- 1-2-3-4 rows / 18 modules per row
- For surface mounting
- With transparent or grey door
  - can be opened to 180°
- For DIN-rail equipment up to 92.5 mm
- Optional security lock
- Generous wiring room:
  - 30 mm behind the mounting frame
  - 150 mm centre distance between DIN rails
  - above and below the base
  - shallow base

- Fixation with four captive quarter-turn screws
- Removable mounting frame
- All knockouts are easy to remove

- High impact resistance material, colour RAL 7035
- Enclosure and mounting frame are extremely sturdy
- ABS for the base
- Flame resistance: self extinguishing material, resist the 650°C
- Polycarbonate for the lid

Components

A Fix-o-Rail 150 enclosure also includes:
- screwless earth bar
- entry plate
- blank plate
- four insulating caps =
- labels
- adhesive pictograms
- installation guidelines

1. Shallow base
2. Screwless earth bar
3. Removable mounting frame
4. Protection cover
5. Transparent door
6. Entry plate
7. Insulation caps
8. Fastener
9. Hinge
10. Quarter-turn screw

Fix-o-Rail 150



Transparent overlapping door

H x W x D (mm)	Equipment	No. of modules	No of rows	Ref. No.	Pack.
270 x 355 x 150	Earth bar: connection 14x16 mm² In 80A	18	1	**610275**	1
450 x 355 x 150	Earth bar: connection 14x16 mm² In 80A	36	2	**610285**	1
600 x 355 x 150	Earth bar: connection 18x16 mm² In 100A	54	3	**610295**	1
750 x 355 x 150	Earth bar: connection 18x16 mm² In 100A	72	4	**610303**	1



Plain overlapping door

270 x 355 x 150	Earth bar: connection 14x16 mm² In 80A	18	1	**610276**	1
450 x 355 x 150	Earth bar: connection 14x16 mm² In 80A	36	2	**610286**	1
600 x 355 x 150	Earth bar: connection 18x16 mm² In 100A	54	3	**610296**	1
750 x 355 x 150	Earth bar: connection 18x16 mm² In 100A	72	4	**610304**	1

Neutral terminal is optional; order the ref nrs 610386 for the 1 and 2 rows
Neutral terminal is optional; order the ref nrs 610385 for the 3 and 4 rows

Accessories

4 pole terminals

610022	18

63A
Connection range
4 x (10 x 16 mm²)
Cu section 6,5 x 9 mm

617992	5

160A
with cover 4x (1 x 10 to 50 mm² incoming + 3 x 6 to 35 mm²
+ 8 x 2.5 to 16 mm² outgoing)
Cu section 12 x 10 mm



610020	1

160A
Connection range 4 x (10 x 10mm²)
Cu section 12 x 5 mm

Protective shroud

610021	1

For 160A terminal (ref. 610020)



Support with screwless earthbar

610396	1

Included with all enclosures

Support with earth or neutral terminals

610386	4

Cable section: 14 x 16 mm²
Delivered with 1 and 2 rows enclosure

610385	4

Cable section: 18 x 16 mm²
Delivered with 3 and 4 rows enclosure

Support with terminal bars

610532	4

Cable section: 2 (17 x 16 mm²)



Support with terminal bars L1-L2-L3-N

610387	4

Cable section: 4 (5 x 16 mm²)



Universal entry plate

610264	2

For a sound and safe quality of finish.
Increases the dust protection. With moulded-in marks for conduits.



Universal entry cap

610272	1

Width: 355 mm
Can be mounted at the bottom or at the top of the enclosure. Easy to fix.
Usefull for the installation of cable glauds or universal cable entries

GE YATRON 日騰
Authorized P.B / Distributor | Intelligence Makes The Dream Come True | WWW.YATRON.COM.CN

Accessories Fix-o-Rail 150 *(continued)*



Transparent replacement door

610277	1
For enclosure 610275	
610287	1
For enclosure 610285	
610297	1
For enclosure 610295	
610305	1
For enclosure 610303	

Plain replacement door

610281	1
For enclosure 610276	
610291	1
For enclosure 610286	
610301	1
For enclosure 610296	
610306	1
For enclosure 610304	

Adhesive pictograms

610380	1

For clear and permanent identification of circuits

Set of 50 pieces



Labels and labelholders

610383	1

Set of 50 pieces

Security lock

610170	1

With 2 keys

Blank plate

610142	4
610484	500

Length: 72 mm

Cut-out width: 45 mm

Can be cut into 9 mm lengths

RAL 7035

Drawing pocket

610265	1

To be fixed at the bottom or at the top of the protective cover



Coupling - 2 x PG21

Allows the facility to couple several Fix-o-Rail enclosures laterally, top and bottom

610327	1



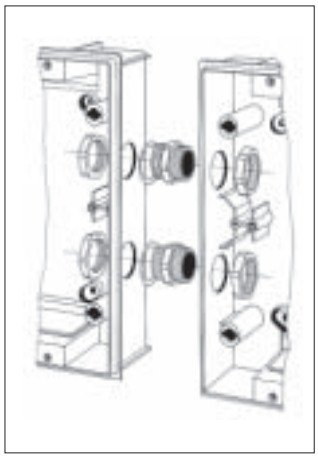

Notes

GE YATRON 日騰
Authorized P.B / Distributor | Intelligence Makes The Dream Come True | WWW.YATRON.COM.CN



Insulated enclosures
Surface mounting

Fix-o-Rail 55 — *IP55*

Approvals / Marking

CEBEC CE

Standards

EN 60439-3

Applications



The Fix-o-Rail 55 enclosures are designed for power distribution in environments requiring a high protection degree.

Components

- Rigid base and protection cover, colour RAL 7035
- Transparent door
- DIN-rails, the centre distance between two DIN-rail is 125 mm
- Labeling facilities
- With earth bar for the 12, 24 & 36 modules

Features

- Total insulation
- Protection degree IP55-IK07
- Can be coupled
- Transparent door
- Adjustable DIN-rails, according the height of the DIN equipment
- For equipment up to 92.5 mm
- Padlocking option
- The transparent door can be opened to the left and the right
- Base: • ABS for the 3 up to 8 modules
  • Polystyreen for the 12 up to 36 modules
- Flame resistance: self extinguishing material, resist the 650°C
- Polycarbonate for the transparent door
- Halogene free

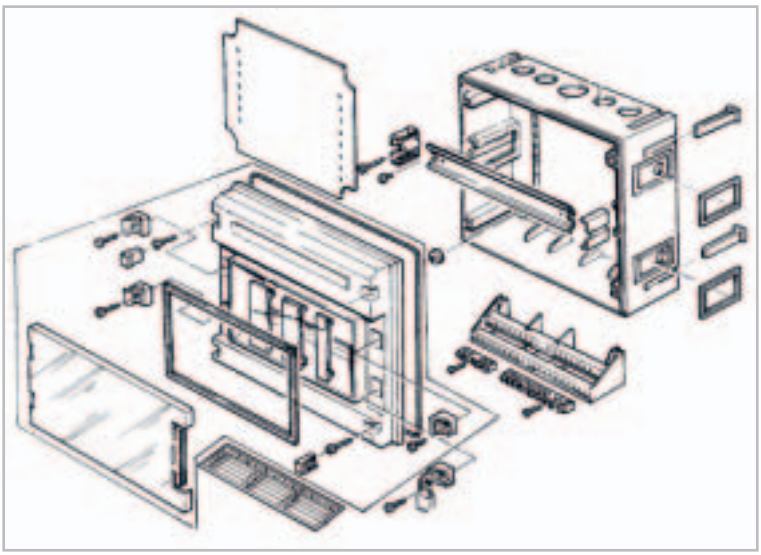

Dimensions ● pg F.56

Fix-o-Rail 55

	H x W x D (mm)	Equipment	Number of modules	Number of rows	Ref. No.	Pack.
	175 x 83 x 106	Without earth bar	3	1	**600573**	12
	175 x 125 x 114	Without earth bar	5	1	**600574**	20
	175 x 215 x 114	Without earth bar	8	1	**600575**	12
	250 x 285 x 136	Earth bar, connection range: 2x16 mm^2 and 6x10 mm^2	12	1	**610316**	1
	375 x 285 x 136	Earth bar, connection range: 2x16 mm^2 and 8x16 mm^2	24	2	**610317**	1
	500 x 285 x 136	Earth bar, connection range: 2x16 mm^2 and 12x16 mm^2	36	3	**610318**	1

Accessories

Terminal

Additional busbar for earth and neutral connections

610314 1

Cable section: 2 x 16 mm^2 and 6 x 6 mm^2

Locking device

Allows the enclosure to be fitted with a padlocking device

610313 1



Coupling set

To couple two enclosures in a simple way

610315 1

GE YATRON 日騰
Authorized P.B / Distributor | Intelligence Makes The Dream Come True | WWW.YATRON.COM.CN

Insulated enclosures
Surface and flush mounting

Europe Line IP30

Standards

DIN 43871 and DIN VDE 0603 Part 1

Features

- Masking frame, base and protective cover made from high resistance material
- Metal door, powder coated, opens through 180°
- Cable entry from top, below, from side and from rear side
- Cable entry plate (top, bottom) removable for easy cable mounting from front side
- Clamp relief possibility
- Sealing possible
- Label for circuit indification
- Rated voltage up to 400V/50Hz
- Rated current up to 63A
- Protection class II (total isolation)

Europe Line - dimensions

	Type	Dimensions H x W (mm)	Flush mounting depth (mm)	Dimensions for shell H x W (mm)
Distribution board flush mounting with door	KV UP12	321 x 351	90	340 x 360
	KV UP24	446 x 351	90	465 x 360
	KV UP36	571 x 351	90	590 x 360
	KV UP48	696 x 351	90	715 x 360
Distribution board hollow walls with door	KV HW12	321 x 351	90	300 x 320
	KV HW24	446 x 351	90	425 x 320
	KV HW36	571 x 351	90	550 x 320
	KV HW48	696 x 351	90	675 x 320

	Type	Dimensions H x W (mm)	Surface depth (mm)
Distribution boards surface mounting without door	KV AP12	245 x 300	103.5
	KV AP24	370 x 300	103.5
	KV AP36	495 x 300	103.5
	KV AP48	620 x 300	103.5
Metal door for surface mounting enclosures	T AP12	189 x 300	8.5
	T AP24	314 x 300	8.5
	T AP36	439 x 300	8.5
	T AP48	564 x 300	8.5

Europe Line - distribution boards



	No. of rows	No. of modules	Cat. No.	Ref. No.	Pack.
Flush mounting distribution board with door	1	12	KV UP12	564534	1
	2	24	KV UP24	564535	1
	3	36	KV UP36	564536	1
	4	48	KV UP48	564537	1



Hollow wall mounting distribution board with door	1	12	KV HW12	564542	1
	2	24	KV HW24	564543	1
	3	36	KV HW36	564544	1
	4	48	KV HW48	564545	1

Surface mounting distribution board without door	1	12	KV AP12	564538	1
	2	24	KV AP24	564539	1
	3	36	KV AP36	564540	1
	4	48	KV AP48	564541	1
	Versions with screwless earth (PE/N) bar				
	1	12	-	619413	1
	2	24	-	619414	1
	3	36	-	619415	1
	4	48	-	619416	1

Accessories

	No. of rows		Cat. No.	Ref. No.	Pack.
Metal door with clear window for surface mounting distribution bords	1		AAZTS12A	564061	1
	2		AAZTS24A	564062	1
	3		AAZTS36A	564063	1
	4		AAZTS48A	564064	1

Plain metal door	1		AT AP12	564533	1
	2		AT AP24	564546	1
	3		AT AP36	564547	1
	4		AT AP48	564548	1



Metal door with clear window for flush mounting distribution bords	1		AAZTS12U	564057	1
	2		AAZTS24U	564058	1
	3		AAZTS36U	564059	1
	4		AAZTS48U	564060	1

Mounting plate	1		AAZM1	564065	1
	2		AAZM2	564066	1
	3		AAZM3	564067	1
	4		AAZM4	564068	1

GE YATRON 日騰
Authorized P.B / Distributor | Intelligence Makes The Dream Come True | WWW.YATRON.COM.CN

Europe Line - Accessories

	In (A)	Cat. No.	Ref. No.	Pack.
Door security lock	Flush mounting, different keys	AAZTU2	**564349**	1
	Surface mounting, different keys	AAZTA2	**564350**	1
	Flush mounting, same keys	AAZTU1	**564055**	1
	Surface mounting, same keys	AAZTA1	**564056**	1
PE / N bar without support	12-pole	AAZK12	**564050**	1
	16-pole	AAZK16	**564051**	1
	33-pole	AAZK33	**564052**	1
Busbars	Screwless terminal PE 1-16 / N 1-16	AAZFPN16	**619393**	20
	Screwless terminal N 1-26	AAZFN1-26	**619394**	20
	Screwless terminal PE 1-26	AAZFPE1-26	**619395**	20
Support	PE terminal	AAZPN16	**564047**	1
	PE / N terminal	AAZP33	**564048**	1
	PE / N terminal	AAZN33	**564049**	1
	N terminal	AAZPN12	**564046**	1
	Partition vertical			
	1 row	AAZA1	**564042**	1
	2 rows	AAZA2	**564043**	1
	3 rows	AAZA3	**564044**	1
	4 rows	AAZA4	**564045**	1
	Partition horizontal	AAZA10	**564041**	1
FI-Clamps		AAZN3	**564053**	1
Control connector clamp		AXSK71	**562445**	1
Mounting rail with reduced hight	Increase mounting depth by 20 mm	AAZG1	**564054**	1
Blind cover	For mounting slots lockable	AGBS24	**562056**	1
		AGBS25	**562273**	1
Label for circuit indification	1, 2 rows	AAZP11	**564352**	1
	3, 4 rows	AAZP12	**564353**	1
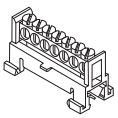 **Clamps for neutral conductor**		LK/N7	**546297**	1
		LK/N12	**546298**	1
		LK/N15	**546299**	1
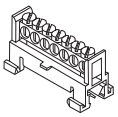 **Clamps for protective conductor**		SKU 16/5	**546300**	1
		SKU 35/5	**546301**	1
		SKU 70/5	**546302**	1
Connection clamp	With fork	AKG 25	**546306**	20
	With pin	AKS 25	**546307**	20
Rail	1000 mm long	PS	**564092**	20
Filling piece	8,75 mm to disperse the heat for DIN-rail EN 50022/05.78	FST	**546331**	25
Spring	Support for device cover	FDT	**546332**	25
End clamp	For DIN-rail EN 50022/05.78	EKL	**546336**	100

Notes

GE YATRON 日騰
Authorized P.B / Distributor | Intelligence Makes The Dream Come True | WWW.YATRON.COM.CN

Insulated enclosures
Flush mounting

Abaco F — IP40



Marking

CE

Standards

EN/IEC 695-2-1, CEI 670, CEI 23-48

Applications

Abaco F enclosures find their place in the power distribution into the house building industry: new homes, apartments, offices, hotels. Due to the design of the masking frame and the door, the Abaco flush mounting enclosure offers significant aesthetic appeal, particularly in applications where appearance is important.

Features

- Flush mounting
- Total insulation
- Protection degree IP40
- Six dimensions in three colours
- Colours: grey RAL 7030, white RAL 9010 and metallised black
- Range from 2 modules up to 39 modules
- Transparent door made from polycarbonate
- High impact resistance material
- Removable mounting frame
- 20 mm clearance behind the mounting frame
- Colours:
  - Grey: RAL 7035
  - White: RAL 9010
  - Metallised black

Dimensions pg F.58

Abaco F - Enclosure base with transparent door

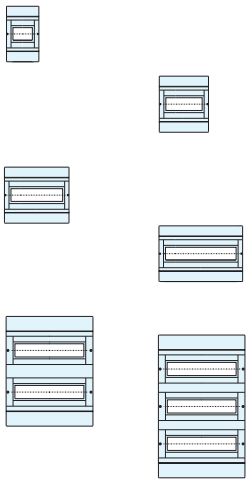

Colour	H x W x D (mm)	Modules 17.5 mm	Number of rows	Ref. No.	Pack.
Grey	120 x 200 x 73	2/4	1	**619300**	12
Metallised black	120 x 200 x 73	2/4	1	**619362**	12
Grey	180 x 200 x 73	4/7	1	**619301**	24
White	180 x 200 x 73	4/7	1	**619325**	24
Metallised black	180 x 200 x 73	4/7	1	**619331**	24
Grey	230 x 200 x 73	6/10	1	**619302**	14
White	230 x 200 x 73	6/10	1	**619326**	14
Metallised black	230 x 200 x 73	6/10	1	**619332**	14
Grey	300 x 200 x 73	10/14	1	**619303**	12
White	300 x 200 x 73	10/14	1	**619327**	12
Metallised black	300 x 200 x 73	10/14	1	**619333**	12
Grey	315 x 400 x 80	24/26	2	**619304**	1
White	315 x 400 x 80	24/26	2	**619328**	1
Metallised black	315 x 400 x 80	24/26	2	**619334**	1
Grey	315 x 525 x 80	36/39	3	**619305**	1
White	315 x 525 x 80	36/39	3	**619329**	1
Metallised black	315 x 525 x 80	36/39	3	**619335**	1

Accessories

Coupling

619322	10/100/600

2/4 and 10/14 modules



Blank plate

619323	150/450

Grey, 5 modules

619338	150/450

White, 5 modules

619339	1/450

Metallised black, 5 modules

Security lock

619323	1

24 and 36 modules

Transparent lid

619340	1

2/4 modules

619341	1

4/7 modules

619342	1

6/10 modules

619343	1

10/14 modules

619344	1

24/26 modules

619345	1

36/39 modules



Insulated support for earth or neutral

619337	1/30/180

for enclosure 4/7 modules
connection range 7 x 10 mm^2

619319	1/20/120

for enclosure 6/10 modules
connection range
2 x 16 mm^2 + 8 x 10 mm^2

619320	1/20/210

for enclosure 10/14 modules
connection range
2 x 16 mm^2 + 12 x 10 mm^2

619321	1/10/60

for enclosure 24/36 modules
connection range
2 x 16 mm^2 + 12 x 10 mm^2

GE YATRON 日騰
Authorized P.B / Distributor | Intelligence Makes The Dream Come True | WWW.YATRON.COM.CN

Insulated enclosures
Flush mounting

Fix-o-Rail 150-F4 *IP40*

- *Total safety*
- *Complete*
- *Important time saving features*
- *High quality*
- *Great design*

Approvals / Marking

CEBEC CE

Standards

BS EN 60439-3

Applications

The Fix-o-Rail 150-F4 is an electrical distribution board for the following applications:
– homes: new buildings, renovations and add-on devices
– commercial buildings: offices, shops, etc.
Due to the discreet design and colour of the masking frame and door, the Fix-o-Rail 150-F4 flush mounting enclosure offers signifiant aesthetic appeal, particularly in applications where appearance is important.

Features

- High protection degree: IP40-IK07
- **Total insulation** ⧈
- CEBEC-approval

- 1-2-3-4 rows / 14 modules per row
- For all flush mounting installations
- One enclosure for installation in brickwork and studded walls
- Transparent or plain door
- Universal for all modular equipment with a shoulder height of 47 mm and a max. depth of 70 mm
- Wiring space:
  - 20 mm behind the mounting frame
  - 150 mm between the DIN-rails
  - above and below the base

- Removable mounting frame / Removable entries
- Easy to install

- Base, cable entries and protective cover are made in high resistant material
- ABS for the base and cover
- Flame resistance: self extinguishing material, resist the 850°C
- The **door and the masking** frame are **in sheet steel**, coated with a white epoxy powder (colour RAL 9010)
- In accordance with EN 60439-3
- Sturdy enclosure and mounting frame

- Due to the discreet design of the masking frame and door, the Fix-o-Rail 150-F4 offers signifiant aesthetic appeal
- Colour RAL 9010
- Optional security lock

Components

Fix-o-Rail 150-F4 enclosure includes:
- an earth bar
- adhesive pictograms
- labels for circuit identification
- protective plate on the base (against dust and plaster)
- label holders
- installation guidelines
- a blank plate

Dimensions ● pg F.53

Fix-o-Rail 150-F4 - Base and door included



	H x W x D (mm)	Equipment		No. of modules	No. of rows	Ref. No.	Pack.
Transparent door	350 x 375 x 108	Earth bar: connection 14 x 16 mm^2 Neutral bar: connection 14 x 16 mm^2	In 50A	14	1	**610368**	1
	525 x 375 x 108	Earth bar: connection 14 x 16 mm^2 Neutral bar: connection 14 x 16 mm^2	In 63A	28	2	**610369**	1
	675 x 375 x 108	Earth bar: connection 18 x 16 mm^2 Neutral bar: connection 18 x 16 mm^2	In 80A	42	3	**610370**	1
	825 x 375 x 108	Earth bar: connection 18 x 16 mm^2 Neutral bar: connection 18 x 16 mm^2	In 100A	56	4	**610371**	1
Plain door	350 x 375 x 108	Earth bar: connection 14 x 16 mm^2 Neutral bar: connection 14 x 16 mm^2	In 50A	14	1	**610372**	1
	525 x 375 x 108	Earth bar: connection 14 x 16 mm^2 Neutral bar: connection 14 x 16 mm^2	In 63A	28	2	**610373**	1
	675 x 375 x 108	Earth bar: connection 18 x 16 mm^2 Neutral bar: connection 18 x 16 mm^2	In 80A	42	3	**610374**	1
	825 x 375 x 108	Earth bar: connection 18 x 16 mm^2 Neutral bar: connection 18 x 16 mm^2	In 100A	56	4	**610375**	1

Accessories



Half-inset frame (RAL 9010)

610376	1
For 1 row enclosure	
610377	1
For 2 rows enclosure	
610378	1
For 3 rows enclosure	
610379	1
For 4 rows enclosure	

Security lock

610384	1
With two keys	



Blank plate

610382	500
Length = 72 mm	
Cut-out width = 45 mm	
Section of 9 mm	
Colour RAL 9010	

Support with earth or neutral terminals

610385	4
Cable section: 18 x 16 mm^2	
Delivered with 3 and 4 rows enclosures	
610386	4
Cable section: 14 x 16 mm^2	
Delivered with 1 and 2 rows enclosures	



Labels and label holders

610383	1
Set of 50 pieces	

Support with terminals L1, L2, L3, N

610387	4
Cable section: 4 (5 x 16 mm^2)	



Adhesive pictograms

610380	1
For clear and permanent identification of circuits	
Set of 50 pieces	

Support with terminals

610532	4
Cable section: 2 (17 x 16 mm^2)	





Grips

For building into studded walls

610381	1

GE YATRON 日騰
Authorized P.B / Distributor | Intelligence Makes The Dream Come True | WWW.YATRON.COM.CN

Junction boxes

Flex-o-Box IP65

Approvals / Marking

CEBEC KEMA CE

Features

Flex-o-Box Junior

Technical data
- Suitable for surface mounting
- 2.5 mm^2 - 500V
- IP65 protection degree
- Standards and approvals
  CEBEC: NBN C 68-685-2-0
  NBN C68-685-1
  KEMA: EN/IEC 670
- Colour: RAL 7035
- Material: resists the 750°C incandescent wire test
- Halogen-free
- Operating temperature: -5°C to +60°C
- Total insulation: ⧈

Eight flexible entries
- 7 x Ø 20 in the side wall
- 1 x Ø 20 in the back
- Suitable for cable max. Ø 20
- Suitable for tubes 5/8" and 3/4"

Flex-o-Box JB6

Technical data
- Suitable for surface mounting
- 6 mm^2 - 500V
- IP65 protection degree
- Standards and approvals:
  CEBEC: NBN C68-685-2-0
  NBN C68-685-1
  KEMA: EN/IEC 670
- Colour: RAL 7035
- Material: resists the 750°C incandescent wire test
- Halogen-free
- Operating temperature: -5°C to +60°C
- Total insulation: ⧈

Nine flexible entries
- 7 x PG16 in the side wall
- 2 x Ø 20 mm max. entries in the back of the base
- Suitable for cable max. Ø 20
- Suitable for tubes 5/8" and 3/4"
- Suitable for cable seals (8 mm min. thread length)



Dimensions ● pg F.59

Flex-o-Box

			Ref. No.	Pack.
	Junior	Junction box 2.5 mm²	600656	10/100
		Junction box 2.5 mm² (40 pieces in a red polybox basket)	600311	1
	JB⁶	Junction box 6 mm²	600651	100/200
		Junction box 6 mm² (24 pieces in a grey polybox basket)	600310	1/24

Accessories



for Junior and JB⁶

Terminal block

600950	30

6 mm² - 500V - pin-type

5-terminal blocks

Possible connections per terminal:

6 x 1.5 mm² 2 x 6 mm²

4 x 2.5 mm² 2 x 10 mm²

3 x 4 mm²

Terminal strip

600650	20/200

6 mm² - 500V - hole-type

5-terminal strips

Possible connections per terminal:

6 x 1.5 mm² 3 x 4 mm²

4 x 2.5 mm² 2 x 6 mm²

only for JB⁶

Cable seal

851046	50

PG16 grey

Entry socket for tube

600933	25/300

PG16 for tube 5/8" grey

600934	25/300

PG16 for tube 3/4" grey

for tube ø 16 mm

for tube ø 20 mm

Insulated cap

600945	25

PG16 grey

Screws

For cover fastening

600652	40

Stainless steel



GE YATRON 日騰
Authorized P.B / Distributor | Intelligence Makes The Dream Come True | WWW.YATRON.COM.CN

Junction boxes

Series 55 IP66



Approval

CEBEC

Applications

- As an empty box
- As a junction box (10/16/25 mm^2)
- Coupled

Features

- Standard: EN/IEC 529
- Material: thermoplastic high impact polyphenylene oxyde
- Total insulation: ⧈

Dimensions

Three sizes - three types
55100 - 125 x 125 x 75 mm
55200 - 175 x 175 x 95 mm
55300 - 225 x 175 x 95 mm

Dimensions ● pg F.59

Benefits

The cable entries are selective knockouts placed as close as possible to the wall.



Oval openings in the base allow levelling.
Four fixing holes outside the gasket and two fixing holes inside the box.

The raised bottom avoids obstruction while cabling and bending of the cables.

Raised supports for the placement of the mounting plate.

The screws are thermoplastic, captive, full turn, with a big pitch and placed outside the gasket.

All the boxes are sealable.

Series 55100 - 10 mm²

IP66 - IK07

	Cover	Entries	Characteristics	Ref. No.	Pack.
	grey	5 x PG 16/21	Empty. Can be equipped with terminal blocks 600516	**600514**	16
	grey	5 x PG 16/21	Equipped with terminal blocks 600516: 5 clamps with maximum capacity: 5 x 4 mm² / 4 x 6 mm² / 3 x 10 mm²	**600515**	16

Series 55200 - 16 mm²

IP66 - IK07

	Cover	Entries	Characteristics	Ref. No.	Pack.
	grey	6 x PG 16/21 5 x PG 21/29	Empty. Can be equipped with terminal blocks 600525 600526 (x5) 600544 (x5) 600545 (x5) 600516	**600517**	9
	grey	6 x PG 16/21 5 x PG 21/29	Equipped with terminal blocks 600525: 5 clamps with maximum capacity: 5 x 6 mm² / 4 x 10 mm² / 3 x 16 mm²	**600524**	9
	transparent	6 x PG 16/21 5 x PG 21/29	Empty	**600523**	9

Series 55300 - 25 mm²

IP66 - IK09

	Cover	Entries	Characteristics	Ref. No.	Pack.
	grey	8 x PG 21 6 x PG 21/29	Empty. Can be equipped with terminal blocks 600544 (x5) 600545 (x5) 600525 600526 (x5)	**600532**	1
	grey	8 x PG 21 6 x PG 21/29	Equipped with terminal blocks 600544 (x5): 5 clamps/nuts with maximum capacity: 4 x 16 mm² / 3 x 25 mm² / 2 x 35 mm²	**600543**	9
	transparent	8 x PG 21 6 x PG 21/29	Empty	**600539**	9

GE YATRON 日騰
Authorized P.B / Distributor | Intelligence Makes The Dream Come True | WWW.YATRON.COM.CN

Accessories Series 55

Terminal blocks 500V 10 mm²

600516	6

Set terminal blocks with two fixation screws. With five clamps suitable for Al or Cu connection.
Maximum cable section per clamp:
5 x 4 mm² / 5 x 4 mm² / 5 x 4 mm².
Can be fitted in types 55100 and 55200.

Couplings

600509	1

Set of two pieces
PG21
It is possible to combine types
55200 and 55300

Terminal blocks 500V 16 mm²

600525	6

With five clamps, suitable for Al or Cu connection.
Maximum cable section per clamp:
5 x 6 mm² / 4 x 10 mm² / 3 x 16 mm².
Can be fitted in types 55200 and 55300.

Compression glands

600504	25

PG21 with nut in glass fibre reinforced polyamide. Grey.

600505	25

PG29 with nut in glass fibre reinforced polyamide. Grey.

Terminal blocks 500V 16 mm²

600526	24

With one clamp/nut (with nut), suitable for Al or Cu connection.
Maximum cable section per clamp:
5 x 6 mm² / 4 x 10 mm² / 3 x 16 mm².
Can be fitted in types 55200 and 55300.

Compression glands

600501	25

PG21 polyamide with nut in glass fibre reinforced polyamide. Brown.

600502	25

PG29 polyamide with nut in glass fibre reinforced polyamide. Brown.

Terminal blocks 500V 25 mm²

600544	24

With one clamp/nut (with nut), suitable for Al or Cu connection.
Maximum cable section per clamp:
4 x 16 mm² / 3 x 25 mm² / 2 x 35 mm².
Can be fitted in types 55200 and 55300.

Locknuts

600506	100

Nut in glass fibre reinforced polyamide to connect compression glands PG21. Grey.

600507	50

Nut in glass fibre reinforced polyamide to connect compression glands PG29.
Grey.

Terminal blocks 500V 25 mm²

600545	24

With one clamp/nut (double nut), suitable for Al or Cu connection.
Maximum cable section per clamp:
4 x 16 mm² / 3 x 25 mm² / 2 x 35 mm².
Can be fitted in types 55200 and 55300.

Universal entries (grey)

610130	25

Cable max. 18 mm, drill 23 mm, PG16

610132	25

Cable max. 24 mm, drill 29 mm, PG21

610133	25

Cable max. 32 mm, drill 38 mm, PG29.

Insulated cap

890838	48

Suitable for terminal blocks
600526
600544
600545

Notes

Dimensional drawings

Fix-o-Rail Junior - Surface mounting

4 modules

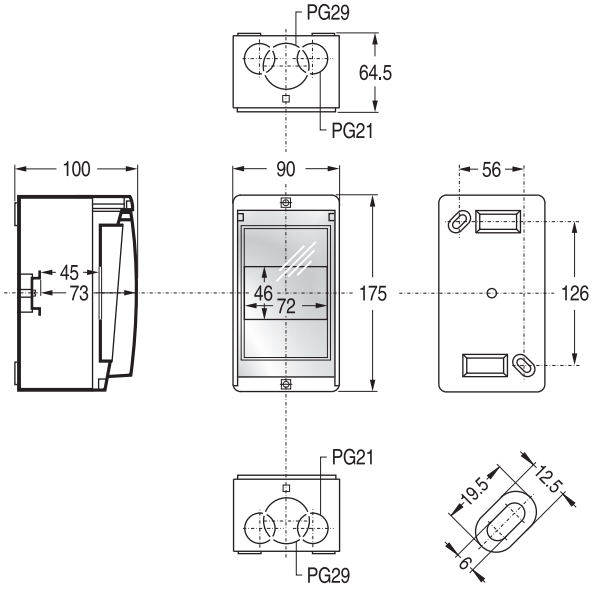

8 modules

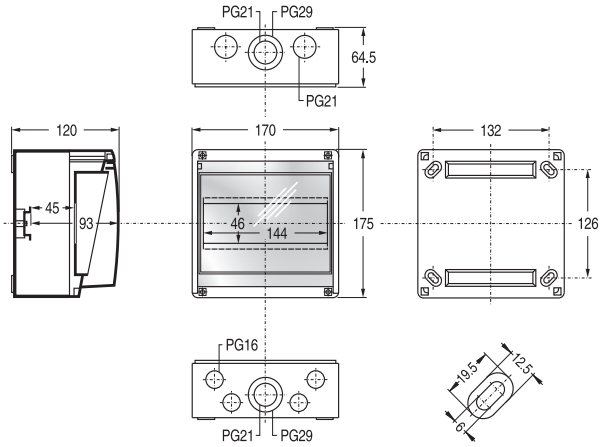

Fix-o-Rail 150 - Surface mounting

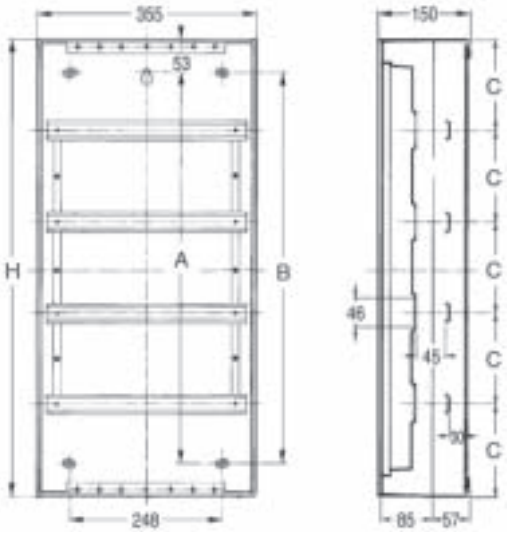

Dimensions (mm)				
Type	H	A	B	C
1 row - 18 mod.	270	163	162	135
2 rows - 36 mod.	450	343	342	150
3 rows - 54 mod.	600	493	492	150
4 rows - 72 mod.	750	643	642	150

Fix-o-Rail 150-F4 - Flush mounting

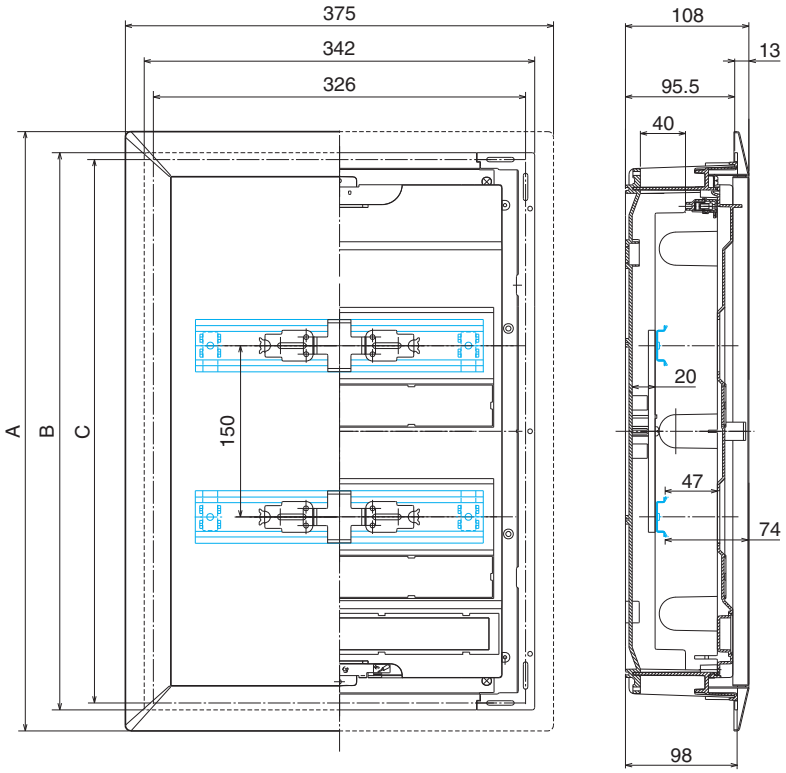

Dimensions (mm)			
Type	A	B	C
1 row - 14 mod.	350	313	301
2 rows - 28 mod.	525	488	476
3 rows - 42 mod.	675	638	626
4 rows - 56 mod.	825	788	776

Fix-o-Rail 150-F4 - Flush mounting

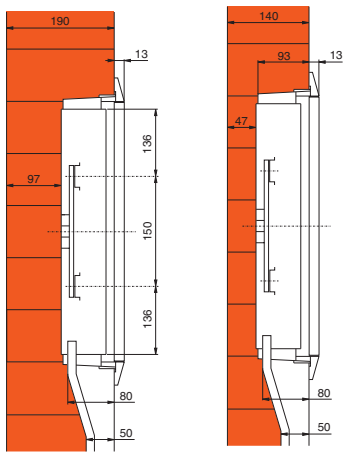

Flush mounting
into brickwork

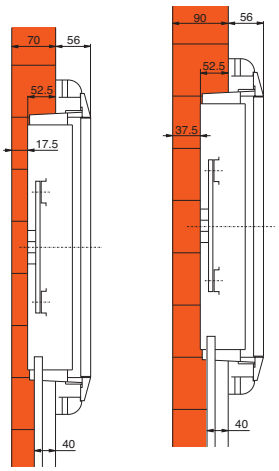

Flush mounting and semi flush
mounting into brickwork

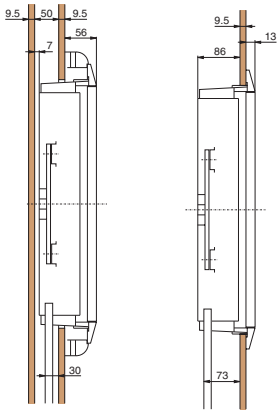

Semi flush mounting
into studded walls

GE YATRON 日騰
Authorized P.B / Distributor | Intelligence Makes The Dream Come True | WWW.YATRON.COM.CN

Dimensional drawings

Fix-o-Rail 144

Fix-o-Rail 144 S
Surface mounting

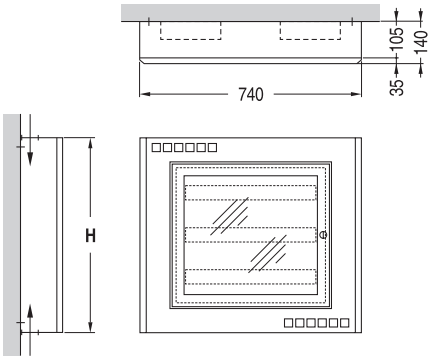

Dimensions (mm)	
	H
3 rows - 72 mod.	650
4 rows - 96 mod.	800
5 rows - 120 mod.	950
6 rows - 144 mod.	1100
4 rows+Record - 120 mod.	1100

Fix-o-Rail 144 F
Flush mounting

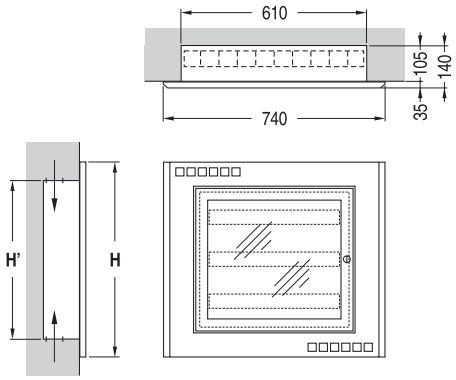

Dimensions (mm)		
	H	H'
3 rows - 72 mod.	650	560
4 rows - 96 mod.	800	710
5 rows - 120 mod.	950	860
6 rows - 144 mod.	1100	1010
4 rows+Record - 120 mod.	1100	1010

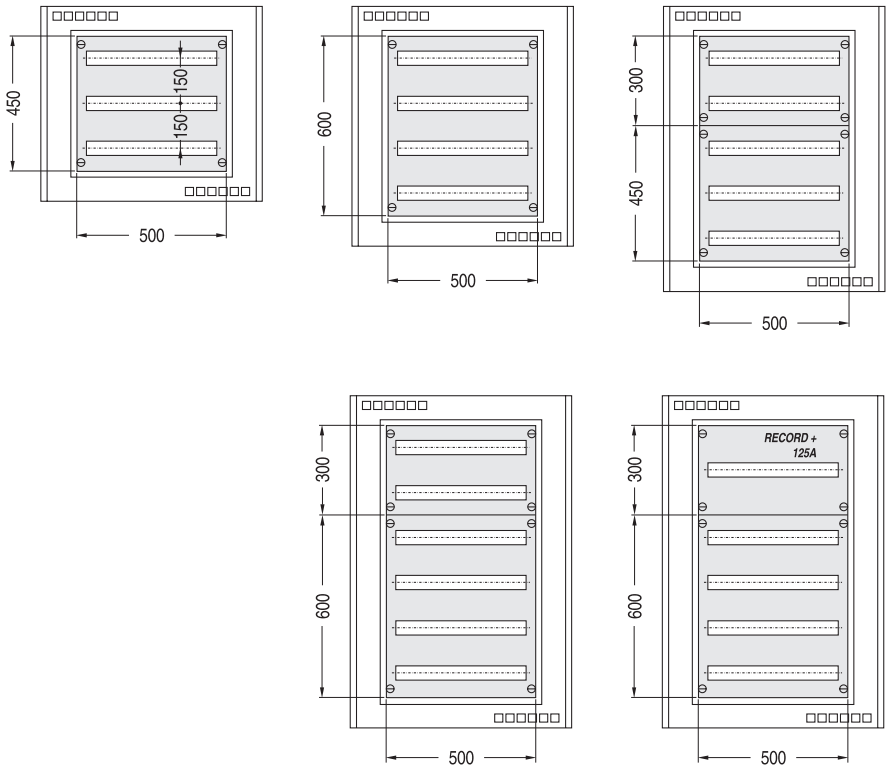

Fix-o-Rail Covers - Surface mounting

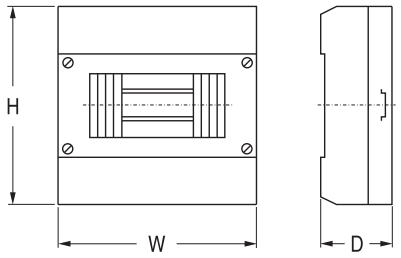

Dimensions (mm)			
Type	H	W	D
2 mod.	139	51	61
4 mod.	139	88	61
6 mod.	140	165	72
8 mod.	198	200	72

Fix-o-Rail Design - Surface mounting

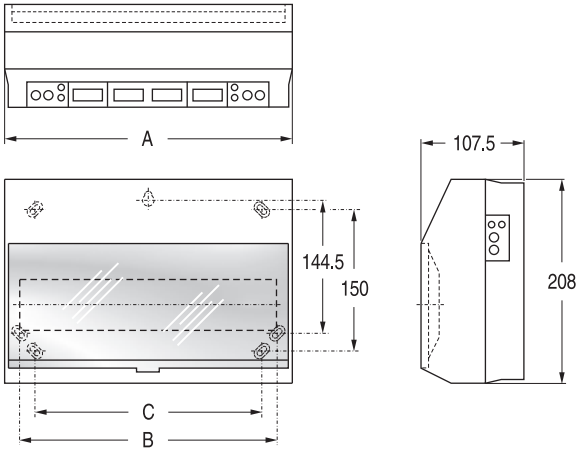

Dimensions (mm)			
Type	A	B	C
10 mod.	220	188	168
14 mod.	292	260	240
18 mod.	370	340	310

Fix-o-Rail Classic - Surface mounting

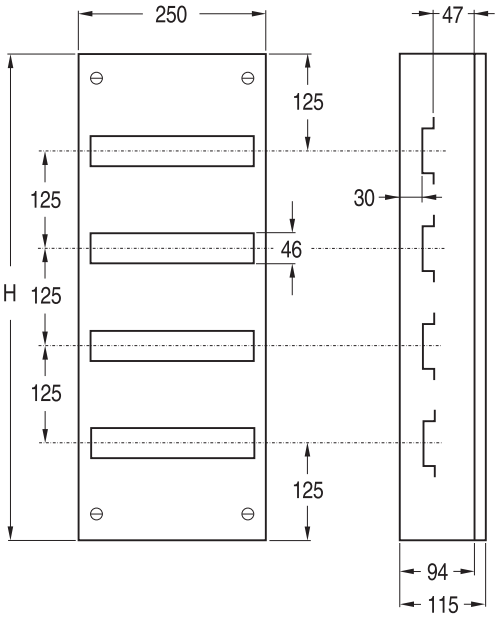

Dimensions (mm)	
Type	H
1 row - 13 mod.	250
2 rows - 26 mod.	375
3 rows - 39 mod.	500
4 rows - 52 mod.	625

GE YATRON 日騰
Authorized P.B / Distributor | Intelligence Makes The Dream Come True | WWW.YATRON.COM.CN

Dimensional drawings

Fix-o-Rail 55 - Surface mounting

3 modules

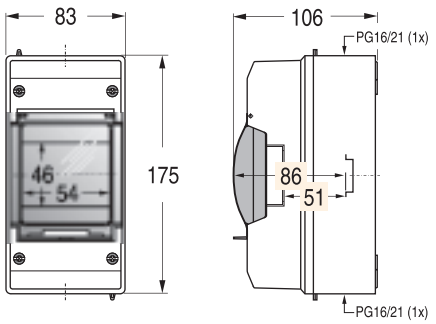

5-8 modules

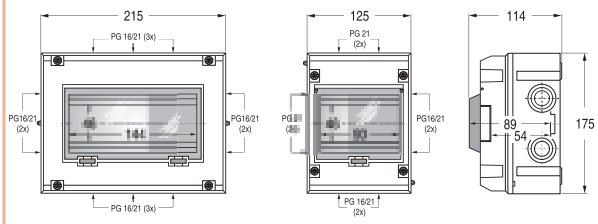

12 modules

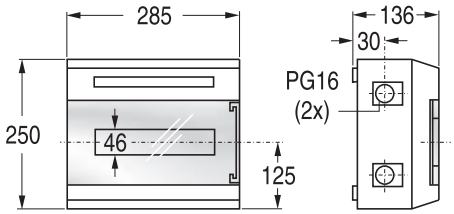

24 modules

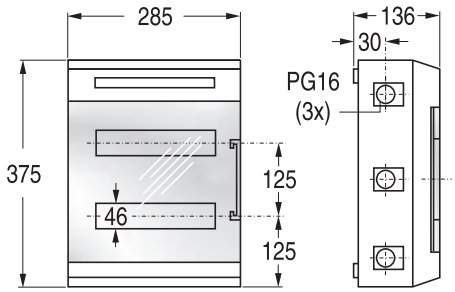

36 modules

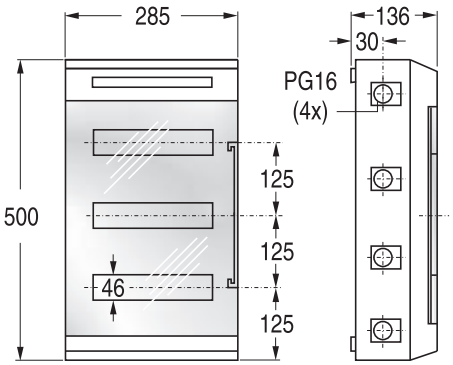

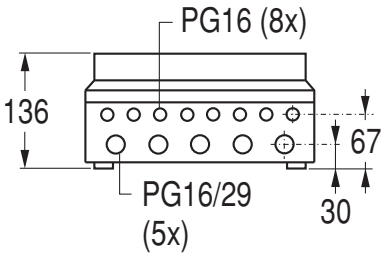

Fix-o-Rail Senior - Surface mounting

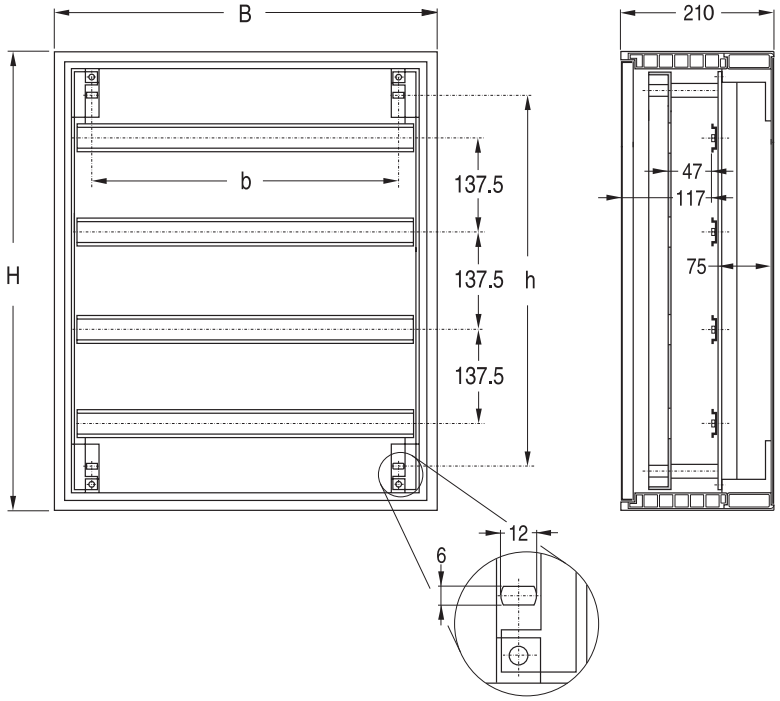

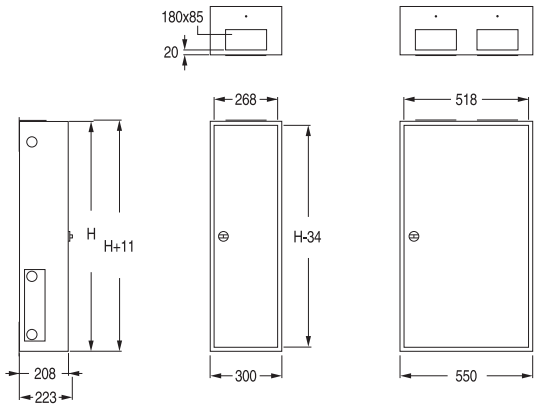

Dimensions (mm)				
Type	B	b	H	ha
4 rows - 48 mod.	300	191	650	401
5 rows - 60 mod.	300	191	800	551
4 rows - 96 mod.	550	441	650	401
5 rows - 120 mod.	550	441	800	551
6 rows - 144 mod.	550	441	950	701

Accessories distribution boards

Gland plate

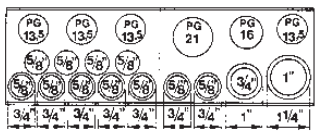

4P terminal 63A

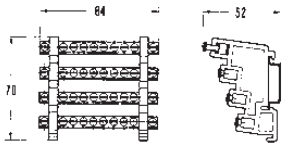

4P terminal 160A

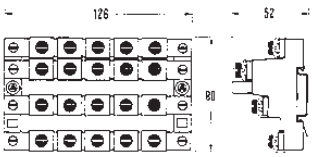

GE YATRON 日騰
Authorized P.B / Distributor | Intelligence Makes The Dream Come True | WWW.YATRON.COM.CN

Dimensional drawings

Abaco F - Flush mounting

1 row - 14 modules

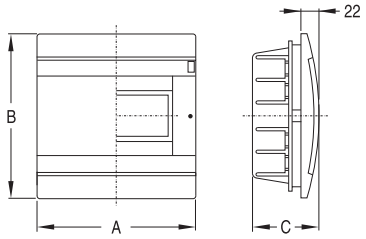

2 rows - 26 modules

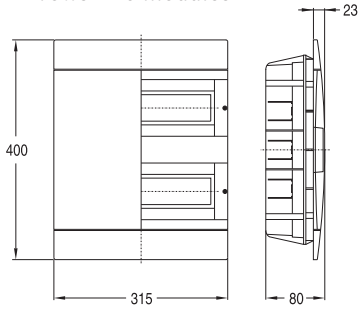

3 rows - 39 modules

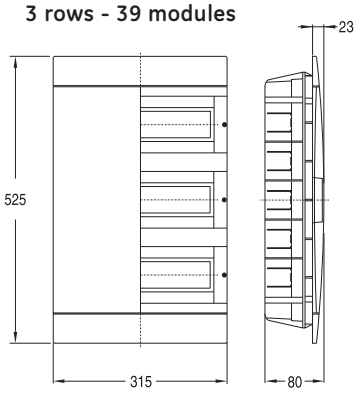

Dimensions (mm)			
Type	A	B	C
4 mod.	120	200	73
7 mod.	180	200	73
10 mod.	230	200	73
14 mod.	300	200	73

Fix-o-Rail 150 M - Surface mounting

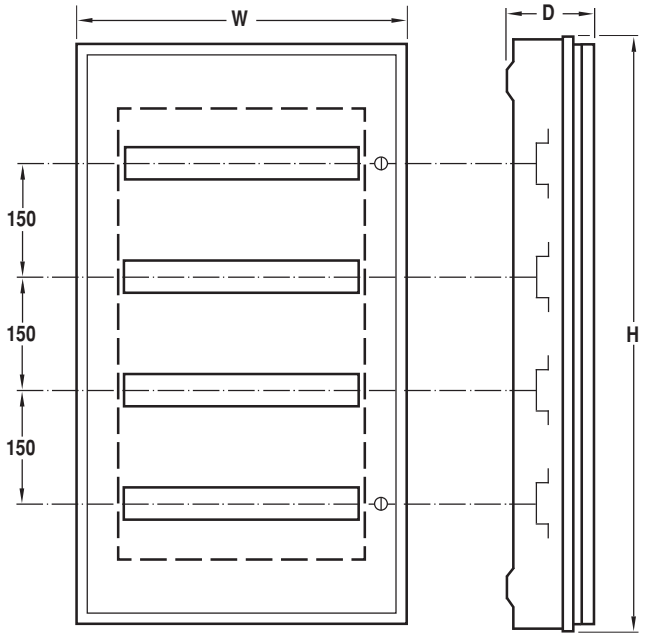

Dimensions (mm)			
Type	H	W	D
1 row - 18 mod.	216	415	110
2 rows - 36 mod.	376	437	110
3 rows - 54 mod.	610	437	110
4 rows - 72 mod.	768	437	110

Abaco S - Surface mounting

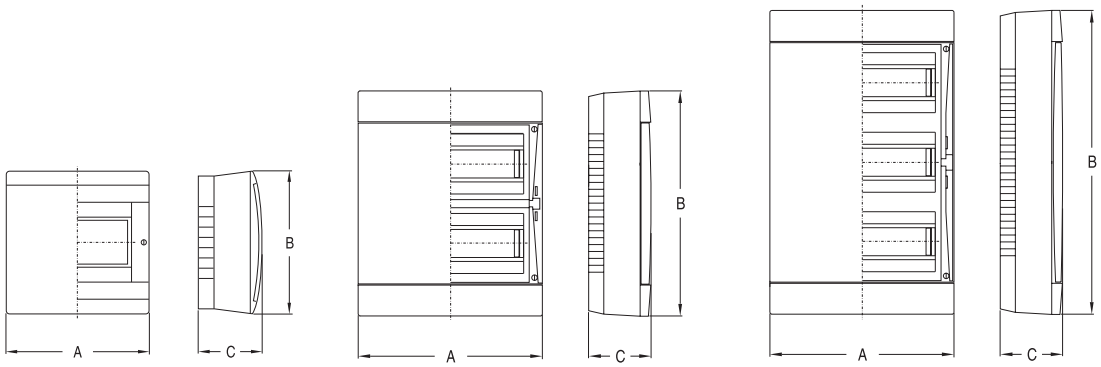

Dimensions (mm)			
Type	A	B	C
1 row - 8/10 mod.	230	200	110
1 row - 12/14 mod.	300	200	110
2 rows - 24/26 mod.	315	400	110
3 rows - 36/39 mod.	315	525	110

Flex-o-Box - Junction box

Flex-o-Box Junior

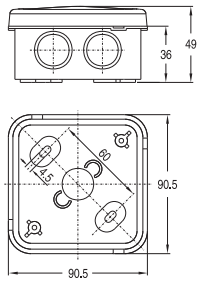

Flex-o-Box JB6

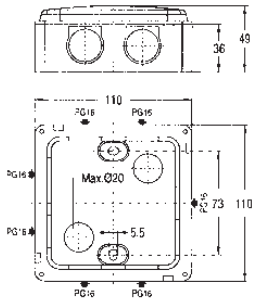

Series 55 - Junction box

Series 55100

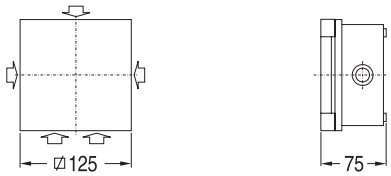

Series 55300

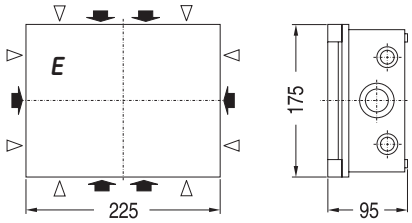

Series 55200

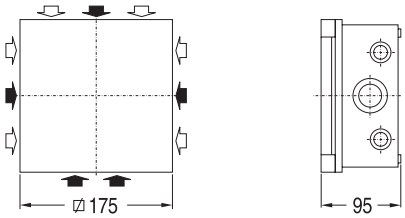

PG 21
PG 16/21
PG 21/29

Dimensional drawings

Distribution board - Type A

Dimensions (mm)			
Code	H	W	D
A	270	368	127
B	270	412	127
C	270	484	127

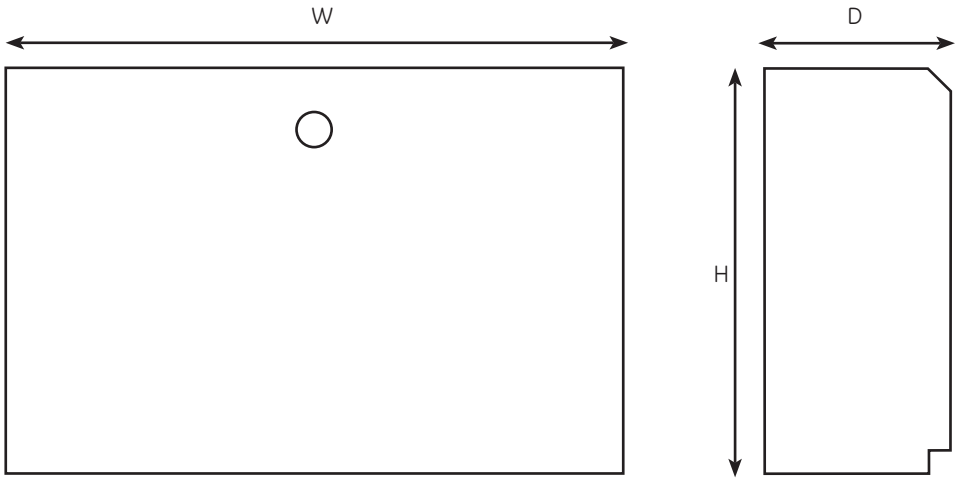

Distribution board - Type B

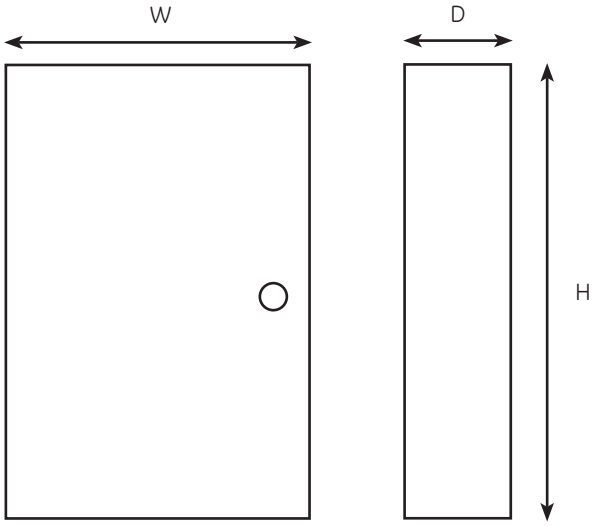

Dimensions (mm)			
Code	H	W	D
A	534	135	500
B	588	135	500
C	642	135	500
D	750	135	500
E	912	135	500
F	1136	135	500
G	250	135	500
H	500	135	500

Extension Incomers and Enclosures

G.2 FD frame 160A
G.3 FD - Complete Circuit Breaker - Residual Current Devices
G.4 FD - Internal Accessories - Operators
G.5 FD - Installation Accessories - Connections: Optional
G.6 Dimensional Drawings

GE YATRON 日騰
Authorized P.B / Distributor | Intelligence Makes The Dream Come True | WWW.YATRON.COM.CN

Moulded Case Circuit Breakers

FD frame 160A

Circuit breaker type		FD63/160E
EN/IEC 60947-2		
Poles	Number of	3,4
Rated insulation voltage	Ui (V)	750
Rated impulse withstand voltage	Uimp (kV)	8
Rated operational voltage Ue	Volts AC	690
Line Protection Device		
Category of use		A
Suitable for use as a isolator	Positive ON & OFF	yes
Rated current Ith=Ie	A at 40°C	160
Ultimate breaking capacity Icu [kA]	230V AC	40
	400/415V AC	25
	440V AC	14
	500V AC	12
	690V AC	4.5
Service breaking capacity Ics (%Icu)	≤ 500V	75%
Single phase breaking capacity IIT [kA]	230V AC	25
	400/415V AC	4.5
Endurance (CO operations)	Mechanical	10000
	Electrical at In	5000
	Electrical at In/2	10000
Endurance (ON-tripped operations)	Mechanical	4000

Installation

Mounting	On symmetrical DIN-rail	yes
	Fixed	yes
Connection	Front	yes
	Rear	yes
Dimensions [W x H x D] mm	3pole, fixed front connection	81x130x85
	4pole, fixed front connection	108x130x85
Weights [kg]	3pole, fixed front connection	0.9
	4pole, fixed front connection	1.3

Ⓐ Auxiliary contact left mounted (NO or NC)
Ⓑ Auxiliary contact right mounted (NO or NC)
Ⓒ Bell alarm trip unit (NO or NC)
Ⓓ Shunt or undervoltage release
Ⓔ Operator
Rotary handle
Ⓕ Side mounted RCD [1]

(1) Bottom mounted version is also available (below trip unit)

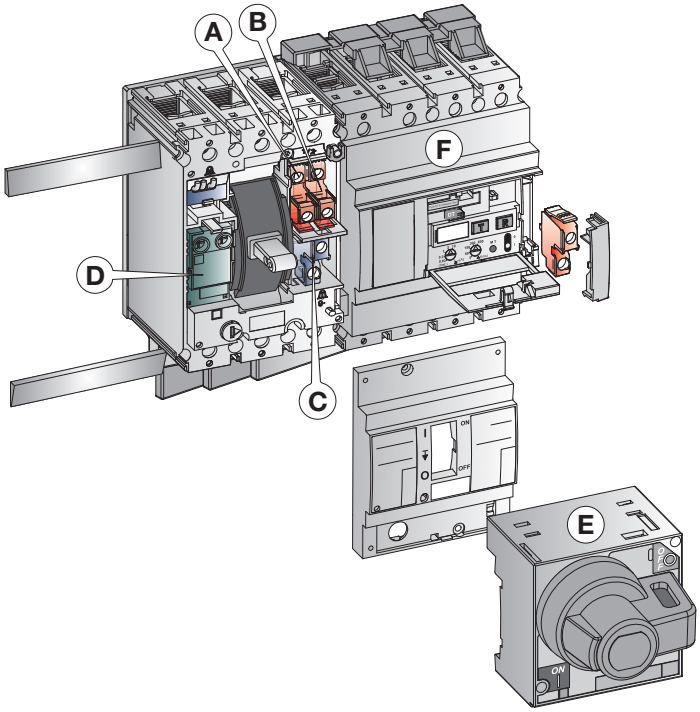

Dimensions ● pg G.6

FD 63/160 - Complete Circuit Breaker



Line Thermal Magnetic LTM (adjustable thermals)

		3 pole 3 trips		4 pole 4 trips(1)	
	In (A)	Cat. No.	Ref. No.	Cat. No.	Ref. No.
25 kA FDE	16	FDE36TE016ED	**433649**	FDE46TE016ED	**433697**
	20	FDE36TE020ED	**433651**	FDE46TE020ED	**433699**
	25	FDE36TE025ED	**433653**	FDE46TE025ED	**433701**
	32	FDE36TE032ED	**433655**	FDE46TE032ED	**433703**
	40	FDE36TE040ED	**433657**	FDE46TE040ED	**433705**
	50	FDE36TE050ED	**433659**	FDE46TE050ED	**433707**
	63	FDE36TE063ED	**433661**	FDE46TE063ED	**433709**
	80	FDE36TE080GD	**433663**	FDE46TE080GD	**433711**
	100	FDE36TE100GD	**433665**	FDE46TE100GD	**433713**
	125	FDE36TE125GD	**433667**	FDE46TE125GD	**433715**
	160	FDE36TE160GD	**433669**	FDE46TE160GD	**433717**

One code covers a standard, fixed front connection breaker with fixation hardware and DIN rail mounting kit.
Bell alarm mechanism and motor drive accessories can not be used with the FDE type.

FD - Residual Current Devices

RCD Side Mounted(2)

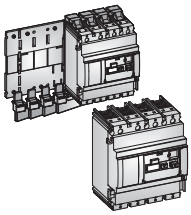

3pole	220/440V	FDQDS3M/6	**431095**
4pole	220/440V	FDQDS4M/6	**431103**
3pole	400/690V	FDQDS3H/6	**431090**
4pole	400/690V	FDQDS4H/6	**431101**

One code covers an RCD with: DIN-rail mounting kit and multidirectional supply kit

3pole	220/440V	FDQDI3M/6	**431086**
4pole	220/440V	FDQDI4M/6	**431088**

One code covers an RCD: Screw mounted device and interconnection kit (one side)

(1) Neutral on the left.
(2) Bottom mounted version is also available (below trip unit).

GE YATRON 日騰
Authorized P.B / Distributor | Intelligence Makes The Dream Come True | WWW.YATRON.COM.CN

FD - Internal Accessories

Contacts

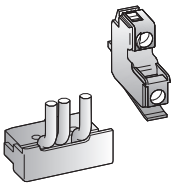

	Normally open		Normally closed			
	Cat. No.	Ref. No.	Cat. No.	Ref. No.	Cat. No.	Ref. No.
Aux. switch right mounted	FAS10R	**430837**	FAS01R	**430831**		
Aux. switch left mounted	FAS10L	**430834**	FAS01L	**430828**		
Bell alarm trip unit	FABAT10	**430818**	FABAT01	**430815**		
Bell alarm RCD device	FABAT10	**430818**	FABAT01	**430815**		

Releases

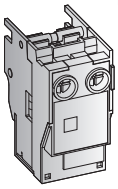

	Shunt		Undervoltage		Delayed undervoltage	
12V AC/DC	FASHTB	**430840**				
24V AC/DC	FASHTD	**430843**	FAUVRD	**430861**		
48V AC/DC	FASHTF	**430846**	FAUVRF	**430864**		
60V AC/DC	FASHTH	**435118**	FAUVRH	**435120**		
110V AC/DC	FASHTJ	**430849**	FAUVRJ	**430867**		
220/240V AC/DC	FASHTN	**430852**	FAUVRN	**430870**	FAUVDN	**430858**
400/415V AC	FASHTU	**430855**	FAUVR8	**436472**		
440/480V AC			FAUVRU	**430873**		

FD - Operators

Rotary Handles

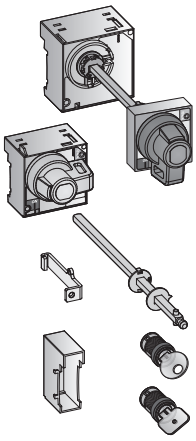

	Direct on unit device		Rotary handle for use through door or cover plate[2]		Panel or door mounted	
Grey (max. 350 mm)	FDNRF/5	**436478**	FDNRC/5	**436474**	FDNRD/5	**436476**
Red (max. 350 mm)	FDNRFV/5	**436479**	FDNRCV/5	**436475**	FDNRDV/5	**436477**
Grey + auxiliary contacts 2xNO			FDNRY/5	**436487**	FDNRZ/5	**436489**
Red + auxiliary contacts 2xNO			FDNRYV/5	**436488**	FDNRZV/5	**436490**
Flex operator adaptor push to trip	FDNFT	**430968**	Only for use with panel or door mounted type			
Extension shaft kit (max. 600 mm)	FDNRE	**430986**				
Side-by-side installation adapter kit	FDNR4	**430971**	Not for use with panel or door mounted type			
Ronis Key lock 1[1]	FA1BR1	**430088**				
Ronis Key lock 2[1]	FA1BR2	**430089**				
Ronis Key lock 3[1]	FA1BR3	**430504**				
Ronis Key lock 4[1]	FA1BR4	**430505**				
Ronis Key lock 5[1]	FA1BR5	**430506**				
Ronis Key lock 6[1]	FA1BR6	**430507**				
Ronis Key lock[1]	FA1BRH	**430068**				
Profalux Key lock[1]	FA1BPH	**430813**				

(1) Key included
(2) Add door flange FDFH to allow use of the door interlock options

FD - Installation Accessories

		Cat. No.	Ref. No.
Terminal shields (with finishing covers)	Long 3pole, set of 2 pcs.	FDJL3	**430951**
	Long 4pole, set of 2 pcs.	FDJL4	**430954**
	Short 3pole, set of 2 pcs.	FDJS3	**430960**
	Short 4pole, set of 2 pcs.	FDJS4	**430963**
Specific to connection area	Phase separators, set of 12 pcs.	FDJP	**430957**
	Back plate set of 2 pcs. (3 or 4 pole)	FDJB	**430945**
	Finger protection IPXXB (set of 12 pcs.)	FDJK	**430069**
Covers	Cutout adaptor, breaker + T.U. 3 pole	FDUF3	**430830**
	Cutout adaptor, breaker + T.U. 4 pole	FDUF4	**430832**
	Cutout filler length 1,2 meter 64 mm	FBF6	**883970**
Padlocking devices for toggle operator(1)	Padlocking removable	FD1PR	**430879**
	Padlocking fixed	FD1PF	**430878**
Circuit indication/ coding	Set of 20 blank labels	FAC	**430821**
Heightening set for ElfaPlus MCB's	Length 354 mm	FDKE	**617947**
Door Flanges	Breaker front face 3 pole and RCD bottom mounted	FDFF3	**430941**
	Breaker front face 4 pole	FDFF4	**430942**
	Rotary handle (through cover plate model)	FDFH	**430829**
	Electrical operator	FDFE	**432010**
Spare Parts	DIN-rail adaptor kit 3pole(2)	FDKD3	**430966**
	DIN-rail adaptor kit 4pole(2)	FDKD4	**430967**
	Spare toggle (set of 5 pieces)	FDUT	**433539**
	Finishing covers 3pole, set of 2 pcs.(2)	FDUA3	**431025**
	Finishing covers 4pole, set of 2 pcs.(2)	FDUA4	**431026**

FD - Connections: Optional

Extenders(3)	Standard 3pole	(a)	FDBES3	**430887**
	Standard 4pole		FDBES4	**430888**
	Heightened 3pole	(b)	FDBEH3	**430885**
	Heightened 4 pole		FDBEH4	**430886**
	Twisted 90° 3pole	(c)	FDBEA3	**430883**
	Twisted 90° 4pole		FDBEA4	**430884**
Spreader Flat(3)	Pole spacing 35 mm, 3pole		FDBSS3	**430891**
	Pole spacing 35 mm, 4pole		FDBSS4	**430892**
External Box Clamps(3)	Box clamp Cu/Al 95 mm^2 ,set 3pole(4)		FDTCA1316	**433400**
	Box clamp Cu/Al 95 mm^2, set 4pole(4)		FDTCA1416	**433401**

(a) (b) (c)

(1) Padlocks not included
(2) Supplied with breakers, not with FDE type
(3) Set for equipping the line OR load side of breaker
(4) External lugs are always delivered with standard extender

GE YATRON 日騰
Authorized P.B / Distributor | Intelligence Makes The Dream Come True | WWW.YATRON.COM.CN

Dimensional Drawings

Breakers FD63/160 Fixed, Front connected

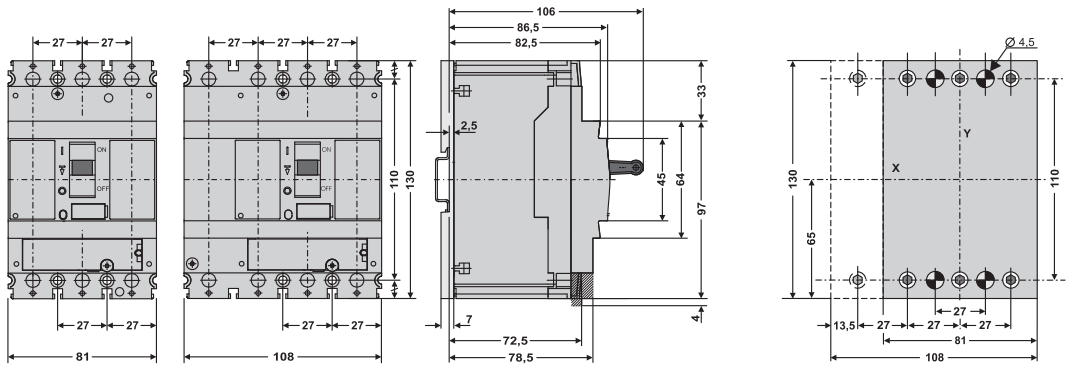

RCD Side mounted - FD63/160

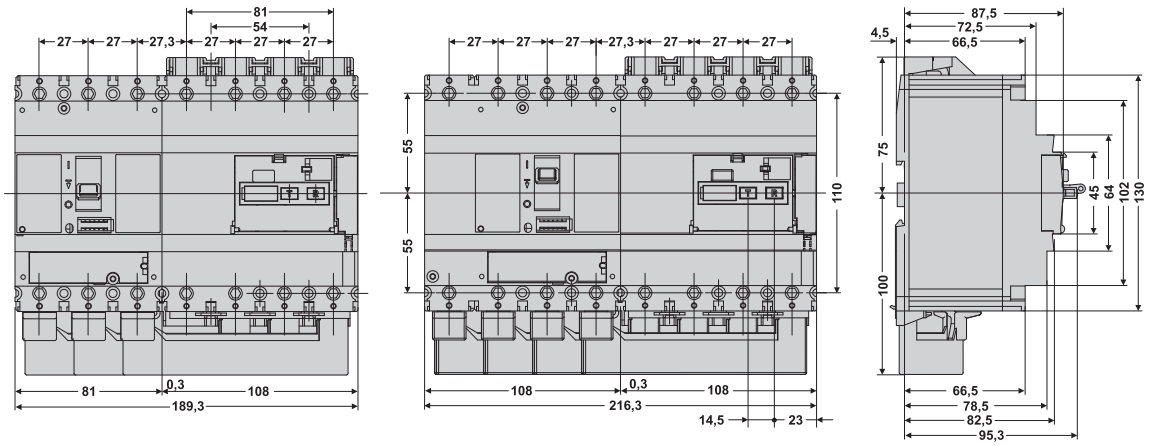

X.2 Numerical index by reference number
X.14 Numerical index by catalogue number

Redline

Ref. No.	Cat. No.	Page
29...		
290234	EP103ULHB05	A.41
290237	EP103ULHB13	A.41
290238	EP103ULHB15	A.41
290242	EP103ULHB30	A.41
40...		
409000	LLINK1	F.29
43...		
430068	FA1BRH	G.4
430069	FDJK	G.5
430088	FA1BR1	G.4
430089	FA1BR2	G.4
430504	FA1BR3	G.4
430505	FA1BR4	G.4
430506	FA1BR5	G.4
430507	FA1BR6	G.4
430813	FA1BPH	G.4
430815	FABAT01	G.4
430818	FABAT10	G.4
430821	FAC	G.5
430828	FAS01L	G.4
430829	FDFH	G.5
430830	FDUF3	G.5
430831	FAS01R	G.4
430832	FDUF4	G.5
430834	FAS10L	G.4
430837	FAS10R	G.4
430840	FASHTB	G.4
430843	FASHTD	G.4
430846	FASHTF	G.4
430849	FASHTJ	G.4
430852	FASHTN	G.4
430855	FASHTU	G.4
430858	FAUVDN	G.4
430861	FAUVRD	G.4
430864	FAUVRF	G.4
430867	FAUVRJ	G.4
430870	FAUVRN	G.4
430873	FAUVRU	G.4
430878	FD1PF	G.5
430879	FD1PR	G.5
430883	FDBEA3	G.5
430884	FDBEA4	G.5
430885	FDBEH3	G.5
430886	FDBEH4	G.5
430887	FDBES3	G.5
430888	FDBES4	G.5
430891	FDBSS3	G.5
430892	FDBSS4	G.5
430941	FDFF3	G.5
430942	FDFF4	G.5
430945	FDJB	G.5
430951	FDJL3	G.5
430954	FDJL4	G.5
430957	FDJP	G.5
430960	FDJS3	G.5
430963	FDJS4	G.5
430966	FDKD3	G.5
430967	FDKD4	G.5
430968	FDNFT	G.4
430971	FDNR4	G.4
430986	FDNRE	G.4
431025	FDUA3	G.5
431026	FDUA4	G.5
431086	FDQDI3M/6	G.3
431088	FDQDI4M/6	G.3
431090	FDQDS3H/6	G.3
431095	FDQDS3M/6	G.3
431101	FDQDS4H/6	G.3
431103	FDQDS4M/6	G.3
432010	FDFE	G.5
433400	FDTCA1316	G.5
433401	FDTCA1416	G.5
433539	FDUT	G.5
433649	FDE36TE016ED	G.3
433651	FDE36TE020ED	G.3
433653	FDE36TE025ED	G.3
433655	FDE36TE032ED	G.3
433657	FDE36TE040ED	G.3
433659	FDE36TE050ED	G.3
433661	FDE36TE063ED	G.3
433663	FDE36TE080GD	G.3
433665	FDE36TE100GD	G.3
433667	FDE36TE125GD	G.3
433669	FDE36TE160GD	G.3
433697	FDE46TE016ED	G.3
433699	FDE46TE020ED	G.3
433701	FDE46TE025ED	G.3
433703	FDE46TE032ED	G.3
433705	FDE46TE040ED	G.3
433707	FDE46TE050ED	G.3
433709	FDE46TE063ED	G.3
433711	FDE46TE080GD	G.3
433713	FDE46TE100GD	G.3
433715	FDE46TE125GD	G.3
433717	FDE46TE160GD	G.3
435118	FASHTH	G.4
435120	FAUVRH	G.4
436472	FAUVR8	G.4
436474	FDNRC/5	G.4
436475	FDNRCV/5	G.4
436476	FDNRD/5	G.4
436477	FDNRDV/5	G.4
436478	FDNRF/	G.4
436479	FDNRFV/	G.4
436487	FDNRY/5	G.4
436488	FDNRYV/5	G.4
436489	FDNRZ/5	G.4
436490	FDNRZV/5	G.4
54...		
544331	VBANPE	D.37
545857	VED63	D.37
545879	VED35	D.37
546181	-	E.6
546184	-	E.6
546291	-	E.9
546297	LK/N7	F.40
546298	LK/N12	F.40
546299	LK/N15	F.40
546300	SKU 16/	F.40
546301	SKU 35/	F.40
546302	SKU 70/	F.40
546306	AKG 25	F.40
546307	AKS 25	F.40
546331	FST	F.40
546332	FDT	F.40
546336	EKL	F.40
56...		
560174	VBAB1	D.37
560186	VBAB3	D.37
562056	AGBS24	F.40
562273	AGBS25	F.40
562445	AXSK71	F.40
564041	AAZA10	F.40
564042	AAZA1	F.40
564043	AAZA2	F.40
564044	AAZA3	F.40
564045	AAZA4	F.40
564046	AAZPN12	F.40
564047	AAZPN16	F.40
564048	AAZP33	F.40
564049	AAZN33	F.40
564050	AAZK12	F.40
564051	AAZK16	F.40
564052	AAZK33	F.40
564053	AAZN3	F.40
564054	AAZG1	F.40
564055	AAZTU1	F.40
564056	AAZTA1	F.40
564057	-	F.39
564058	-	F.39
564059	-	F.39
564060	-	F.39
564061	-	F.39
564062	-	F.39
564063	-	F.39
564064	-	F.39
564065	-	F.39
564066	-	F.39
564067	-	F.39
564068	-	F.39
564092	PS	F.40
564349	AAZTU2	F.40
564350	AAZTA2	F.40
564352	AAZP11	F.40
564353	AAZP12	F.40
564533	-	F.39
564534	-	F.39
564535	-	F.39
564536	-	F.39
564537	-	F.39
564538	-	F.39
564539	-	F.39
564540	-	F.39
564541	-	F.39
564542	-	F.39
564543	-	F.39
564544	-	F.39
564545	-	F.39
564546	-	F.39
564547	-	F.39
564548	-	F.39
59...		
594009	NLINK1	F.29
60...		
600232	EDRE	A.50
600310	-	F.47
600311	-	F.47
600501	-	F.50
600502	-	F.50
600504	-	F.50
600505	-	F.50
600506	-	F.50
600507	-	F.50
600509	-	F.50
600514	-	F.49
600515	-	F.49
600516	-	F.50
600517	-	F.49
600523	-	F.49
600524	-	F.49
600525	-	F.50
600526	-	F.50
600532	-	F.49
600539	-	F.49
600543	-	F.49
600544	-	F.50
600545	-	F.50
600573	-	F.37
600574	-	F.37
600575	-	F.37
600650	-	F.47
600651	-	F.47
600652	-	F.47
600656	-	F.47
600933	-	F.47
600934	-	F.47
600945	-	F.47
600950	-	F.47
601795	-	D.27
605030	DME100B06/010	B.15
605031	DME100B10/010	B.15
605032	DME100B16/010	B.15
605033	DME100B20/010	B.15
605034	DME100B25/010	B.15
605035	DME100B32/010	B.15
605036	DME100B40/010	B.15
605037	DME100B06/030	B.15
605038	DME100B10/030	B.15
605039	DME100B16/030	B.15
605040	DME100B20/030	B.15
605041	DME100B25/030	B.15
605042	DME100B32/030	B.15
605043	DME100B40/030	B.15
605044	DME100C06/010	B.15
605045	DME100C10/010	B.15
605046	DME100C16/010	B.15
605047	DME100C20/010	B.15
605048	DME100C25/010	B.15
605049	DME100C32/010	B.15
605050	DME100C40/010	B.15
605051	DME100C06/030	B.15
605052	DME100C10/030	B.15
605053	DME100C16/030	B.15
605054	DME100C20/030	B.15
605055	DME100C25/030	B.15
605056	DME100C32/030	B.15
605057	DME100C40/030	B.15
605060	DME60C06/030	B.15
605061	DME60C10/030	B.15
605062	DME60C16/030	B.15
605063	DME60C20/030	B.15
605064	DME60C25/030	B.15
605065	DME60C32/030	B.15
605066	DME60C40/030	B.15
605150	DMEA100B06/010	B.15
605151	DMEA100B10/010	B.15
605152	DMEA100B16/010	B.15
605153	DMEA100B20/010	B.15
605154	DMEA100B25/010	B.15
605155	DMEA100B32/010	B.15
605156	DMEA100B40/010	B.15
605157	DMEA100B06/030	B.15
605158	DMEA100B10/030	B.15
605159	DMEA100B16/030	B.15
605160	DMEA100B20/030	B.15
605161	DMEA100B25/030	B.15
605162	DMEA100B32/030	B.15
605163	DMEA100B40/030	B.15
605164	DMEA100C06/010	B.15
605165	DMEA100C10/010	B.15
605166	DMEA100C16/010	B.15
605167	DMEA100C20/010	B.15
605168	DMEA100C25/010	B.15
605169	DMEA100C32/010	B.15
605170	DMEA100C40/010	B.15
605171	DMEA100C06/030	B.15
605172	DMEA100C10/030	B.15
605173	DMEA100C16/030	B.15
605174	DMEA100C20/030	B.15
605175	DMEA100C25/030	B.15
605176	DMEA100C32/030	B.15
605177	DMEA100C40/030	B.15
606085	BPA216/010	B.7
606086	BPA225/030	B.7
606087	BPA240/030	B.7
606088	BPA263/030	B.7
606089	BPA280/030	B.7
606090	BPA2100/030	B.7
606091	BPA225/100	B.7
606092	BPA240/100	B.7
606093	BPA263/100	B.7
606094	BPA280/100	B.7
606095	BPA2100/100	B.7
606096	BPS225/100	B.7
606097	BPS240/100	B.7
606098	BPS263/100	B.7
606099	BPS280/100	B.7
606100	BPS2100/100	B.7
606101	BPA225/300	B.7
606102	BPA240/300	B.7
606103	BPA263/300	B.7
606104	BPA280/300	B.7
606105	BPA2100/300	B.7
606106	BPS225/300	B.7
606107	BPS240/300	B.7
606108	BPS263/300	B.7
606109	BPS280/300	B.7
606110	BPS2100/300	B.7
606111	BPA225/500	B.7
606112	BPA240/500	B.7
606113	BPA263/500	B.7
606114	BPA280/500	B.7
606115	BPA2100/500	B.7
606116	BPS225/500	B.7
606117	BPS240/500	B.7
606118	BPS263/500	B.7
606119	BPS280/500	B.7
606120	BPS2100/500	B.7
606121	BPA225/1000	B.7
606122	BPA240/1000	B.7
606123	BPA263/1000	B.7
606124	BPA280/1000	B.7
606125	BPA2100/1000	B.7
606126	BPS225/1000	B.7
606127	BPS240/1000	B.7
606128	BPS263/1000	B.7
606129	BPS280/1000	B.7
606130	BPS2100/1000	B.7
606131	BPC216/010*	B.7
606134	BPC263/030	B.7
606135	BPC280/030	B.7
606136	BPC2100/030	B.7
606140	BPC225/100	B.7
606141	BPC240/100	B.7
606142	BPC263/100	B.7
606143	BPC280/100	B.7
606144	BPC2100/100	B.7
606150	BPC263/300	B.7
606151	BPC280/300	B.7
606152	BPC2100/300	B.7
606153	BPC225/500	B.7
606154	BPC240/500	B.7
606155	BPC263/500	B.7
606156	BPC280/500	B.7
606157	BPC2100/500	B.7
606158	BPC225/1000	B.7
606159	BPC240/1000	B.7
606160	BPC263/1000	B.7
606161	BPC280/1000	B.7
606162	BPC2100/1000	B.7
606163	BPA425/030	B.7
606164	BPA440/030	B.7
606165	BPA463/030	B.7
606166	BPA480/030	B.7
606167	BPA4100/030	B.7
606168	BPA425/100	B.7
606169	BPA440/100	B.7
606170	BPA463/100	B.7
606171	BPA480/100	B.7
606172	BPA4100/100	B.7
606173	BPS425/100	B.7
606174	BPS440/100	B.7
606175	BPS463/100	B.7
606176	BPS480/100	B.7
606177	BPS4100/100	B.7
606178	BPA425/300	B.7
606179	BPA440/300	B.7

Ref. No.	Cat. No.	Page
606180	BPA463/300	B.7
606181	BPA480/300	B.7
606182	BPA4100/300	B.7
606183	BPS425/300	B.7
606184	BPS440/300	B.7
606185	BPS463/300	B.7
606186	BPS480/300	B.7
606187	BPS4100/300	B.7
606188	BPA425/500	B.7
606189	BPA440/500	B.7
606190	BPA463/500	B.7
606191	BPA480/500	B.7
606192	BPA4100/500	B.7
606193	BPS425/500	B.7
606194	BPS440/500	B.7
606195	BPS463/500	B.7
606196	BPS480/500	B.7
606197	BPS4100/500	B.7
606198	BPA425/1000	B.7
606199	BPA440/1000	B.7
606200	BPA463/1000	B.7
606201	BPA480/1000	B.7
606202	BPA4100/1000	B.7
606203	BPS425/1000	B.7
606204	BPS440/1000	B.7
606205	BPS463/1000	B.7
606206	BPS480/1000	B.7
606207	BPS4100/1000	B.7
606208	BPC425/030	B.7
606209	BPC440/030	B.7
606210	BPC463/030	B.7
606211	BPC480/030	B.7
606212	BPC4100/030	B.7
606216	BPC425/100	B.7
606217	BPC440/100	B.7
606218	BPC463/100	B.7
606219	BPC480/100	B.7
606220	BPC4100/100	B.7
606224	BPC425/300	B.7
606225	BPC440/300	B.7
606226	BPC463/300	B.7
606227	BPC480/300	B.7
606228	BPC4100/300	B.7
606229	BPC425/500	B.7
606230	BPC440/500	B.7
606231	BPC463/500	B.7
606232	BPC480/500	B.7
606233	BPC4100/500	B.7
606234	BPC425/1000	B.7
606235	BPC440/1000	B.7
606236	BPC463/1000	B.7
606237	BPC480/1000	B.7
606238	BPC4100/1000	B.7
606331	BPAi225/030	B.7
606332	BPAi240/030	B.7
606333	BPAi263/030	B.7
606334	BPAi425/030	B.7
606335	BPAi440/030	B.7
606336	BPAi463/030	B.7
606337	BPSi225/300	B.7
606338	BPSi240/300	B.7
606339	BPSi263/300	B.7
606340	BPSi280/300	B.7
606341	BPSi2100/300	B.7
606342	BPSi425/300	B.7
606343	BPSi440/300	B.7
606344	BPSi463/300	B.7
606345	BPSi480/300	B.7
606346	BPSi4100/300	B.7
606347	BPAi225/300	B.7
606348	BPAi240/300	B.7
606349	BPAi263/300	B.7
606350	BPAi425/300	B.7
606351	BPAi440/300	B.7
606352	BPAi463/300	B.7
607125	BDC225/030	B.7
607126	BDC240/030	B.7
607127	BDC225/300	B.7
607128	BDC240/300	B.7
607500	DOCA 232/030	B.17
607501	DOCA 232/100	B.17
607502	DOCA 232/300	B.17
607503	DOCA 232/500	B.17
607504	DOCA 232/1000	B.17
607506	DOCA 263/030	B.17
607507	DOCA 263/100	B.17
607508	DOCA 263/300	B.17
607509	DOCA 263/500	B.17
607510	DOCA 263/1000	B.17
607513	DOCS 232/100	B.17
607514	DOCS 232/300	B.17
607515	DOCS 232/500	B.17

Ref. No.	Cat. No.	Page
607516	DOCS 232/1000	B.17
607519	DOCS 263/100	B.17
607520	DOCS 263/300	B.17
607521	DOCS 263/500	B.17
607522	DOCS 263/1000	B.17
607536	DOC 232/030	B.17
607537	DOC 232/100	B.17
607538	DOC 232/300	B.17
607539	DOC 232/500	B.17
607540	DOC 232/1000	B.17
607542	DOC 263/030	B.17
607543	DOC 263/100	B.17
607544	DOC 263/300	B.17
607545	DOC 263/500	B.17
607546	DOC 263/1000	B.17
607584	DOCA 332/030	B.17
607585	DOCA 332/100	B.17
607586	DOCA 332/300	B.17
607587	DOCA 332/500	B.17
607588	DOCA 332/1000	B.17
607590	DOCA 363/030	B.17
607591	DOCA 363/100	B.17
607592	DOCA 363/300	B.17
607593	DOCA 363/500	B.17
607594	DOCA 363/1000	B.17
607597	DOCS 332/100	B.17
607598	DOCS 332/300	B.17
607599	DOCS 332/500	B.17
607600	DOCS 332/1000	B.17
607603	DOCS 363/100	B.17
607604	DOCS 363/300	B.17
607605	DOCS 363/500	B.17
607606	DOCS 363/1000	B.17
607620	DOC 332/030	B.17
607621	DOC 332/100	B.17
607622	DOC 332/300	B.17
607623	DOC 332/500	B.17
607624	DOC 332/1000	B.17
607626	DOC 363/030	B.17
607627	DOC 363/100	B.17
607628	DOC 363/300	B.17
607629	DOC 363/500	B.17
607630	DOC 363/1000	B.17
607668	DOCA 532/030	B.17
607669	DOCA 532/300	B.17
607670	DOCA 532/100	B.17
607671	DOCA 532/500	B.17
607672	DOCA 532/1000	B.17
607674	DOCA 432/030	B.17
607675	DOCA 432/100	B.17
607676	DOCA 432/300	B.17
607677	DOCA 432/500	B.17
607678	DOCA 432/1000	B.17
607680	DOCA 463/030	B.17
607681	DOCA 463/100	B.17
607682	DOCA 463/300	B.17
607683	DOCA 463/500	B.17
607684	DOCA 463/1000	B.17
607687	DOCS 532/100	B.17
607688	DOCS 532/300	B.17
607689	DOCS 532/500	B.17
607690	DOCS 532/1000	B.17
607693	DOCS 432/100	B.17
607694	DOCS 432/300	B.17
607695	DOCS 432/500	B.17
607696	DOCS 432/1000	B.17
607699	DOCS 463/100	B.17
607700	DOCS 463/300	B.17
607701	DOCS 463/500	B.17
607702	DOCS 463/1000	B.17
607722	DOC 532/030	B.17
607723	DOC 532/100	B.17
607724	DOC 532/300	B.17
607725	DOC 532/500	B.17
607726	DOC 532/1000	B.17
607728	DOC 432/030	B.17
607729	DOC 432/100	B.17
607730	DOC 432/300	B.17
607731	DOC 432/500	B.17
607732	DOC 432/1000	B.17
607734	DOC 463/030	B.17
607735	DOC 463/100	B.17
607736	DOC 463/300	B.17
607737	DOC 463/500	B.17
607738	DOC 463/1000	B.17
608377	FPAUL 216/010	B.18
608378	FPAUL 225/030	B.18
608379	FPAUL 225/100	B.18
608380	FPAUL 225/300	B.18
608381	FPAUL 225/500	B.18
608382	FPAUL 240/030	B.18
608383	FPAUL 240/100	B.18

Ref. No.	Cat. No.	Page
608384	FPAUL 240/300	B.18
608385	FPAUL 240/500	B.18
608386	FPAUL 263/030	B.18
608387	FPAUL 263/100	B.18
608388	FPAUL 263/300	B.18
608389	FPAUL 425/030	B.18
608390	FPAUL 425/100	B.18
608391	FPAUL 425/300	B.18
608392	FPAUL 425/500	B.18
608393	FPAUL 440/030	B.18
608394	FPAUL 440/100	B.18
608395	FPAUL 440/300	B.18
608396	FPAUL 440/500	B.18
608397	FPAUL 463/030	B.18
608398	FPAUL 463/100	B.18
608399	FPAUL 463/300	B.18
608400	FPAUL 463/500	B.18
608401	FPAUL 263/500	B.18
608706	DPA100B10/010	B.19
608707	DPA100B13/010	B.19
608708	DPA100B16/010	B.19
608709	DPA100B20/010	B.19
608712	DPA100B10/030	B.19
608713	DPA100B13/030	B.19
608714	DPA100B16/030	B.19
608715	DPA100B20/030	B.19
608716	DPA100B25/030	B.19
608717	DPA100B32/030	B.19
608757	DPA100C10/010	B.19
608758	DPA100C13/010	B.19
608759	DPA100C16/010	B.19
608760	DPA100C20/010	B.19
608763	DPA100C10/030	B.19
608764	DPA100C13/030	B.19
608765	DPA100C16/030	B.19
608766	DPA100C20/030	B.19
608767	DPA100C25/030	B.19
608768	DPA100C32/030	B.19
609280	DMT60C04/030	B.9
609281	DMT60C06/030	B.9
609282	DMT60C10/030	B.9
609283	DMT60C13/030	B.9
609284	DMT60C16/030	B.9
609285	DMT60C20/030	B.9
609286	DMT60C25/030	B.9
609287	DMT60C32/030	B.9
609288	DMT60C40/030	B.9
609289	DMT100C04/030	B.11
609290	DMT100C06/030	B.11
609291	DMT100C10/030	B.11
609292	DMT100C13/030	B.11
609293	DMT100C16/030	B.11
609294	DMT100C20/030	B.11
609295	DMT100C25/030	B.11
609296	DMT100C32/030	B.11
609297	DMT100C40/030	B.11
609740	DMA60B06/010	B.9
609741	DMA60B10/010	B.9
609742	DMA60B13/010	B.9
609743	DMA60B16/010	B.9
609744	DMA60B20/010	B.9
609745	DMA60B06/030	B.9
609746	DMA60B10/030	B.9
609747	DMA60B13/030	B.9
609748	DMA60B16/030	B.9
609749	DMA60B20/030	B.9
609750	DMA60B25/030	B.9
609751	DMA60B32/030	B.9
609752	DMA60B40/030	B.9
609753	DMA60B06/100	B.9
609754	DMA60B10/100	B.9
609755	DMA60B13/100	B.9
609756	DMA60B16/100	B.9
609757	DMA60B20/100	B.9
609758	DMA60B25/100	B.9
609759	DMA60B32/100	B.9
609760	DMA60B40/100	B.9
609761	DMA60B06/300	B.9
609762	DMA60B10/300	B.9
609763	DMA60B13/300	B.9
609764	DMA60B16/300	B.9
609765	DMA60B20/300	B.9
609766	DMA60B25/300	B.9
609767	DMA60B32/300	B.9
609768	DMA60B40/300	B.9
609769	DMA60C04/010	B.9
609770	DMA60C06/010	B.9
609771	DMA60C10/010	B.9
609772	DMA60C13/010	B.9
609773	DMA60C16/010	B.9
609774	DMA60C20/010	B.9
609775	DMA60C04/030	B.9

Ref. No.	Cat. No.	Page
609776	DMA60C06/030	B.9
609777	DMA60C10/030	B.9
609778	DMA60C13/030	B.9
609779	DMA60C16/030	B.9
609780	DMA60C20/030	B.9
609781	DMA60C25/030	B.9
609782	DMA60C32/030	B.9
609783	DMA60C40/030	B.9
609784	DMA60C04/100	B.9
609785	DMA60C06/100	B.9
609786	DMA60C10/100	B.9
609787	DMA60C13/100	B.9
609788	DMA60C16/100	B.9
609789	DMA60C20/100	B.9
609790	DMA60C25/100	B.9
609791	DMA60C32/100	B.9
609792	DMA60C40/100	B.9
609793	DMA60C04/300	B.9
609794	DMA60C06/300	B.9
609795	DMA60C10/300	B.9
609796	DMA60C13/300	B.9
609797	DMA60C16/300	B.9
609798	DMA60C20/300	B.9
609799	DMA60C25/300	B.9
609800	DMA60C32/300	B.9
609801	DMA60C40/300	B.9
609802	DM60B06/010	B.9
609803	DM60B10/010	B.9
609804	DM60B13/010	B.9
609805	DM60B16/010	B.9
609806	DM60B20/010	B.9
609807	DM60B06/030	B.9
609808	DM60B10/030	B.9
609809	DM60B13/030	B.9
609810	DM60B16/030	B.9
609811	DM60B20/030	B.9
609812	DM60B25/030	B.9
609813	DM60B32/030	B.9
609814	DM60B40/030	B.9
609815	DM60B06/100	B.9
609816	DM60B10/100	B.9
609817	DM60B13/100	B.9
609818	DM60B16/100	B.9
609819	DM60B20/100	B.9
609820	DM60B25/100	B.9
609821	DM60B32/100	B.9
609822	DM60B40/100	B.9
609823	DM60B06/300	B.9
609824	DM60B10/300	B.9
609825	DM60B13/300	B.9
609826	DM60B16/300	B.9
609827	DM60B20/300	B.9
609828	DM60B25/300	B.9
609829	DM60B32/300	B.9
609830	DM60B40/300	B.9
609831	DM60C04/010	B.9
609832	DM60C06/010	B.9
609833	DM60C10/010	B.9
609834	DM60C13/010	B.9
609835	DM60C16/010	B.9
609836	DM60C20/010	B.9
609837	DM60C04/030	B.9
609838	DM60C06/030	B.9
609839	DM60C10/030	B.9
609840	DM60C13/030	B.9
609841	DM60C16/030	B.9
609842	DM60C20/030	B.9
609843	DM60C25/030	B.9
609844	DM60C32/030	B.9
609845	DM60C40/030	B.9
609846	DM60C04/100	B.9
609847	DM60C06/100	B.9
609848	DM60C10/100	B.9
609849	DM60C13/100	B.9
609850	DM60C16/100	B.9
609851	DM60C20/100	B.9
609852	DM60C25/100	B.9
609853	DM60C32/100	B.9
609854	DM60C40/100	B.9
609855	DM60C04/300	B.9
609856	DM60C06/300	B.9
609857	DM60C10/300	B.9
609858	DM60C13/300	B.9
609859	DM60C16/300	B.9
609860	DM60C20/300	B.9
609861	DM60C25/300	B.9
609862	DM60C32/300	B.9
609863	DM60C40/300	B.9
609864	DMA100B06/010	B.11
609865	DMA100B10/010	B.11
609866	DMA100B13/010	B.11
609867	DMA100B16/010	B.11

Redline

Ref. No.	Cat. No.	Page
609868	DMA100B20/010	B.11
609869	DMA100B06/030	B.11
609870	DMA100B10/030	B.11
609871	DMA100B13/030	B.11
609872	DMA100B16/030	B.11
609873	DMA100B20/030	B.11
609874	DMA100B25/030	B.11
609875	DMA100B32/030	B.11
609876	DMA100B40/030	B.11
609877	DMA100B06/100	B.11
609878	DMA100B10/100	B.11
609879	DMA100B13/100	B.11
609880	DMA100B16/100	B.11
609881	DMA100B20/100	B.11
609882	DMA100B25/100	B.11
609883	DMA100B32/100	B.11
609884	DMA100B40/100	B.11
609885	DMA100B06/300	B.11
609886	DMA100B10/300	B.11
609887	DMA100B13/300	B.11
609888	DMA100B16/300	B.11
609889	DMA100B20/300	B.11
609890	DMA100B25/300	B.11
609891	DMA100B32/300	B.11
609892	DMA100B40/300	B.11
609893	DMA100C04/010	B.11
609894	DMA100C06/010	B.11
609895	DMA100C10/010	B.11
609896	DMA100C13/010	B.11
609897	DMA100C16/010	B.11
609898	DMA100C20/010	B.11
609899	DMA100C04/030	B.11
609900	DMA100C06/030	B.11
609901	DMA100C10/030	B.11
609902	DMA100C13/030	B.11
609903	DMA100C16/030	B.11
609904	DMA100C20/030	B.11
609905	DMA100C25/030	B.11
609906	DMA100C32/030	B.11
609907	DMA100C40/030	B.11
609908	DMA100C04/100	B.11
609909	DMA100C06/100	B.11
609910	DMA100C10/100	B.11
609911	DMA100C13/100	B.11
609912	DMA100C16/100	B.11
609913	DMA100C20/100	B.11
609914	DMA100C25/100	B.11
609915	DMA100C32/100	B.11
609916	DMA100C40/100	B.11
609917	DMA100C04/300	B.11
609918	DMA100C06/300	B.11
609919	DMA100C10/300	B.11
609920	DMA100C13/300	B.11
609921	DMA100C16/300	B.11
609922	DMA100C20/300	B.11
609923	DMA100C25/300	B.11
609924	DMA100C32/300	B.11
609925	DMA100C40/300	B.11
609926	DM100B06/010	B.11
609927	DM100B10/010	B.11
609928	DM100B13/010	B.11
609929	DM100B16/010	B.11
609930	DM100B20/010	B.11
609931	DM100B06/030	B.11
609932	DM100B10/030	B.11
609933	DM100B13/030	B.11
609934	DM100B16/030	B.11
609935	DM100B20/030	B.11
609936	DM100B25/030	B.11
609937	DM100B32/030	B.11
609938	DM100B40/030	B.11
609939	DM100B06/100	B.11
609940	DM100B10/100	B.11
609941	DM100B13/100	B.11
609942	DM100B16/100	B.11
609943	DM100B20/100	B.11
609944	DM100B25/100	B.11
609945	DM100B32/100	B.11
609946	DM100B40/100	B.11
609947	DM100B06/300	B.11
609948	DM100B10/300	B.11
609949	DM100B13/300	B.11
609950	DM100B16/300	B.11
609951	DM100B20/300	B.11
609952	DM100B25/300	B.11
609953	DM100B32/300	B.11
609954	DM100B40/300	B.11
609955	DM100C04/010	B.11
609956	DM100C06/010	B.11
609957	DM100C10/010	B.11
609958	DM100C13/010	B.11
609959	DM100C16/010	B.11

Ref. No.	Cat. No.	Page
609960	DM100C20/010	B.11
609961	DM100C04/030	B.11
609962	DM100C06/030	B.11
609963	DM100C10/030	B.11
609964	DM100C13/030	B.11
609965	DM100C16/030	B.11
609966	DM100C20/030	B.11
609967	DM100C25/030	B.11
609968	DM100C32/030	B.11
609969	DM100C40/030	B.11
609970	DM100C04/100	B.11
609971	DM100C06/100	B.11
609972	DM100C10/100	B.11
609973	DM100C13/100	B.11
609974	DM100C16/100	B.11
609975	DM100C20/100	B.11
609976	DM100C25/100	B.11
609977	DM100C32/100	B.11
609978	DM100C40/100	B.11
609979	DM100C04/300	B.11
609980	DM100C06/300	B.11
609981	DM100C10/300	B.11
609982	DM100C13/300	B.11
609983	DM100C16/300	B.11
609984	DM100C20/300	B.11
609985	DM100C25/300	B.11
609986	DM100C32/300	B.11
609987	DM100C40/300	B.11
61...		
610020	-	F.11
610020	-	F.15
610020	-	F.33
610021	-	F.11
610021	-	F.15
610021	-	F.33
610022	-	F.11
610022	-	F.33
610063	-	F.9
610090	-	F.17
610090	-	F.28
610091	-	F.17
610091	-	F.28
610130	-	F.23
610130	-	F.50
610132	-	F.23
610132	-	F.50
610133	-	F.23
610133	-	F.50
610140	-	F.23
610141	-	F.23
610142	-	F.15
610142	-	F.23
610142	-	F.34
610142	-	F.9
610151	-	F.28
610170	-	F.34
610185	-	F.20
610186	-	F.20
610186	-	F.23
610187	-	F.20
610187	-	F.23
610232	-	F.11
610233	-	F.11
610233	-	F.15
610238	-	F.11
610239	-	F.10
610240	-	F.10
610241	-	F.10
610242	-	F.10
610243	-	F.10
610244	-	F.10
610248	-	F.10
610249	-	F.10
610257	-	F.10
610264	-	F.33
610265	-	F.34
610272	-	F.33
610275	-	F.33
610276	-	F.33
610277	-	F.34
610281	-	F.34
610285	-	F.33
610286	-	F.33
610287	-	F.34
610291	-	F.34
610295	-	F.33
610296	-	F.33
610297	-	F.34
610301	-	F.34
610303	-	F.33
610304	-	F.33
610305	-	F.34

Ref. No.	Cat. No.	Page
610306	-	F.34
610313	-	F.37
610314	-	F.37
610315	-	F.37
610316	-	F.37
610317	-	F.37
610318	-	F.37
610327	-	F.34
610328	-	F.10
610329	-	F.10
610330	-	F.10
610331	-	F.10
610332	-	F.10
610344	-	F.23
610345	-	F.23
610345	-	F.28
610354	-	F.17
610355	-	F.17
610368	-	F.45
610369	-	F.45
610370	-	F.45
610371	-	F.45
610372	-	F.45
610373	-	F.45
610374	-	F.45
610375	-	F.45
610376	-	F.45
610377	-	F.45
610378	-	F.45
610379	-	F.45
610380	-	F.34
610380	-	F.45
610381	-	F.45
610382	-	F.20
610382	BLANK4	F.29
610382	-	F.45
610383	-	F.34
610383	-	F.45
610384	-	F.45
610385	-	F.33
610385	-	F.45
610386	-	F.33
610386	-	F.45
610387	-	F.33
610387	-	F.45
610484	-	F.15
610484	-	F.23
610484	-	F.34
610484	-	F.9
610532	-	F.33
610532	-	F.45
617018	-	F.15
617934	-	F.13
617935	-	F.13
617936	-	F.13
617937	-	F.13
617938	-	F.13
617939	-	F.13
617939	-	F.14
617940	-	F.13
617940	-	F.14
617941	-	F.13
617941	-	F.14
617942	-	F.13
617942	-	F.14
617943	-	F.13
617943	-	F.14
617944	-	F.13
617944	-	F.14
617945	-	F.13
617945	-	F.14
617946	-	F.13
617946	-	F.14
617947	-	F.15
617947	FDKE	G.5
617948	-	F.15
617949	-	F.15
617957	-	F.5
617958	-	F.5
617959	-	F.5
617960	-	F.5
617961	-	F.19
617962	-	F.19
617964	-	F.15
617965	-	F.15
617966	-	F.14
617967	-	F.14
617968	-	F.14
617969	-	F.14
617970	-	F.14
617971	-	F.5
617972	-	F.5

Ref. No.	Cat. No.	Page
617973	-	F.5
617992	-	F.11
617992	-	F.15
617992	-	F.33
618101	VCMBD5A5	F.27
618116	-	F.19
618117	-	F.19
618300	-	F.8
618401	VCM2	F.27
618402	VCM4	F.27
618403	VCM6	F.27
618404	VCM9	F.27
618405	VCM13	F.27
618406	VCMA2	F.27
618407	VCMA4	F.27
618409	VCMA6	F.27
618411	VCMA9	F.27
618413	VCMA13	F.27
618416	VCM3A3	F.27
618419	VCM4A4	F.27
618423	VCM5A5	F.27
618442	-	F.3
618443	-	F.3
618444	-	F.3
618485	FMP10	F.27
618486	FMP14	F.27
618487	FMP18	F.27
618489	VCM7A7	F.27
618503	-	F.19
618505	-	F.19
618506	-	F.19
618509	-	F.19
618511	-	F.19
618512	-	F.19
618515	-	F.19
618517	-	F.19
618518	-	F.19
618519	-	F.19
618520	-	F.19
618521	-	F.19
618522	-	F.19
618523	-	F.19
618524	-	F.20
618525	-	F.19
618527	-	F.20
618528	-	F.20
618529	-	F.19
618530	-	F.19
618531	-	F.20
618607	MVISO12	F.28
618617	MVRCD12	F.28
618649	MVSL10	F.28
618791	EDU10E+N	F.28
618792	EDU14E+N	F.28
618793	EDU18E+N	F.28
618794	HDIN2	F.29
618795	HDIN3	F.29
618796	HDIN4	F.29
618797	HDIN6	F.29
618910	-	F.28
618910	-	F.3
618911	-	F.3
618923	-	F.3
618929	-	F.3
618930	-	F.3
618938	-	F.3
618939	-	F.3
618941	-	F.3
618942	-	F.3
618944	-	F.3
618945	-	F.3
618947	-	F.3
618948	-	F.3
618969	-	F.3
618970	-	F.3
619018	SHR3	F.29
619018	-	F.9
619084	-	F.20
619100	-	F.8
619101	-	F.8
619102	-	F.8
619103	-	F.8
619104	-	F.8
619105	-	F.8
619106	-	F.8
619107	-	F.8
619108	-	F.8
619109	-	F.8
619110	-	F.8
619111	-	F.8
619112	-	F.8
619113	-	F.8

Ref. No.	Cat. No.	Page
619114	-	F.8
619115	-	F.8
619116	-	F.8
619118	-	F.9
619119	-	F.8
619120	-	F.8
619122	-	F.8
619124	-	F.8
619200	-	F.19
619201	-	F.19
619202	-	F.19
619203	-	F.19
619204	-	F.19
619205	-	F.19
619206	-	F.19
619207	-	F.19
619208	-	F.19
619300	-	F.43
619301	-	F.43
619302	-	F.43
619303	-	F.43
619304	-	F.43
619305	-	F.43
619319	-	F.31
619319	-	F.43
619320	-	F.31
619320	-	F.43
619321	-	F.31
619321	-	F.43
619322	-	F.43
619323	-	F.31
619323	-	F.43
619325	-	F.43
619326	-	F.43
619327	-	F.43
619328	-	F.43
619329	-	F.43
619331	-	F.43
619332	-	F.43
619333	-	F.43
619334	-	F.43
619335	-	F.43
619337	-	F.43
619338	-	F.31
619338	-	F.43
619339	-	F.31
619339	-	F.43
619340	-	F.43
619341	-	F.43
619342	-	F.43
619343	-	F.43
619344	-	F.43
619345	-	F.43
619350	-	F.31
619362	-	F.43
619369	-	F.31
619370	-	F.31
619371	-	F.31
619372	-	F.31
619373	-	F.31
619374	-	F.31
619375	-	F.31
619376	-	F.31
619393	AAZFPN16	F.40
619394	AAZFN1-26	F.40
619395	AAZFPE1-26	F.40
619411	-	F.19
619605	-	F.8
619606	-	F.8
619974	-	F.5
619975	-	F.5
619976	-	F.5
619977	-	F.5
619978	-	F.5
619979	-	F.5
62...		
624795	-	E.6
624796	-	E.6
624797	-	E.6
624798	-	E.6
624800	-	E.6
624862	-	F.20
624864	-	F.20
624868	-	E.9
624869	-	E.9
624870	-	E.9
624871	-	E.9
624892	-	E.6
624893	-	E.6
624929	KS	A.41
624929	KS	A.50
624929	KS	F.29

Ref. No.	Cat. No.	Page
624929	-	F.9
624945	TELE L 110	A.35
624946	TELE L 24	A.35
629867	-	E.6
64...		
644802	-	E.5
644812	-	E.5
644813	-	E.5
644814	-	E.5
644815	-	E.5
644817	-	E.5
644819	-	E.3
644820	-	E.3
644821	-	E.4
644822	-	E.4
644823	-	E.5
644824	-	E.5
644829	-	E.3
644830	-	E.4
644831	-	E.3
644832	-	E.3
644833	-	E.3
644834	-	E.4
644835	-	E.4
644837	-	E.4
644840	-	E.3
644841	-	E.4
644842	-	E.3
644843	-	E.3
644844	-	E.3
644845	-	E.4
644846	-	E.4
644847	-	E.4
644848	-	E.3
644849	-	E.4
644851	-	E.3
644852	-	E.4
644853	-	E.3
644854	-	E.4
644855	-	E.3
644856	-	E.4
644857	-	E.3
644858	-	E.4
644859	-	E.3
644862	-	E.5
644863	-	E.5
644864	-	E.5
644865	-	E.5
646091	-	E.7
646092	-	E.7
66...		
662100	-	F.25
662101	-	F.25
662102	-	F.25
662103	-	F.25
662104	-	F.25
662105	-	F.25
662106	-	F.25
662108	-	F.25
662109	-	F.25
662110	-	F.25
662111	-	F.25
662112	-	F.25
662113	-	F.25
662114	-	F.25
662115	-	F.25
662116	GA40	F.26
662117	SH40	F.26
662118	SH50	F.26
662119	-	F.25
662120	-	F.25
662121	-	F.25
662122	-	F.25
662123	-	F.25
662125	-	F.25
662126	-	F.25
662129	-	F.25
662131	CU4BN	F.28
662132	CU10BN	F.28
662133	CU14BN	F.28
662134	CU18BN	F.28
662136	CSLKIT14	F.29
662137	CKEY	F.29
662138	CSLKIT18	F.29
662139	CD4	F.29
662140	CD10	F.29
662141	CD14	F.29
662142	CD18	F.29
662144	CULINKPIN	F.29
662152	TSL222	F.26
662153	TSL345	F.26
662154	TSL442	F.26

Ref. No.	Cat. No.	Page
662155	TSL255	F.26
662156	TSL444	F.26
662157	DSL44	F.26
662158	DSL64	F.26
662159	DSL55	F.26
662160	DSL66	F.26
662161	FTSL12	F.26
662163	DFSL12	F.26
666100	SMS 1	D.21
666100	SMS 1	D.23
666100	SMS 1	D.27
666101	SMS 3	D.21
666101	SMS 3	D.23
666101	SMS 3	D.27
666102	SMS 6	D.21
666102	SMS 6	D.23
666103	CLS Q 62 DD	D.21
666104	CLS Q 31 D	D.21
666105	CLS Q 11 D	D.21
666106	CLS Q 31 D M	D.21
666108	CLS Q 62 DW	D.21
666109	CLS Q 31 W	D.21
666110	CLS Q 31 W M	D.21
666111	CLS S 11 D	D.21
666112	CLS S 31 D	D.21
666113	CLS S 31 D M	D.21
666114	CLS S 31 W	D.21
666115	CLS S 31 W M	D.21
666126	CTX 20 11 230 A	D.7
666127	CTX 20 11 024 A	D.7
666128	CTX 20 02 230 A	D.7
666129	CTX 20 02 024 A	D.7
666130	CTX 20 20 012 A	D.7
666131	CTX 20 20 230 A	D.7
666132	CTX 20 20 240 A	D.7
666133	CTX 20 20 024 A	D.7
666134	CTX 20 20 048 A	D.7
666135	CTX 24 22 230 U	D.7
666136	CTX 24 22 024 U	D.7
666137	CTX 24 30 230 U	D.7
666138	CTX 24 30 024 U	D.7
666139	CTX 24 04 230 U	D.7
666140	CTX 24 04 024 U	D.7
666141	CTX 24 40 012 U	D.7
666142	CTX 24 40 230 U	D.7
666143	CTX 24 40 240 U	D.7
666144	CTX 24 40 024 U	D.7
666145	CTX 24 40 048 U	D.7
666146	CTX 40 20 230 U	D.7
666147	CTX 40 20 024 U	D.7
666148	CTX 40 30 230 U	D.7
666149	CTX 40 30 024 U	D.7
666150	CTX 40 40 012 U	D.7
666151	CTX 40 40 230 U	D.7
666152	CTX 40 40 240 U	D.7
666153	CTX 40 40 024 U	D.7
666154	CTX 40 40 048 U	D.7
666155	CTX 63 20 230 U	D.7
666156	CTX 63 40 230 U	D.7
666157	CTX 63 40 240 U	D.7
666158	CTX 63 40 024 U	D.7
666159	CTX TS 3	D.7
666160	CTX TS 2	D.7
666161	CTX SP	D.7
666162	CTX 06 11	D.7
666163	CTX 06 20	D.7
666164	CTX DN 20 20 230	D.7
666165	CTX DN 24 30 230	D.7
666166	CTX DN 24 40 230	D.7
666167	CTX DN 40 20 230	D.7
666168	CTX DN 40 30 230	D.7
666169	CTX DN 40 40 230	D.7
666170	CTX 40 02 230 U	D.7
666175	CLS72S41W	D.25
666176	CLS72Q41W	D.25
666177	CLS72S41D	D.25
666178	CLS72Q41D	D.25
666179	GLX72Q41DW	D.25
666180	GLX BAT	D.23
666181	GLX DCF	D.23
666182	GLX PRG	D.23
666192	GLX Q 62 W 400	D.23
666193	GLX Q 64 W 400	D.23
666194	GLX Q 62 Y 400	D.23
666195	GLX Q 64 Y 400	D.23
666311	PLTS + TD	D.16
666340	AST B 12	D.5
666341	AST B 230	D.5
666342	AST B 24	D.5
666343	AST L CL	D.5
666344	AST L GN	D.5
666345	AST L OR	D.5

Ref. No.	Cat. No.	Page
666346	AST L RD	D.5
666347	AST B	D.5
666358	LSS LDR	D.27
666361	LSS 11	D.27
666362	LSS 32	D.27
666364	LSS W	D.27
666375	MT CT 100	D.33
666376	MT CT 1000	D.33
666377	MT CT 150	D.33
666378	MT CT 200	D.33
666379	MT CT 250	D.33
666380	MT CT 300	D.33
666381	MT CT 40	D.33
666382	MT CT 400	D.33
666383	MT CT 50	D.33
666384	MT CT 500	D.33
666385	MT CT 60	D.33
666386	MT CT 600	D.33
666387	MT CT 80	D.33
666388	MT CT 800	D.33
666389	MT SP 100	D.33
666390	MT SP 1000	D.33
666391	MT SP 150	D.33
666392	MT SP 200	D.33
666393	MT SP 250	D.33
666394	MT SP 300	D.33
666395	MT SP 40	D.33
666396	MT SP 400	D.33
666397	MT SP 50	D.33
666398	MT SP 500	D.33
666399	MT SP 60	D.33
666400	MT SP 600	D.33
666401	MT SP 80	D.33
666402	MT SP 800	D.33
666404	MT RSC	D.33
666405	MT S 4	D.33
666406	MT S 7	D.33
666408	MT AA 10	D.31
666409	MT AA 15	D.31
666410	MT AA 20	D.31
666411	MT AA 25	D.31
666412	MT AA 30	D.31
666413	MT AA 5	D.31
666414	MT AA	D.31
666415	MT AF	D.31
666416	MT AH	D.31
666417	MT AV 300	D.31
666418	MT AV 500	D.31
666431	MT AH 110	D.31
666432	MT AH 24	D.31
666433	MTAP 3N	D.35
666434	MT DE 1I 32A	D.32
666445	PRI 10	D.35
666446	PRI 01	D.35
666448	MTDNPRI1	D.32
666449	MTDNPRI3	D.32
666450	MT DE 1I 63A	D.32
666451	MT DN 3L	D.32
666452	MT DE 3NI5A	D.32
666453	MT DN 3R 4M	D.32
666499	MSC SE	D.5
666501	MSC SEP	D.5
666502	MSC SPP	D.5
666524	SG SWT	D.37
666525	SG MM 2 20 2	D.37
666526	SG MM 2 20 4	D.37
666527	SG MM 2 45 2	D.37
666529	SG MM 2 45 4	D.37
666530	SG MM 2 45 4 C	D.37
666532	SG C 40	D.37
666533	SG MM 2 80 4 C	D.37
666534	SG SP 2 20 2 P	D.37
666535	SG SP 2 20 4 P	D.37
666536	SG SP 2 45 2 P	D.37
666537	SG SP 2 45 2 C	D.37
666538	SG SP 2 45 4 P	D.37
666539	SG SP 2 45 4 C	D.37
666541	SG SP 2 65 2 P	D.37
666542	SG SP 2 65 2 C	D.37
666543	SG SP 2 65 4 P	D.37
666544	SG SP 2 65 4 C	D.37
666545	SG SP 2 20 2	D.37
666546	SG SP 2 20 4	D.37
666547	SG SP 2 45 2	D.37
666548	SG SP 2 45 4	D.37
666549	SG SP 2 65 2	D.37
666551	SG SP 2 65 4	D.37
666552	SG SP NGND PI	D.37
666553	SG SP 2 40 2 NPE P	D.37
666555	AST R ES E	D.3
666556	AST R ES S	D.3
666557	AST R TS	D.3

Redline

Ref. No.	Cat. No.	Page
666558	AST M 100 10	D.3
666559	AST M 100 20	D.3
666560	AST M 100 30	D.3
666561	AST M 100 40	D.3
666562	AST M 63 10	D.3
666563	AST M 63 20	D.3
666564	AST M 63 30	D.3
666565	AST M 63 40	D.3
666566	AST M 80 10	D.3
666567	AST M 80 20	D.3
666568	AST M 80 30	D.3
666569	AST M 80 40	D.3
666570	AST P 16 01	D.3
666571	AST P 16 10	D.3
666572	AST P 16 11	D.3
666573	AST PL 16 10	D.3
666574	AST R 32 20	D.3
666575	AST R 32 30	D.3
666576	AST R 32 3N	D.3
666577	AST R 32 40	D.3
666578	AST R 40 20	D.3
666579	AST R 40 30	D.3
666580	AST R 40 3N	D.3
666581	AST R 40 40	D.3
666582	AST R 63 20	D.3
666583	AST R 63 30	D.3
666584	AST R 63 3N	D.3
666585	AST R 63 40	D.3
666586	AST S 16 1	D.3
666587	AST S 16 10	D.3
666588	AST S 16 2	D.3
666589	AST S 16 20	D.3
666590	AST S 16 30	D.3
666591	AST S 16 30 2	D.3
666592	AST S 16 40 2	D.3
666593	AST S 16 40	D.3
666594	AST S 32 1	D.3
666595	AST S 32 10	D.3
666596	AST S 32 2	D.3
666597	AST S 32 20	D.3
666598	AST S 32 30 2	D.3
666599	AST S 32 30	D.3
666600	AST S 32 40	D.3
666601	AST S 32 40 2	D.3
666602	AST SL 16 10	D.3
666603	AST SL 16 20	D.3
666604	AST SL 32 10	D.3
666605	AST SL 32 20	D.3
666606	AST SZ 16 1	D.3
666607	AST SZ 16 2	D.3
666608	AST SZ 32 1	D.3
666609	AST SZ 32 2	D.3
666614	AST M 40 10	D.3
666615	AST M 40 20	D.3
666616	AST M 40 30	D.3
666617	AST M 40 40	D.3
666629	BU 230	D.29
666630	BU 12	D.29
666631	MT DE 3N I 63A	D.32
666632	BE 230	D.29
666633	BE 12	D.29
666636	TR B 10	D.29
666637	TR B 15	D.29
666638	TR B 5	D.29
666640	TR B 8S	D.29
666641	TR S 15	D.29
666642	TR S 25	D.29
666643	TR S 40	D.29
666644	TR S 63	D.29
666650	TR B 8	D.29
666651	TR B 16	D.29
666652	TR B 30	D.29
666670	MT DV 500 2M	D.32
666671	MT DA 5 2M	D.32
666673	MT DF 2M	D.32
666674	MT DA DV 52M	D.32
666675	MT DE 1 1M	D.32
666676	MT DE 3I O	D.32
666677	MT CT 1200	D.33
666678	MT CT 1500	D.33
666679	MT CT 2000	D.33
666690	MTAP 3N2F	D.35
666874	AST LA 230V	D.5
666875	AST LB 230V	D.5
666876	AST LG 230V	D.5
666877	AST LR 230V	D.5
666878	AST LW 230V	D.5
667214	MT DW 110	D.32
667215	MT DW 11000	D.32
667247	EP104TB16	A.47
667248	EP101TC25	A.47
667249	CBT H NO-NC	C.10
667250	CBT H 2NC	C.10
667251	CBT H 2NO	C.10
667252	TELE LT-1	C.11
667253	TELE LT-2	C.11
667470	SA BLOCK I 35	D.38
667471	SA BLOCK I 100 N	D.38
667472	SA BLOCK I PC	D.38
667473	SA BLOCK II 15/230	D.38
667474	SA BLOCK II 15/400	D.38
667475	SA BLOCK II 15/230 C	D.38
667476	SA BLOCK II 15/400 C	D.38
667477	SA BLOCK II 40/230	D.38
667478	SA BLOCK II 40/400	D.38
667479	SA BLOCK II 40/230 C	D.38
667480	SA BLOCK II 40/400 C	D.38
667481	SA BLOCK II 15N	D.38
667482	SA BLOCK II 40N	D.38
667483	SA BLOCK II 15LN	D.38
667484	SA BLOCK ADSL	D.39
667485	TELE OV 230	D.39
667486	SA BLOCK I&II 100	D.38
667487	SA BLOCK I&II 100N	D.38
667488	SA BLOCK II 15/230 LNE	D.38
667489	SA BLOCK II 15/230 LLE	D.38
667490	SA BLOCK II 40/230 LNE	D.38
667491	SA BLOCK II 40/230 LLE	D.38
667492	SA C35	D.39
667493	TELE OV 400	D.39
667494	SA BLOCK II 15/400 3L+NE	D.38
667495	SA BLOCK II 15/400 4L/NE	D.38
667496	SA BLOCK II 40/400 3L+NE	D.38
667497	SA BLOCK II 40/400 4L/NE	D.38
667498	SA BLOCK II 40/400 4L/NE C	D.38
667499	SA C63	D.39
667500	SA PLUGIN II 15/230	D.38
667501	SA PLUGIN II 15/400	D.38
667502	SA PLUGIN II 40/230	D.38
667503	SA PLUGIN II 40/400	D.38
667504	SA PLUGIN II 40/230 C	D.38
667505	SA PLUGIN II 40/400 C	D.38
667506	SA PLUGIN II 40/230 LNE	D.38
667507	SA PLUGIN II 40/230 3L+NE	D.38
667508	SA PHOT 600V	D.39
667509	SA PHOT 1000V	D.39
667510	SA TV	D.39
667511	SA PLUGIN II 60 NGND	D.38
667512	SA MODULE 15/230	D.39
667513	SA MODULE 15/400	D.39
667514	SA MODULE 40/230	D.39
667515	SA MODULE 40/400	D.39
667516	SA MODULE 60 NGND	D.39
669486	EPP	A.50
67...		
671504	Hti 101 B080	A.33
671505	Hti 101 B100	A.33
671506	Hti 101 B125	A.33
671510	Hti 102 B080	A.33
671511	Hti 102 B100	A.33
671512	Hti 102 B125	A.33
671516	Hti 103 B080	A.33
671517	Hti 103 B100	A.33
671518	Hti 103 B125	A.33
671522	Hti 104 B80	A.33
671523	Hti 104 B100	A.33
671524	Hti 104 B125	A.33
671528	Hti 101 C080	A.33
671529	Hti 101 C100	A.33
671530	Hti 101 C125	A.33
671534	Hti 102 C080	A.33
671535	Hti 102 C100	A.33
671536	Hti 102 C125	A.33
671540	Hti 103 C080	A.33
671541	Hti 103 C100	A.33
671542	Hti 103 C125	A.33
671546	Hti 104 C080	A.33
671547	Hti 104 C100	A.33
671548	Hti 104 C125	A.33
671552	Hti 101 D080	A.33
671553	Hti 101 D100	A.33
671554	Hti 101 D125	A.33
671558	Hti 102 D080	A.33
671559	Hti 102 D100	A.33
671560	Hti 102 D125	A.33
671564	Hti 103 D080	A.33
671565	Hti 103 D100	A.33
671566	Hti 103 D125	A.33
671570	Hti 104 D080	A.33
671571	Hti 104 D100	A.33
671572	Hti 104 D125	A.33
671574	DOC 2125/030	A.34
671576	DOC 2125/300	A.34
671581	DOCA 3125/030	A.34
671582	DOC 3125/030	A.34
671583	DOCA 3125/300	A.34
671584	DOC 3125/300	A.34
671585	DOCS 3125/300	A.34
671589	DOCA 4125/030	A.34
671590	DOC 4125/030	A.34
671591	DOCA 4125/300	A.34
671592	DOC 4125/300	A.34
671593	DOCS 4125/300	A.34
671597	Hti H	A.35
671598	Hti S	A.35
671599	Hti H/S	A.35
671600	Hti HH/HS	A.35
671602	Hti HSR	A.35
672402	EP101K0.5	A.25
672403	EP101K01	A.25
672404	EP101K02	A.25
672405	EP101K03	A.25
672406	EP101K04	A.25
672407	EP101K06	A.25
672408	EP101K08	A.25
672409	EP101K10	A.25
672411	EP101K16	A.25
672412	EP101K20	A.25
672413	EP101K25	A.25
672414	EP101K32	A.25
672415	EP101K40	A.25
672416	EP101K50	A.25
672417	EP101K63	A.25
672434	EP102K0.5	A.25
672435	EP102K01	A.25
672436	EP102K02	A.25
672437	EP102K03	A.25
672438	EP102K04	A.25
672439	EP102K06	A.25
672440	EP102K08	A.25
672441	EP102K10	A.25
672443	EP102K16	A.25
672444	EP102K20	A.25
672445	EP102K25	A.25
672446	EP102K32	A.25
672447	EP102K40	A.25
672448	EP102K50	A.25
672449	EP102K63	A.25
672450	EP103K0.5	A.25
672451	EP103K01	A.25
672452	EP103K02	A.25
672453	EP103K03	A.25
672454	EP103K04	A.25
672455	EP103K06	A.25
672456	EP103K08	A.25
672457	EP103K10	A.25
672459	EP103K16	A.25
672460	EP103K20	A.25
672461	EP103K25	A.25
672462	EP103K32	A.25
672463	EP103K40	A.25
672464	EP103K50	A.25
672465	EP103K63	A.25
672466	EP104K0.5	A.25
672467	EP104K01	A.25
672468	EP104K02	A.25
672469	EP104K03	A.25
672470	EP104K04	A.25
672471	EP104K06	A.25
672472	EP104K08	A.25
672473	EP104K10	A.25
672475	EP104K16	A.25
672476	EP104K20	A.25
672477	EP104K25	A.25
672478	EP104K32	A.25
672479	EP104K40	A.25
672480	EP104K50	A.25
672481	EP104K63	A.25
672567	CA H	C.4
672568	CA S/H	C.4
672569	CA S/H G	C.4
672570	CB SH/HH-R	C.5
672571	CB SH/HH-L	C.5
672572	PBS	C.9
672573	TELE L-1	C.9
672574	TELE L-2	C.9
672575	TELE U-230	C.9
672576	TELE U-12	C.9
672577	TELE U-24	C.9
672578	TELE U-48	C.9
672580	TELE MP	C.7
672972	CA UN H	C.6
672973	CA UN S/H	C.6
672974	CA UN S/H G	C.6
673267	EP101UCRK0,5	A.45
673268	EP101UCRK01	A.45
673269	EP101UCRK1,6	A.45
673270	EP101UCRK02	A.45
673271	EP101UCRK03	A.45
673272	EP101UCRK04	A.45
673273	EP101UCRK06	A.45
673274	EP101UCRK08	A.45
673275	EP101UCRK10	A.45
673276	EP101UCRK13	A.45
673277	EP101UCRK16	A.45
673278	EP101UCRK20	A.45
673279	EP101UCRK25	A.45
673280	EP101UCRK32	A.45
673281	EP101UCRK40	A.45
673282	EP101UCRK50	A.45
673283	EP101UCRK63	A.45
673284	EP102UCRK0,5	A.45
673285	EP102UCRK01	A.45
673286	EP102UCRK1,6	A.45
673287	EP102UCRK02	A.45
673288	EP102UCRK03	A.45
673289	EP102UCRK04	A.45
673290	EP102UCRK06	A.45
673291	EP102UCRK08	A.45
673292	EP102UCRK10	A.45
673293	EP102UCRK13	A.45
673294	EP102UCRK16	A.45
673295	EP102UCRK20	A.45
673296	EP102UCRK25	A.45
673297	EP102UCRK32	A.45
673298	EP102UCRK40	A.45
673299	EP102UCRK50	A.45
673300	EP102UCRK63	A.45
673301	EP101UCC0.5	A.31
673302	EP101UCC01	A.31
673303	EP101UCC02	A.31
673305	EP101UCC04	A.31
673306	EP101UCC06	A.31
673308	EP101UCC10	A.31
673310	EP101UCC16	A.31
673311	EP101UCC20	A.31
673312	EP101UCC25	A.31
673313	EP101UCC32	A.31
673314	EP101UCC40	A.31
673315	EP101UCC50	A.31
673316	EP101UCC63	A.31
673317	EP102UCC0.5	A.31
673318	EP102UCC01	A.31
673319	EP102UCC02	A.31
673321	EP102UCC04	A.31
673322	EP102UCC06	A.31
673324	EP102UCC10	A.31
673326	EP102UCC16	A.31
673327	EP121UCC20	A.31
673328	EP102UCC25	A.31
673329	EP102UCC32	A.31
673330	EP102UCC40	A.31
673331	EP102UCC50	A.31
673332	EP102UCC63	A.31
673333	EP101UCB06	A.31
673334	EP101UCB10	A.31
673335	EP101UCB16	A.31
673336	EP101UCB20	A.31
673337	EP101UCB25	A.31
673338	EP101UCB32	A.31
673339	EP101UCB40	A.31
673340	EP101UCB50	A.31
673341	EP101UCB63	A.31
673342	EP102UCB06	A.31
673343	EP102UCB10	A.31
673344	EP102UCB16	A.31
673345	EP102UCB20	A.31
673346	EP102UCB25	A.31
673347	EP102UCB32	A.31
673348	EP102UCB40	A.31
673349	EP102UCB50	A.31
673350	EP102UCB63	A.31
674381	G31C02	A.15
674383	G31C04	A.15
674384	G31C06	A.15
674386	G31C10	A.15
674388	G31C16	A.15
674389	G31C20	A.15
674390	G31C25	A.15
674391	G31C32	A.15
674392	G31C40	A.15
674397	G32C02	A.15
674399	G32C04	A.15
674400	G32C06	A.15
674402	G32C10	A.15
674404	G32C16	A.15
674405	G32C20	A.15
674406	G32C25	A.15

Ref. No.	Cat. No.	Page
674407	G32C32	A.15
674408	G32C40	A.15
674413	G33C02	A.15
674415	G33C04	A.15
674416	G33C06	A.15
674418	G33C10	A.15
674420	G33C16	A.15
674421	G33C20	A.15
674422	G33C25	A.15
674423	G33C32	A.15
674424	G33C40	A.15
674429	G34C02	A.15
674431	G34C04	A.15
674432	G34C06	A.15
674434	G34C10	A.15
674436	G34C16	A.15
674437	G34C20	A.15
674438	G34C25	A.15
674439	G34C32	A.15
674440	G34C40	A.15
674443	G31B06	A.15
674445	G31B10	A.15
674447	G31B16	A.15
674448	G31B20	A.15
674449	G31B25	A.15
674450	G31B32	A.15
674451	G31B40	A.15
674454	G32B06	A.15
674456	G32B10	A.15
674458	G32B16	A.15
674459	G32B20	A.15
674460	G32B25	A.15
674461	G32B32	A.15
674462	G32B40	A.15
674466	G33B06	A.15
674468	G33B10	A.15
674470	G33B16	A.15
674471	G33B20	A.15
674472	G33B25	A.15
674473	G33B32	A.15
674474	G33B40	A.15
674477	G34B06	A.15
674479	G34B10	A.15
674481	G34B16	A.15
674482	G34B20	A.15
674483	G34B25	A.15
674484	G34B32	A.15
674485	G34B40	A.15
674490	G41C02	A.17
674492	G41C04	A.17
674493	G41C06	A.17
674495	G41C10	A.17
674497	G41C16	A.17
674498	G41C20	A.17
674499	G41C25	A.17
674500	G41C32	A.17
674501	G41C40	A.17
674506	G42C02	A.17
674508	G42C04	A.17
674509	G42C06	A.17
674511	G42C10	A.17
674513	G42C16	A.17
674514	G42C20	A.17
674515	G42C25	A.17
674516	G42C32	A.17
674517	G42C40	A.17
674522	G43C02	A.17
674524	G43C04	A.17
674525	G43C06	A.17
674527	G43C10	A.17
674529	G43C16	A.17
674530	G43C20	A.17
674531	G43C25	A.17
674532	G43C32	A.17
674533	G43C40	A.17
674538	G44C02	A.17
674540	G44C04	A.17
674541	G44C06	A.17
674543	G44C10	A.17
674545	G44C16	A.17
674546	G44C20	A.17
674547	G44C25	A.17
674548	G44C32	A.17
674549	G44C40	A.17
674552	G41B06	A.17
674554	G41B10	A.17
674556	G41B16	A.17
674557	G41B20	A.17
674558	G41B25	A.17
674559	G41B32	A.17
674560	G41B40	A.17
674563	G42B06	A.17

Ref. No.	Cat. No.	Page
674565	G42B10	A.17
674567	G42B16	A.17
674568	G42B20	A.17
674569	G42B25	A.17
674570	G42B32	A.17
674571	G42B40	A.17
674574	G43B06	A.17
674576	G43B10	A.17
674578	G43B16	A.17
674579	G43B20	A.17
674580	G43B25	A.17
674581	G43B32	A.17
674582	G43B40	A.17
674585	G44B06	A.17
674587	G44B10	A.17
674589	G44B16	A.17
674590	G44B20	A.17
674591	G44B25	A.17
674592	G44B32	A.17
674593	G44B40	A.17
674598	G61C02	A.19
674600	G61C04	A.19
674601	G61C06	A.19
674603	G61C10	A.19
674605	G61C16	A.19
674606	G61C20	A.19
674607	G61C25	A.19
674608	G61C32	A.19
674609	G61C40	A.19
674610	G61C50	A.19
674611	G61C63	A.19
674614	G61NC02	A.19
674616	G61NC04	A.19
674617	G61NC06	A.19
674619	G61NC10	A.19
674621	G61NC16	A.19
674622	G61NC20	A.19
674623	G61NC25	A.19
674624	G61NC32	A.19
674625	G61NC40	A.19
674626	G61NC50	A.19
674627	G61NC63	A.19
674630	G62C02	A.19
674632	G62C04	A.19
674633	G62C06	A.19
674635	G62C10	A.19
674637	G62C16	A.19
674638	G62C20	A.19
674639	G62C25	A.19
674640	G62C32	A.19
674641	G62C40	A.19
674642	G62C50	A.19
674643	G62C63	A.19
674646	G63C02	A.19
674648	G63C04	A.19
674649	G63C06	A.19
674651	G63C10	A.19
674653	G63C16	A.19
674654	G63C20	A.19
674655	G63C25	A.19
674656	G63C32	A.19
674657	G63C40	A.19
674658	G63C50	A.19
674659	G63C63	A.19
674660	G64C0.5	A.19
674662	G64C02	A.19
674664	G64C04	A.19
674665	G64C06	A.19
674667	G64C10	A.19
674669	G64C16	A.19
674670	G64C20	A.19
674671	G64C25	A.19
674672	G64C32	A.19
674673	G64C40	A.19
674674	G64C50	A.19
674675	G64C63	A.19
674692	G61B06	A.19
674694	G61B10	A.19
674696	G61B16	A.19
674697	G61B20	A.19
674698	G61B25	A.19
674699	G61B32	A.19
674700	G61B40	A.19
674701	G61B50	A.19
674702	G61B63	A.19
674703	G61NB06	A.19
674705	G61NB10	A.19
674707	G61NB16	A.19
674708	G61NB20	A.19
674709	G61NB25	A.19
674710	G61NB32	A.19
674711	G61NB40	A.19

Ref. No.	Cat. No.	Page
674712	G61NB50	A.19
674713	G61NB63	A.19
674714	G62B06	A.19
674716	G62B10	A.19
674718	G62B16	A.19
674719	G62B20	A.19
674720	G62B25	A.19
674721	G62B32	A.19
674722	G62B40	A.19
674723	G62B50	A.19
674724	G62B63	A.19
674725	G63B06	A.19
674727	G63B10	A.19
674729	G63B16	A.19
674730	G63B20	A.19
674731	G63B25	A.19
674732	G63B32	A.19
674733	G63B40	A.19
674734	G63B50	A.19
674735	G63B63	A.19
674736	G64B06	A.19
674738	G64B10	A.19
674740	G64B16	A.19
674741	G64B20	A.19
674742	G64B25	A.19
674743	G64B32	A.19
674744	G64B40	A.19
674745	G64B50	A.19
674746	G64B63	A.19
674760	G61D02	A.19
674762	G61D04	A.19
674763	G61D06	A.19
674765	G61D10	A.19
674767	G61D16	A.19
674768	G61D20	A.19
674769	G61D25	A.19
674770	G61D32	A.19
674771	G61D40	A.19
674772	G61D50	A.19
674773	G61D63	A.19
674776	G61ND02	A.19
674778	G61ND04	A.19
674779	G61ND06	A.19
674781	G61ND10	A.19
674783	G61ND16	A.19
674784	G61ND20	A.19
674785	G61ND25	A.19
674786	G61ND32	A.19
674787	G61ND40	A.19
674788	G61ND50	A.19
674789	G61ND63	A.19
674792	G62D02	A.19
674794	G62D04	A.19
674795	G62D06	A.19
674797	G62D10	A.19
674799	G62D16	A.19
674800	G62D20	A.19
674801	G62D25	A.19
674802	G62D32	A.19
674803	G62D40	A.19
674804	G62D50	A.19
674805	G62D63	A.19
674808	G63D02	A.19
674810	G63D04	A.19
674811	G63D06	A.19
674813	G63D10	A.19
674815	G63D16	A.19
674816	G63D20	A.19
674817	G63D25	A.19
674818	G63D32	A.19
674819	G63D40	A.19
674820	G63D50	A.19
674821	G63D63	A.19
674824	G64D02	A.19
674826	G64D04	A.19
674827	G64D06	A.19
674829	G64D10	A.19
674831	G64D16	A.19
674832	G64D20	A.19
674833	G64D25	A.19
674834	G64D32	A.19
674835	G64D40	A.19
674836	G64D50	A.19
674837	G64D63	A.19
674854	G101C0.5	A.23
674855	G101C01	A.23
674856	G101C02	A.23
674857	G101C03	A.23
674858	G101C04	A.23
674859	G101C06	A.23
674861	G101C10	A.23
674862	G101C13	A.23

Ref. No.	Cat. No.	Page
674863	G101C16	A.23
674864	G101C20	A.23
674865	G101C25	A.23
674866	G101C32	A.23
674867	G101C40	A.23
674868	G101C50	A.23
674869	G101C63	A.23
674872	G101NC02	A.23
674873	G101NC03	A.23
674874	G101NC04	A.23
674875	G101NC06	A.23
674877	G101NC10	A.23
674878	G101NC13	A.23
674879	G101NC16	A.23
674880	G101NC20	A.23
674881	G101NC25	A.23
674882	G101NC32	A.23
674883	G101NC40	A.23
674884	G101NC50	A.23
674885	G101NC63	A.23
674886	G102C0.5	A.23
674887	G102C01	A.23
674888	G102C02	A.23
674889	G102C03	A.23
674890	G102C04	A.23
674891	G102C06	A.23
674893	G102C10	A.23
674894	G102C13	A.23
674895	G102C16	A.23
674896	G102C20	A.23
674897	G102C25	A.23
674898	G102C32	A.23
674899	G102C40	A.23
674900	G102C50	A.23
674901	G102C63	A.23
674902	G103C0.5	A.23
674903	G103C01	A.23
674904	G103C02	A.23
674905	G103C03	A.23
674906	G103C04	A.23
674907	G103C06	A.23
674909	G103C10	A.23
674910	G103C13	A.23
674911	G103C16	A.23
674912	G103C20	A.23
674913	G103C25	A.23
674914	G103C32	A.23
674915	G103C40	A.23
674916	G103C50	A.23
674917	G103C63	A.23
674918	G104C0.5	A.23
674919	G104C01	A.23
674920	G104C02	A.23
674921	G104C03	A.23
674922	G104C04	A.23
674923	G104C06	A.23
674925	G104C10	A.23
674926	G104C13	A.23
674927	G104C16	A.23
674928	G104C20	A.23
674929	G104C25	A.23
674930	G104C32	A.23
674931	G104C40	A.23
674932	G104C50	A.23
674933	G104C63	A.23
674950	G101B06	A.23
674952	G101B10	A.23
674953	G101B13	A.23
674954	G101B16	A.23
674955	G101B20	A.23
674956	G101B25	A.23
674957	G101B32	A.23
674958	G101B40	A.23
674959	G101B50	A.23
674960	G101B63	A.23
674961	G101NB06	A.23
674963	G101NB10	A.23
674964	G101NB13	A.23
674965	G101NB16	A.23
674966	G101NB20	A.23
674967	G101NB25	A.23
674968	G101NB32	A.23
674969	G101NB40	A.23
674970	G101NB50	A.23
674971	G101NB63	A.23
674972	G102B06	A.23
674974	G102B10	A.23
674975	G102B13	A.23
674976	G102B16	A.23
674977	G102B20	A.23
674978	G102B25	A.23
674979	G102B32	A.23

Redline

Ref. No.	Cat. No.	Page
674980	G102B40	A.23
674981	G102B50	A.23
674982	G102B63	A.23
674983	G103B06	A.23
674985	G103B10	A.23
674986	G103B13	A.23
674987	G103B16	A.23
674988	G103B20	A.23
674989	G103B25	A.23
674990	G103B32	A.23
674991	G103B40	A.23
674992	G103B50	A.23
674993	G103B63	A.23
674994	G104B06	A.23
674996	G104B10	A.23
674997	G104B13	A.23
674998	G104B16	A.23
674999	G104B20	A.23
675000	G104B25	A.23
675001	G104B32	A.23
675002	G104B40	A.23
675003	G104B50	A.23
675004	G104B63	A.23
675016	G101D0.5	A.23
675017	G101D01	A.23
675018	G101D02	A.23
675019	G101D03	A.23
675020	G101D04	A.23
675021	G101D06	A.23
675023	G101D10	A.23
675024	G101D13	A.23
675025	G101D16	A.23
675026	G101D20	A.23
675027	G101D25	A.23
675028	G101D32	A.23
675029	G101D40	A.23
675030	G101D50	A.23
675031	G101D63	A.23
675032	G101ND0.5	A.23
675033	G101ND01	A.23
675034	G101ND02	A.23
675035	G101ND03	A.23
675036	G101ND04	A.23
675037	G101ND06	A.23
675039	G101ND10	A.23
675040	G101ND13	A.23
675041	G101ND16	A.23
675042	G101ND20	A.23
675043	G101ND25	A.23
675044	G101ND32	A.23
675045	G101ND40	A.23
675046	G101ND50	A.23
675047	G101ND63	A.23
675048	G102D0.5	A.23
675049	G102D01	A.23
675050	G102D02	A.23
675051	G102D03	A.23
675052	G102D04	A.23
675053	G102D06	A.23
675055	G102D10	A.23
675056	G102D13	A.23
675057	G102D16	A.23
675058	G102D20	A.23
675059	G102D25	A.23
675060	G102D32	A.23
675061	G102D40	A.23
675062	G102D50	A.23
675063	G102D63	A.23
675064	G103D0.5	A.23
675065	G103D01	A.23
675066	G103D02	A.23
675067	G103D03	A.23
675068	G103D04	A.23
675069	G103D06	A.23
675071	G103D10	A.23
675072	G103D13	A.23
675073	G103D16	A.23
675074	G103D20	A.23
675075	G103D25	A.23
675076	G103D32	A.23
675077	G103D40	A.23
675078	G103D50	A.23
675079	G103D63	A.23
675080	G104D0.5	A.23
675081	G104D01	A.23
675082	G104D02	A.23
675083	G104D03	A.23
675084	G104D04	A.23
675085	G104D06	A.23
675087	G104D10	A.23
675088	G104D13	A.23
675089	G104D16	A.23

Ref. No.	Cat. No.	Page
675090	G104D20	A.23
675091	G104D25	A.23
675092	G104D32	A.23
675093	G104D40	A.23
675094	G104D50	A.23
675095	G104D63	A.23
675112	GT101C0.5	A.27
675113	GT101C01	A.27
675114	GT101C02	A.27
675115	GT101C03	A.27
675116	GT101C04	A.27
675117	GT101C06	A.27
675119	GT101C10	A.27
675120	GT101C13	A.27
675121	GT101C16	A.27
675122	GT101C20	A.27
675123	GT101C25	A.27
675124	GT101C32	A.27
675125	GT101C40	A.27
675126	GT101C50	A.27
675127	GT101C63	A.27
675128	GT102C0.5	A.27
675129	GT102C01	A.27
675130	GT102C02	A.27
675131	GT102C03	A.27
675132	GT102C04	A.27
675133	GT102C06	A.27
675135	GT102C10	A.27
675136	GT102C13	A.27
675137	GT102C16	A.27
675138	GT102C20	A.27
675139	GT102C25	A.27
675140	GT102C32	A.27
675141	GT102C40	A.27
675142	GT102C50	A.27
675143	GT102C63	A.27
675144	GT103C0.5	A.27
675145	GT103C01	A.27
675146	GT103C02	A.27
675147	GT103C03	A.27
675148	GT103C04	A.27
675149	GT103C06	A.27
675151	GT103C10	A.27
675152	GT103C13	A.27
675153	GT103C16	A.27
675154	GT103C20	A.27
675155	GT103C25	A.27
675156	GT103C32	A.27
675157	GT103C40	A.27
675158	GT103C50	A.27
675159	GT103C63	A.27
675160	GT104C0.5	A.27
675161	GT104C01	A.27
675162	GT104C02	A.27
675163	GT104C03	A.27
675164	GT104C04	A.27
675165	GT104C06	A.27
675167	GT104C10	A.27
675168	GT104C13	A.27
675169	GT104C16	A.27
675170	GT104C20	A.27
675171	GT104C25	A.27
675172	GT104C32	A.27
675173	GT104C40	A.27
675174	GT104C50	A.27
675175	GT104C63	A.27
675176	GT101B06	A.27
675178	GT101B10	A.27
675179	GT101B13	A.27
675180	GT101B16	A.27
675181	GT101B20	A.27
675182	GT101B25	A.27
675183	GT101B32	A.27
675184	GT101B40	A.27
675185	GT101B50	A.27
675186	GT101B63	A.27
675187	GT102B06	A.27
675189	GT102B10	A.27
675190	GT102B13	A.27
675191	GT102B16	A.27
675192	GT102B20	A.27
675193	GT102B25	A.27
675194	GT102B32	A.27
675195	GT102B40	A.27
675196	GT102B50	A.27
675197	GT102B63	A.27
675198	GT103B06	A.27
675200	GT103B10	A.27
675201	GT103B13	A.27
675202	GT103B16	A.27
675203	GT103B20	A.27
675204	GT103B25	A.27

Ref. No.	Cat. No.	Page
675205	GT103B32	A.27
675206	GT103B40	A.27
675207	GT103B50	A.27
675208	GT103B63	A.27
675209	GT104B06	A.27
675211	GT104B10	A.27
675212	GT104B13	A.27
675213	GT104B16	A.27
675214	GT104B20	A.27
675215	GT104B25	A.27
675216	GT104B32	A.27
675217	GT104B40	A.27
675218	GT104B50	A.27
675219	GT104B63	A.27
675220	GT101D0.5	A.27
675221	GT101D01	A.27
675222	GT101D02	A.27
675223	GT101D03	A.27
675224	GT101D04	A.27
675225	GT101D06	A.27
675227	GT101D10	A.27
675228	GT101D13	A.27
675229	GT101D16	A.27
675230	GT101D20	A.27
675231	GT101D25	A.27
675232	GT101D32	A.27
675233	GT101D40	A.27
675234	GT101D50	A.27
675235	GT101D63	A.27
675236	GT102D0.5	A.27
675237	GT102D01	A.27
675238	GT102D02	A.27
675239	GT102D03	A.27
675240	GT102D04	A.27
675241	GT102D06	A.27
675243	GT102D10	A.27
675244	GT102D13	A.27
675245	GT102D16	A.27
675246	GT102D20	A.27
675247	GT102D25	A.27
675248	GT102D32	A.27
675249	GT102D40	A.27
675250	GT102D50	A.27
675251	GT102D63	A.27
675252	GT103D0.5	A.27
675253	GT103D01	A.27
675254	GT103D02	A.27
675255	GT103D03	A.27
675256	GT103D04	A.27
675257	GT103D06	A.27
675259	GT103D10	A.27
675260	GT103D13	A.27
675261	GT103D16	A.27
675262	GT103D20	A.27
675263	GT103D25	A.27
675264	GT103D32	A.27
675265	GT103D40	A.27
675266	GT103D50	A.27
675267	GT103D63	A.27
675268	GT104D0.5	A.27
675269	GT104D01	A.27
675270	GT104D02	A.27
675271	GT104D03	A.27
675272	GT104D04	A.27
675273	GT104D06	A.27
675275	GT104D10	A.27
675276	GT104D13	A.27
675277	GT104D16	A.27
675278	GT104D20	A.27
675279	GT104D25	A.27
675280	GT104D32	A.27
675281	GT104D40	A.27
675282	GT104D50	A.27
675283	GT104D63	A.27
675284	GT251C0.5	A.29
675285	GT251C01	A.29
675286	GT251C02	A.29
675288	GT251C04	A.29
675289	GT251C06	A.29
675291	GT251C10	A.29
675293	GT251C16	A.29
675294	GT251C20	A.29
675295	GT251C25	A.29
675296	GT251C32	A.29
675297	GT251C40	A.29
675298	GT251C50	A.29
675299	GT251C63	A.29
675300	GT252C0.5	A.29
675301	GT252C01	A.29
675302	GT252C02	A.29
675304	GT252C04	A.29
675305	GT252C06	A.29

Ref. No.	Cat. No.	Page
675307	GT252C10	A.29
675309	GT252C16	A.29
675310	GT252C20	A.29
675311	GT252C25	A.29
675312	GT252C32	A.29
675313	GT252C40	A.29
675314	GT252C50	A.29
675315	GT252C63	A.29
675316	GT253C0.5	A.29
675317	GT253C01	A.29
675318	GT253C02	A.29
675320	GT253C04	A.29
675321	GT253C06	A.29
675323	GT253C10	A.29
675325	GT253C16	A.29
675326	GT253C20	A.29
675327	GT253C25	A.29
675328	GT253C32	A.29
675329	GT253C40	A.29
675330	GT253C50	A.29
675331	GT253C63	A.29
675332	GT254C0.5	A.29
675333	GT254C01	A.29
675334	GT254C02	A.29
675336	GT254C04	A.29
675337	GT254C06	A.29
675339	GT254C10	A.29
675341	GT254C16	A.29
675342	GT254C20	A.29
675343	GT254C25	A.29
675344	GT254C32	A.29
675345	GT254C40	A.29
675346	GT254C50	A.29
675347	GT254C63	A.29
675348	GT251B06	A.29
675350	GT251B10	A.29
675352	GT251B16	A.29
675353	GT251B20	A.29
675354	GT251B25	A.29
675355	GT251B32	A.29
675356	GT251B40	A.29
675357	GT251B50	A.29
675358	GT251B63	A.29
675359	GT252B06	A.29
675361	GT252B10	A.29
675363	GT252B16	A.29
675364	GT252B20	A.29
675365	GT252B25	A.29
675366	GT252B32	A.29
675367	GT252B40	A.29
675368	GT252B50	A.29
675369	GT252B63	A.29
675370	GT253B06	A.29
675372	GT253B10	A.29
675374	GT253B16	A.29
675375	GT253B20	A.29
675376	GT253B25	A.29
675377	GT253B32	A.29
675378	GT253B40	A.29
675379	GT253B50	A.29
675380	GT253B63	A.29
675381	GT254B06	A.29
675383	GT254B10	A.29
675385	GT254B16	A.29
675386	GT254B20	A.29
675387	GT254B25	A.29
675388	GT254B32	A.29
675389	GT254B40	A.29
675390	GT254B50	A.29
675391	GT254B63	A.29
675392	GT251D0.5	A.29
675393	GT251D01	A.29
675394	GT251D02	A.29
675396	GT251D04	A.29
675397	GT251D06	A.29
675399	GT251D10	A.29
675401	GT251D16	A.29
675402	GT251D20	A.29
675403	GT251D25	A.29
675404	GT251D32	A.29
675405	GT251D40	A.29
675406	GT251D50	A.29
675407	GT251D63	A.29
675408	GT252D0.5	A.29
675409	GT252D01	A.29
675410	GT252D02	A.29
675412	GT252D04	A.29
675413	GT252D06	A.29
675415	GT252D10	A.29
675417	GT252D16	A.29
675418	GT252D20	A.29
675419	GT252D25	A.29

Ref. No.	Cat. No.	Page
675420	GT252D32	A.29
675421	GT252D40	A.29
675422	GT252D50	A.29
675423	GT252D63	A.29
675424	GT253D0.5	A.29
675425	GT253D01	A.29
675426	GT253D02	A.29
675428	GT253D04	A.29
675429	GT253D06	A.29
675431	GT253D10	A.29
675433	GT253D16	A.29
675434	GT253D20	A.29
675435	GT253D25	A.29
675436	GT253D32	A.29
675437	GT253D40	A.29
675438	GT253D50	A.29
675439	GT253D63	A.29
675440	GT254D0.5	A.29
675441	GT254D01	A.29
675442	GT254D02	A.29
675444	GT254D04	A.29
675445	GT254D06	A.29
675447	GT254D10	A.29
675449	GT254D16	A.29
675450	GT254D20	A.29
675451	GT254D25	A.29
675452	GT254D32	A.29
675453	GT254D40	A.29
675454	GT254D50	A.29
675455	GT254D63	A.29
676949	Tele REC BASIC 240/030	B.25
676950	Tele REC BASIC 240/300	B.25
676951	Tele REC BASIC 440/030	B.25
676952	Tele REC BASIC 440/300	B.25
677118	Tele REC BASIC 263/030	B.25
677119	Tele REC BASIC 463/030	B.25
677120	Tele REC BASIC 263/300	B.25
677121	Tele REC BASIC 463/300	B.25
677122	Tele REC BASIC A 240/030	B.25
677123	Tele REC BASIC A 263/030	B.25
677124	Tele REC BASIC A 440/030	B.25
677125	Tele REC BASIC A 463/030	B.25
677126	Tele REC BASIC A 240/300	B.25
677127	Tele REC BASIC A 263/300	B.25
677128	Tele REC BASIC A 440/300	B.25
677129	Tele REC BASIC A 463/300	B.25
677130	Tele REC BASIC Ai 240/030	B.25
677131	Tele REC BASIC Ai 263/030	B.25
677132	Tele REC PLUS Motor	B.26
677133	Tele REC SOLAR Motor	B.29
678172	EPP61B06	A.77
678173	EPP61B10	A.77
678174	EPP61B13	A.77
678175	EPP61B16	A.77
678176	EPP61B20	A.77
678177	EPP61B25	A.77
678178	EPP61B32	A.77
678179	EPP61B40	A.77
678180	EPP61B50	A.77
678181	EPP61B63	A.77
678182	EPP62B06	A.77
678183	EPP62B10	A.77
678184	EPP62B13	A.77
678185	EPP62B16	A.77
678186	EPP62B20	A.77
678187	EPP62B25	A.77
678188	EPP62B32	A.77
678189	EPP62B40	A.77
678190	EPP62B50	A.77
678191	EPP62B63	A.77
678192	EPP63B06	A.77
678193	EPP63B10	A.77
678194	EPP63B13	A.77
678195	EPP63B16	A.77
678196	EPP63B20	A.77
678197	EPP63B25	A.77
678198	EPP63B32	A.77
678199	EPP63B40	A.77
678200	EPP63B50	A.77
678201	EPP63B63	A.77
678202	EPP63NB06	A.77
678203	EPP63NB10	A.77
678204	EPP63NB13	A.77
678205	EPP63NB16	A.77
678206	EPP63NB20	A.77
678207	EPP63NB25	A.77
678208	EPP63NB32	A.77
678209	EPP63NB40	A.77
678210	EPP63NB50	A.77
678211	EPP63NB63	A.77
678212	EPP61C06	A.77
678213	EPP61C10	A.77
678214	EPP61C13	A.77
678215	EPP61C16	A.77
678216	EPP61C20	A.77
678217	EPP61C25	A.77
678218	EPP61C32	A.77
678219	EPP61C40	A.77
678220	EPP61C50	A.77
678221	EPP61C63	A.77
678222	EPP61NC06	A.77
678223	EPP61NC10	A.77
678224	EPP61NC13	A.77
678225	EPP61NC16	A.77
678226	EPP61NC20	A.77
678227	EPP61NC25	A.77
678228	EPP61NC32	A.77
678229	EPP61NC40	A.77
678230	EPP61NC50	A.77
678231	EPP61NC63	A.77
678232	EPP62C06	A.77
678233	EPP62C10	A.77
678234	EPP62C13	A.77
678235	EPP62C16	A.77
678236	EPP62C20	A.77
678237	EPP62C25	A.77
678238	EPP62C32	A.77
678239	EPP62C40	A.77
678240	EPP62C50	A.77
678241	EPP62C63	A.77
678242	EPP63C06	A.77
678243	EPP63C10	A.77
678244	EPP63C13	A.77
678245	EPP63C16	A.77
678246	EPP63C20	A.77
678247	EPP63C25	A.77
678248	EPP63C32	A.77
678249	EPP63C40	A.77
678250	EPP63C50	A.77
678251	EPP63C63	A.77
678252	EPP63NC06	A.77
678253	EPP63NC10	A.77
678254	EPP63NC13	A.77
678255	EPP63NC16	A.77
678256	EPP63NC20	A.77
678257	EPP63NC25	A.77
678258	EPP63NC32	A.77
678259	EPP63NC40	A.77
678260	EPP63NC50	A.77
678261	EPP63NC63	A.77
678262	EPP101B06	A.79
678263	EPP101B10	A.79
678264	EPP101B13	A.79
678265	EPP101B16	A.79
678266	EPP101B20	A.79
678267	EPP101B25	A.79
678268	EPP101B32	A.79
678269	EPP101B40	A.79
678270	EPP101B50	A.79
678271	EPP101B63	A.79
678272	EPP102B06	A.79
678273	EPP102B10	A.79
678274	EPP102B13	A.79
678275	EPP102B16	A.79
678276	EPP102B20	A.79
678277	EPP102B25	A.79
678278	EPP102B32	A.79
678279	EPP102B40	A.79
678280	EPP102B50	A.79
678281	EPP102B63	A.79
678282	EPP103B06	A.79
678283	EPP103B10	A.79
678284	EPP103B13	A.79
678285	EPP103B16	A.79
678286	EPP103B20	A.79
678287	EPP103B25	A.79
678288	EPP103B32	A.79
678289	EPP103B40	A.79
678290	EPP103B50	A.79
678291	EPP103B63	A.79
678292	EPP103NB06	A.79
678293	EPP103NB10	A.79
678294	EPP103NB13	A.79
678295	EPP103NB16	A.79
678296	EPP103NB20	A.79
678297	EPP103NB25	A.79
678298	EPP103NB32	A.79
678299	EPP103NB40	A.79
678300	EPP103NB50	A.79
678301	EPP103NB63	A.79
678302	EPP101C06	A.79
678303	EPP101C10	A.79
678304	EPP101C13	A.79
678305	EPP101C16	A.79
678306	EPP101C20	A.79
678307	EPP101C25	A.79
678308	EPP101C32	A.79
678309	EPP101C40	A.79
678310	EPP101C50	A.79
678311	EPP101C63	A.79
678312	EPP102C06	A.79
678313	EPP102C10	A.79
678314	EPP102C13	A.79
678315	EPP102C16	A.79
678316	EPP102C20	A.79
678317	EPP102C25	A.79
678318	EPP102C32	A.79
678319	EPP102C40	A.79
678320	EPP102C50	A.79
678321	EPP102C63	A.79
678322	EPP103C06	A.79
678323	EPP103C10	A.79
678324	EPP103C13	A.79
678325	EPP103C16	A.79
678326	EPP103C20	A.79
678327	EPP103C25	A.79
678328	EPP103C32	A.79
678329	EPP103C40	A.79
678330	EPP103C50	A.79
678331	EPP103C63	A.79
678332	EPP103NC06	A.79
678333	EPP103NC10	A.79
678334	EPP103NC13	A.79
678335	EPP103NC16	A.79
678336	EPP103NC20	A.79
678337	EPP103NC25	A.79
678338	EPP103NC32	A.79
678339	EPP103NC40	A.79
678340	EPP103NC50	A.79
678341	EPP103NC63	A.79
678359	FPPA225/030	B.20
678360	FPPA240/030	B.20
678361	FPPA263/030	B.20
678362	FPPA425/030	B.20
678363	FPPA440/030	B.20
678364	FPPA463/030	B.20
678365	FPPA225/100	B.20
678366	FPPA240/100	B.20
678367	FPPA263/100	B.20
678368	FPPA425/100	B.20
678369	FPPA440/100	B.20
678370	FPPA463/100	B.20
678371	FPPA225/300	B.20
678372	FPPA240/300	B.20
678373	FPPA263/300	B.20
678374	FPPA425/300	B.20
678375	FPPA440/300	B.20
678376	FPPA463/300	B.20
678377	FPPS240/300	B.20
678378	FPPS263/300	B.20
678379	FPPS440/300	B.20
678380	FPPS463/300	B.20
678705	EPP64B06	A.77
678706	EPP64B10	A.77
678707	EPP64B13	A.77
678708	EPP64B16	A.77
678709	EPP64B20	A.77
678710	EPP64B25	A.77
678711	EPP64B32	A.77
678712	EPP64B40	A.77
678713	EPP64B50	A.77
678714	EPP64B63	A.77
678715	EPP64C06	A.77
678716	EPP64C10	A.77
678717	EPP64C13	A.77
678718	EPP64C16	A.77
678719	EPP64C20	A.77
678720	EPP64C25	A.77
678721	EPP64C32	A.77
678722	EPP64C40	A.77
678723	EPP64C50	A.77
678724	EPP64C63	A.77
678725	EPP104B06	A.79
678726	EPP104B10	A.79
678727	EPP104B13	A.79
678728	EPP104B16	A.79
678729	EPP104B20	A.79
678730	EPP104B25	A.79
678731	EPP104B32	A.79
678732	EPP104B40	A.79
678733	EPP104B50	A.79
678734	EPP104B63	A.79
678735	EPP104C06	A.79
678736	EPP104C10	A.79
678737	EPP104C13	A.79
678738	EPP104C16	A.79
678739	EPP104C20	A.79
678740	EPP104C25	A.79
678741	EPP104C32	A.79
678742	EPP104C40	A.79
678743	EPP104C50	A.79
678744	EPP104C63	A.79
68...		
680070	GLX Q 21 ASTRO LS1	D.23
680073	GLX Q 22 ASTRO LS1	D.23
681452	EP103B06RAIL	A.43
681453	EP103B10RAIL	A.43
681454	EP103B16RAIL	A.43
681455	EP103B20RAIL	A.43
681456	EP103B25RAIL	A.43
681457	EP103B32RAIL	A.43
681458	EP103B40RAIL	A.43
681459	EP103B50RAIL	A.43
681460	EP103B63RAIL	A.43
681461	EP103C0.5RAIL	A.43
681462	EP103C01RAIL	A.43
681463	EP103C02RAIL	A.43
681464	EP103C03RAIL	A.43
681465	EP103C04RAIL	A.43
681466	EP103C06RAIL	A.43
681467	EP103C10RAIL	A.43
681468	EP103C16RAIL	A.43
681469	EP103C20RAIL	A.43
681470	EP103C25RAIL	A.43
681471	EP103C32RAIL	A.43
681472	EP103C40RAIL	A.43
681473	EP103C50RAIL	A.43
681474	EP103C63RAIL	A.43
681475	EP101UCRB06	A.45
681476	EP101UCRB10	A.45
681477	EP101UCRB16	A.45
681478	EP101UCRB20	A.45
681479	EP101UCRB25	A.45
681480	EP101UCRB32	A.45
681481	EP101UCRB40	A.45
681482	EP101UCRB50	A.45
681483	EP101UCRB63	A.45
681484	EP102UCRB06	A.45
681485	EP102UCRB10	A.45
681486	EP102UCRB16	A.45
681487	EP102UCRB20	A.45
681488	EP102UCRB25	A.45
681489	EP102UCRB32	A.45
681490	EP102UCRB40	A.45
681491	EP102UCRB50	A.45
681492	EP102UCRB63	A.45
681493	EP101UCRC0.5	A.45
681494	EP101UCRC01	A.45
681495	EP101UCRC02	A.45
681496	EP101UCRC04	A.45
681497	EP101UCRC06	A.45
681498	EP101UCRC10	A.45
681499	EP101UCRC16	A.45
681500	EP101UCRC20	A.45
681501	EP101UCRC25	A.45
681502	EP101UCRC32	A.45
681503	EP101UCRC40	A.45
681504	EP101UCRC50	A.45
681505	EP101UCRC63	A.45
681506	EP102UCRC0.5	A.45
681507	EP102UCRC01	A.45
681508	EP102UCRC02	A.45
681509	EP102UCRC04	A.45
681510	EP102UCRC06	A.45
681511	EP102UCRC10	A.45
681512	EP102UCRC16	A.45
681513	EP102UCRC20	A.45
681514	EP102UCRC25	A.45
681515	EP102UCRC32	A.45
681516	EP102UCRC40	A.45
681517	EP102UCRC50	A.45
681518	EP102UCRC63	A.45
681588	EP101K1.6	A.25
681591	EP102K1.6	A.25
681594	EP103K1.6	A.25
681597	EP104K1.6	A.25
681600	EP61K0.5	A.21
681601	EP61K01	A.21
681602	EP61K1.6	A.21
681603	EP61K02	A.21
681604	EP61K03	A.21
681605	EP61K04	A.21
681606	EP61K06	A.21
681607	EP61K08	A.21
681608	EP61K10	A.21
681609	EP61K16	A.21
681610	EP61K20	A.21
681611	EP61K25	A.21

Redline

Ref. No.	Cat. No.	Page
681612	EP61K32	A.21
681613	EP61K40	A.21
681614	EP61K50	A.21
681615	EP61K63	A.21
681616	EP62K0.5	A.21
681617	EP62K01	A.21
681618	EP62K1.6	A.21
681619	EP62K02	A.21
681620	EP62K03	A.21
681621	EP62K04	A.21
681622	EP62K06	A.21
681623	EP62K08	A.21
681624	EP62K10	A.21
681625	EP62K16	A.21
681626	EP62K20	A.21
681627	EP62K25	A.21
681628	EP62K32	A.21
681629	EP62K40	A.21
681630	EP62K50	A.21
681631	EP62K63	A.21
681632	EP63K0.5	A.21
681633	EP63K01	A.21
681634	EP63K1.6	A.21
681635	EP63K02	A.21
681636	EP63K03	A.21
681637	EP63K04	A.21
681638	EP63K06	A.21
681639	EP63K08	A.21
681640	EP63K10	A.21
681641	EP63K16	A.21
681642	EP63K20	A.21
681643	EP63K25	A.21
681644	EP63K32	A.21
681645	EP63K40	A.21
681646	EP63K50	A.21
681647	EP63K63	A.21
681648	EP64K0.5	A.21
681649	EP64K01	A.21
681650	EP64K1.6	A.21
681651	EP64K02	A.21
681652	EP64K03	A.21
681653	EP64K04	A.21
681654	EP64K06	A.21
681655	EP64K08	A.21
681656	EP64K10	A.21
681657	EP64K16	A.21
681658	EP64K20	A.21
681659	EP64K25	A.21
681660	EP64K32	A.21
681661	EP64K40	A.21
681662	EP64K50	A.21
681663	EP64K63	A.21
681771	EP101UCRB02	A.45
681772	EP101UCRB04	A.45
681773	EP102UCRB02	A.45
681774	EP102UCRB04	A.45
686000	CTX + R 16 1 008 A	D.11
686001	CTX + R 16 1 012 A	D.11
686002	CTX + R 16 1 024 A	D.11
686003	CTX + R 16 1 048 A	D.11
686004	CTX + R 16 1 115 A	D.11
686005	CTX + R 16 1 230 A	D.11
686006	CTX + R 16 1 240 A	D.11
686007	CTX + R 16 10 008 A	D.11
686008	CTX + R 16 10 012 A	D.11
686009	CTX + R 16 10 024 A	D.11
686010	CTX + R 16 10 048 A	D.11
686011	CTX + R 16 10 115 A	D.11
686012	CTX + R 16 10 23060	D.11
686013	CTX + R 16 10 230 A	D.11
686014	CTX + R 16 10 240 A	D.11
686015	CTX + R 16 11 008 A	D.11
686016	CTX + R 16 11 012 A	D.11
686017	CTX + R 16 11 024 A	D.11
686018	CTX + R 16 11 048 A	D.11
686019	CTX + R 16 11 115 A	D.11
686020	CTX + R 16 11 23060	D.11
686021	CTX + R 16 11 230 A	D.11
686022	CTX + R 16 11 240 A	D.11
686023	CTX + R 16 2 008 A	D.11
686024	CTX + R 16 2 012 A	D.11
686025	CTX + R 16 40 008 A	D.11
686026	CTX + R 16 2 024 A	D.11
686027	CTX + R 16 22 008 A	D.11
686028	CTX + R 16 2 048 A	D.11
686030	CTX + R 16 2 115 A	D.11
686032	CTX + R 16 2 230 A	D.11
686034	CTX + R 16 2 240 A	D.11
686036	CTX + R 16 20 008 A	D.11
686037	CTX + R 16 20 012 A	D.11
686038	CTX + R 16 20 024 A	D.11
686039	CTX + R 16 20 048 A	D.11

Ref. No.	Cat. No.	Page
686040	CTX + R 16 20 115 A	D.11
686041	CTX + R 16 20 23060	D.11
686042	CTX + R 16 20 230 A	D.11
686043	CTX + R 16 20 240 A	D.11
686044	CTX + R 16 22 012 A	D.11
686045	CTX + R 16 22 024 A	D.11
686046	CTX + R 16 22 048 A	D.11
686047	CTX + R 16 22 23060	D.11
686048	CTX + R 16 22 230 A	D.11
686049	CTX + R 16 22 240 A	D.11
686050	CTX + R 16 30 012 A	D.11
686051	CTX + R 16 30 024 A	D.11
686052	CTX + R 16 30 048 A	D.11
686053	CTX + R 16 30 230 A	D.11
686054	CTX + R 16 4 012 A	D.11
686055	CTX + R 16 4 024 A	D.11
686056	CTX + R 16 4 048 A	D.11
686057	CTX + R 16 4 115 A	D.11
686058	CTX + R 16 4 230 A	D.11
686059	CTX + R 16 4 240 A	D.11
686060	CTX + R 16 40 012 A	D.11
686061	CTX + R 16 40 024 A	D.11
686062	CTX + R 16 40 048 A	D.11
686063	CTX + R 16 40 23060	D.11
686064	CTX + R 16 40 230 A	D.11
686065	CTX + R 16 40 240 A	D.11
686066	CTX + R 5 02	D.15
686067	CTX + R 5 11	D.15
686068	CTX + R 5 20	D.15
686069	PLS / CTX SP	A.50
686069	PLS + / CTX + SP	D.15
686070	PLS + / CTX + TS 1	D.15
686071	PLS + 16 1 008 A	D.14
686072	PLS + 16 1 012 A	D.14
686073	PLS + 16 1 024 A	D.14
686074	PLS + 16 1 048 A	D.14
686075	PLS + 16 1 115 A	D.14
686076	PLS + 16 1 230 A	D.14
686077	PLS + 16 1 240 A	D.14
686078	PLS + 16 10 008 A	D.14
686079	PLS + 16 10 012 A	D.14
686080	PLS + 16 10 024 A	D.14
686081	PLS + 16 10 048 A	D.14
686082	PLS + 16 10 115 A	D.14
686083	PLS + 16 10 230 A	D.14
686084	PLS + 16 10 240 A	D.14
686085	PLS + 16 11	D.14
686086	PLS + 16 11 008 A	D.14
686087	PLS + 16 11 012 A	D.14
686088	PLS + 16 11 024 A	D.14
686089	PLS + 16 11 048 A	D.14
686090	PLS + 16 11 115 A	D.14
686091	PLS + 16 11 230 A	D.14
686092	PLS + 16 11 240 A	D.14
686093	PLS + 16 2 008 A	D.14
686094	PLS + 16 2 012 A	D.14
686095	PLS + 16 2 024 A	D.14
686096	PLS + 16 2 048 A	D.14
686097	PLS + 16 2 115 A	D.14
686098	PLS + 16 2 230 A	D.14
686099	PLS + 16 2 240 A	D.14
686100	PLS + 16 20	D.14
686101	PLS + 16 2	D.14
686102	PLS + 16 20 008 A	D.14
686103	PLS + 16 20 012 A	D.14
686104	PLS + 16 20 024 A	D.14
686105	PLS + 16 20 048 A	D.14
686106	PLS + 16 20 115 A	D.14
686107	PLS + 16 20 23060	D.14
686108	PLS + 16 20 230 A	D.14
686109	PLS + 16 20 240 A	D.14
686110	PLS + 32 10 008 A	D.14
686111	PLS + 32 10 012 A	D.14
686112	PLS + 32 10 024 A	D.14
686113	PLS + 32 10 048 A	D.14
686114	PLS + 32 10 115 A	D.14
686115	PLS + 32 10 230 A	D.14
686116	PLS + 32 10 240 A	D.14
686117	PLS + 32 20	D.14
686118	PLS + 32 20 008 A	D.14
686119	PLS + 32 20 012 A	D.14
686120	PLS + 32 20 024 A	D.14
686121	PLS + 32 20 048 A	D.14
686122	PLS + 32 20 115 A	D.14
686123	PLS + 32 20 230 A	D.14
686124	PLS + 32 20 240 A	D.14
686125	PLS + C	D.15
686126	PLS + C 16 1 008 A	D.15
686127	PLS + C 16 1 012 A	D.15
686128	PLS + C 16 1 024 A	D.15
686129	PLS + C 16 1 048 A	D.15
686130	PLS + C 16 1 230 A	D.15

Ref. No.	Cat. No.	Page
686131	PLS + C 16 1 240 A	D.15
686132	PLS + C 16 10 008 A	D.14
686133	PLS + C 16 10 012 A	D.14
686134	PLS + C 16 10 024 A	D.14
686135	PLS + C 16 10 048 A	D.14
686136	PLS + C 16 10 230 A	D.14
686137	PLS + C 16 10 240 A	D.14
686138	PLS + C 16 2 008 A	D.15
686139	PLS + C 16 2 012 A	D.15
686140	PLS + C 16 2 024 A	D.15
686141	PLS + C 16 2 048 A	D.15
686142	PLS + C 16 2 230 A	D.15
686143	PLS + C 16 2 240 A	D.15
686144	PLS + C 16 20 008 A	D.15
686145	PLS + C 16 20 012 A	D.15
686146	PLS + C 16 20 024 A	D.15
686147	PLS + C 16 20 048 A	D.15
686148	PLS + C 16 20 230 A	D.15
686149	PLS + C 16 20 240 A	D.15
686150	PLS + C 16 3 008 A	D.15
686151	PLS + C 16 3 012 A	D.15
686152	PLS + C 16 3 024 A	D.15
686153	PLS + C 16 3 048 A	D.15
686154	PLS + C 16 3 230 A	D.15
686155	PLS + C 16 3 240 A	D.15
686156	PLS + C 32 10 008 A	D.15
686157	PLS + C 32 10 012 A	D.15
686158	PLS + C 32 10 024 A	D.15
686159	PLS + C 32 10 048 A	D.15
686160	PLS + C 32 10 230 A	D.15
686161	PLS + C 32 10 240 A	D.15
686162	PLS + C 32 20 008 A	D.15
686163	PLS + C 32 20 012 A	D.15
686164	PLS + C 32 20 024 A	D.15
686165	PLS + C 32 20 048 A	D.15
686166	PLS + C 32 20 230 A	D.15
686167	PLS + C 32 20 240 A	D.15
686168	PLS + C 32 30 008 A	D.15
686169	PLS + C 32 30 012 A	D.15
686170	PLS + C 32 30 024 A	D.15
686171	PLS + C 32 30 048 A	D.15
686172	PLS + C 32 30 230 A	D.15
686173	PLS + C 32 30 240 A	D.15
686174	PLS + CAP	D.15
686175	PLS + M	D.15
686176	PLS + PU 16 2 024 A	D.15
686177	PLS + PU 16 2 230 A	D.15
686178	PLS + PU 16 20 024 A	D.15
686179	PLS + PU 16 20 230 A	D.15
686180	PLS + PU 16 40 024 A	D.15
686181	PLS + PU 16 40 230 A	D.15
686182	PLS + SA 16 20 012 A	D.14
686183	PLS + SA 16 20 024 A	D.14
686184	PLS + SA 16 20 048 A	D.14
686185	PLS + SA 16 20 230 A	D.14
686186	PLS + SA 16 20 240 A	D.14
686187	PLS + SB 16 20 012 A	D.14
686188	PLS + SB 16 20 024 A	D.14
686189	PLS + SB 16 20 048 A	D.14
686190	PLS + SB 16 20 230 A	D.14
686191	PLS + SB 16 20 240 A	D.14
686192	PLS + SG	D.15
686195	PLT + AS 230A	D.19
686196	PLT + IG 024U	D.19
686197	PLT + IG 230A	D.19
686198	PLT + MF 024U 0.1S-60M	D.19
686199	PLT + MF 024U 30S-20H	D.19
686200	PLT + MF 230A 0.1S-60M	D.19
686201	PLT + MF 230A 30S-20H	D.19
686202	PLT + OF 024U 1-60M	D.19
686203	PLT + OF 024U 1-60S	D.19
686204	PLT + OF 230A 1-60M	D.19
686205	PLT + OF 230A 1-60S	D.19
686206	PLT + ON 024U 1-60M	D.19
686207	PLT + ON 024U 1-60S	D.19
686208	PLT + ON 230A 1-60M	D.19
686209	PLT + ON 230A 1-60S	D.19
686210	PLT + PS 024U 1-60M	D.19
686211	PLT + PS 024U 1-60S	D.19
686212	PLT + PS 230A 1-60M	D.19
686213	PLT + PS 230A 1-60S	D.19
686214	PLTS + D	D.16
686216	PLTS + M	D.16
686218	PLT + SS 024U	D.19
686219	PLT + SS 230A	D.19
686284	PLS + 16 10 23060	D.14
686285	PLS + 16 11 23060	D.14
686530	GLX Q 11 W 50 LS1	D.23
686531	GLX Q 21 D 50 LS1	D.23
686532	GLX Q 21 W 50 LS1	D.23
686533	GLX Q 22 W 50 LS1	D.23
686534	GLX Q 21 W 50C LS1	D.23

Ref. No.	Cat. No.	Page
686535	GLX Q 22 W 50C LS1	D.23
686601	EP61ULB06	A.37
686602	EP61ULB10	A.37
686605	EP61ULB16	A.37
686606	EP61ULB20	A.37
686607	EP61ULB25	A.37
686609	EP61ULB32	A.37
686610	EP61ULB40	A.37
686611	EP61ULB50	A.37
686613	EP61ULB63	A.37
686615	EP62ULB06	A.37
686616	EP62ULB10	A.37
686619	EP62ULB16	A.37
686620	EP62ULB20	A.37
686621	EP62ULB25	A.37
686623	EP62ULB32	A.37
686624	EP62ULB40	A.37
686625	EP62ULB50	A.37
686627	EP62ULB63	A.37
686629	EP63ULB06	A.37
686630	EP63ULB10	A.37
686633	EP63ULB16	A.37
686634	EP63ULB20	A.37
686635	EP63ULB25	A.37
686637	EP63ULB32	A.37
686638	EP63ULB40	A.37
686639	EP63ULB50	A.37
686641	EP63ULB63	A.37
686643	EP64ULB06	A.37
686644	EP64ULB10	A.37
686647	EP64ULB16	A.37
686648	EP64ULB20	A.37
686649	EP64ULB25	A.37
686651	EP64ULB32	A.37
686652	EP64ULB40	A.37
686653	EP64ULB50	A.37
686655	EP64ULB63	A.37
686656	EP61ULC0.5	A.37
686657	EP61ULC01	A.37
686658	EP61ULC02	A.37
686660	EP61ULC04	A.37
686662	EP61ULC06	A.37
686663	EP61ULC10	A.37
686666	EP61ULC16	A.37
686667	EP61ULC20	A.37
686668	EP61ULC25	A.37
686670	EP61ULC32	A.37
686671	EP61ULC40	A.37
686672	EP61ULC50	A.37
686674	EP61ULC63	A.37
686675	EP62ULC0.5	A.37
686676	EP62ULC01	A.37
686677	EP62ULC02	A.37
686679	EP62ULC04	A.37
686681	EP62ULC06	A.37
686682	EP62ULC10	A.37
686685	EP62ULC16	A.37
686686	EP62ULC20	A.37
686687	EP62ULC25	A.37
686689	EP62ULC32	A.37
686690	EP62ULC40	A.37
686691	EP62ULC50	A.37
686693	EP62ULC63	A.37
686694	EP63ULC0.5	A.37
686695	EP63ULC01	A.37
686696	EP63ULC02	A.37
686698	EP63ULC04	A.37
686700	EP63ULC06	A.37
686701	EP63ULC10	A.37
686704	EP63ULC16	A.37
686705	EP63ULC20	A.37
686706	EP63ULC25	A.37
686708	EP63ULC32	A.37
686709	EP63ULC40	A.37
686710	EP63ULC50	A.37
686712	EP63ULC63	A.37
686713	EP64ULC0.5	A.37
686714	EP64ULC01	A.37
686715	EP64ULC02	A.37
686717	EP64ULC04	A.37
686719	EP64ULC06	A.37
686720	EP64ULC10	A.37
686723	EP64ULC16	A.37
686724	EP64ULC20	A.37
686725	EP64ULC25	A.37
686727	EP64ULC32	A.37
686728	EP64ULC40	A.37
686729	EP64ULC50	A.37
686731	EP64ULC63	A.37
686732	EP61ULD0.5	A.37
686733	EP61ULD01	A.37
686734	EP61ULD02	A.37

Ref. No.	Cat. No.	Page
686736	EP61ULD04	A.37
686738	EP61ULD06	A.37
686739	EP61ULD10	A.37
686742	EP61ULD16	A.37
686743	EP61ULD20	A.37
686744	EP61ULD25	A.37
686746	EP61ULD32	A.37
686747	EP61ULD40	A.37
686748	EP61ULD50	A.37
686750	EP61ULD63	A.37
686751	EP62ULD0.5	A.37
686752	EP62ULD01	A.37
686753	EP62ULD02	A.37
686755	EP62ULD04	A.37
686757	EP62ULD06	A.37
686758	EP62ULD10	A.37
686761	EP62ULD16	A.37
686762	EP62ULD20	A.37
686763	EP62ULD25	A.37
686765	EP62ULD32	A.37
686766	EP62ULD40	A.37
686767	EP62ULD50	A.37
686769	EP62ULD63	A.37
686770	EP63ULD0.5	A.37
686771	EP63ULD01	A.37
686772	EP63ULD02	A.37
686774	EP63ULD04	A.37
686776	EP63ULD06	A.37
686777	EP63ULD10	A.37
686780	EP63ULD16	A.37
686781	EP63ULD20	A.37
686782	EP63ULD25	A.37
686784	EP63ULD32	A.37
686785	EP63ULD40	A.37
686786	EP63ULD50	A.37
686788	EP63ULD63	A.37
686789	EP64ULD0.5	A.37
686790	EP64ULD01	A.37
686791	EP64ULD02	A.37
686793	EP64ULD04	A.37
686795	EP64ULD06	A.37
686796	EP64ULD10	A.37
686799	EP64ULD16	A.37
686800	EP64ULD20	A.37
686801	EP64ULD25	A.37
686803	EP64ULD32	A.37
686804	EP64ULD40	A.37
686805	EP64ULD50	A.37
686807	EP64ULD63	A.37
686809	EP101ULB06	A.39
686810	EP101ULB10	A.39
686813	EP101ULB16	A.39
686814	EP101ULB20	A.39
686815	EP101ULB25	A.39
686817	EP101ULB32	A.39
686818	EP101ULB40	A.39
686819	EP101ULB50	A.39
686821	EP101ULB63	A.39
686823	EP102ULB06	A.39
686824	EP102ULB10	A.39
686827	EP102ULB16	A.39
686828	EP102ULB20	A.39
686829	EP102ULB25	A.39
686831	EP102ULB32	A.39
686832	EP102ULB40	A.39
686833	EP102ULB50	A.39
686835	EP102ULB63	A.39
686837	EP103ULB06	A.39
686838	EP103ULB10	A.39
686841	EP103ULB16	A.39
686842	EP103ULB20	A.39
686843	EP103ULB25	A.39
686845	EP103ULB32	A.39
686846	EP103ULB40	A.39
686847	EP103ULB50	A.39
686849	EP103ULB63	A.39
686851	EP104ULB06	A.39
686852	EP104ULB10	A.39
686855	EP104ULB16	A.39
686856	EP104ULB20	A.39
686857	EP104ULB25	A.39
686859	EP104ULB32	A.39
686860	EP104ULB40	A.39
686861	EP104ULB50	A.39
686863	EP104ULB63	A.39
686864	EP101ULC0.5	A.39
686865	EP101ULC01	A.39
686866	EP101ULC02	A.39
686868	EP101ULC04	A.39
686870	EP101ULC06	A.39
686871	EP101ULC10	A.39
686874	EP101ULC16	A.39

Ref. No.	Cat. No.	Page
686875	EP101ULC20	A.39
686876	EP101ULC25	A.39
686878	EP101ULC32	A.39
686879	EP101ULC40	A.39
686880	EP101ULC50	A.39
686882	EP101ULC63	A.39
686883	EP102ULC0.5	A.39
686884	EP102ULC01	A.39
686885	EP102ULC02	A.39
686887	EP102ULC04	A.39
686889	EP102ULC06	A.39
686890	EP102ULC10	A.39
686893	EP102ULC16	A.39
686894	EP102ULC20	A.39
686895	EP102ULC25	A.39
686897	EP102ULC32	A.39
686898	EP102ULC40	A.39
686899	EP102ULC50	A.39
686901	EP102ULC63	A.39
686902	EP103ULC0.5	A.39
686903	EP103ULC01	A.39
686904	EP103ULC02	A.39
686906	EP103ULC04	A.39
686908	EP103ULC06	A.39
686909	EP103ULC10	A.39
686912	EP103ULC16	A.39
686913	EP103ULC20	A.39
686914	EP103ULC25	A.39
686916	EP103ULC32	A.39
686917	EP103ULC40	A.39
686918	EP103ULC50	A.39
686920	EP103ULC63	A.39
686921	EP104ULC0.5	A.39
686922	EP104ULC01	A.39
686923	EP104ULC02	A.39
686925	EP104ULC04	A.39
686927	EP104ULC06	A.39
686928	EP104ULC10	A.39
686931	EP104ULC16	A.39
686932	EP104ULC20	A.39
686933	EP104ULC25	A.39
686935	EP104ULC32	A.39
686936	EP104ULC40	A.39
686937	EP104ULC50	A.39
686939	EP104ULC63	A.39
686940	EP101ULD0.5	A.39
686941	EP101ULD01	A.39
686942	EP101ULD02	A.39
686944	EP101ULD04	A.39
686946	EP101ULD06	A.39
686947	EP101ULD10	A.39
686950	EP101ULD16	A.39
686951	EP101ULD20	A.39
686952	EP101ULD25	A.39
686954	EP101ULD32	A.39
686955	EP101ULD40	A.39
686956	EP101ULD50	A.39
686958	EP101ULD63	A.39
686959	EP102ULD0.5	A.39
686960	EP102ULD01	A.39
686961	EP102ULD02	A.39
686963	EP102ULD04	A.39
686965	EP102ULD06	A.39
686966	EP102ULD10	A.39
686969	EP102ULD16	A.39
686970	EP102ULD20	A.39
686971	EP102ULD25	A.39
686973	EP102ULD32	A.39
686974	EP102ULD40	A.39
686975	EP102ULD50	A.39
686977	EP102ULD63	A.39
686978	EP103ULD0.5	A.39
686979	EP103ULD01	A.39
686980	EP103ULD02	A.39
686982	EP103ULD04	A.39
686984	EP103ULD06	A.39
686985	EP103ULD10	A.39
686988	EP103ULD16	A.39
686989	EP103ULD20	A.39
686990	EP103ULD25	A.39
686992	EP103ULD32	A.39
686993	EP103ULD40	A.39
686994	EP103ULD50	A.39
686996	EP103ULD63	A.39
686997	EP104ULD0.5	A.39
686998	EP104ULD01	A.39
686999	EP104ULD02	A.39
687001	EP104ULD04	A.39
687003	EP104ULD06	A.39
687004	EP104ULD10	A.39
687007	EP104ULD16	A.39
687008	EP104ULD20	A.39

Ref. No.	Cat. No.	Page
687009	EP104ULD25	A.39
687011	EP104ULD32	A.39
687012	EP104ULD40	A.39
687013	EP104ULD50	A.39
687015	EP104ULD63	A.39
688026	EP104 UC B20	A.31
688027	EP104 UC B40	A.31
688028	EP104 UC B63	A.31
688029	EP104 UC B16	A.31
69...		
690200	EP104 UC B10	A.31
690214	EP101ULHB05	A.41
690215	EP101ULHB06	A.41
690216	EP101ULHB10	A.41
690217	EP101ULHB13	A.41
690218	EP101ULHB15	A.41
690219	EP101ULHB16	A.41
690220	EP101ULHB20	A.41
690221	EP101ULHB25	A.41
690222	EP101ULHB30	A.41
690223	EP101ULHB32	A.41
690224	EP102ULHB05	A.41
690225	EP102ULHB06	A.41
690226	EP102ULHB10	A.41
690227	EP102ULHB13	A.41
690228	EP102ULHB15	A.41
690229	EP102ULHB16	A.41
690230	EP102ULHB20	A.41
690231	EP102ULHB25	A.41
690232	EP102ULHB30	A.41
690233	EP102ULHB32	A.41
690235	EP103ULHB06	A.41
690236	EP103ULHB10	A.41
690239	EP103ULHB16	A.41
690240	EP103ULHB20	A.41
690241	EP103ULHB25	A.41
690243	EP103ULHB32	A.41
690244	WUL	A.41
690265	EP101ULHC0.5	A.41
690266	EP101ULHC01	A.41
690267	EP101ULHC02	A.41
690269	EP101ULHC04	A.41
690270	EP101ULHC05	A.41
690271	EP101ULHC06	A.41
690273	EP101ULHC10	A.41
690274	EP101ULHC13	A.41
690275	EP101ULHC15	A.41
690276	EP101ULHC16	A.41
690277	EP101ULHC20	A.41
690278	EP101ULHC25	A.41
690279	EP101ULHC30	A.41
690280	EP101ULHC32	A.41
690281	EP102ULHC0.5	A.41
690282	EP102ULHC01	A.41
690283	EP102ULHC02	A.41
690285	EP102ULHC04	A.41
690286	EP102ULHC05	A.41
690287	EP102ULHC06	A.41
690289	EP102ULHC10	A.41
690290	EP102ULHC13	A.41
690291	EP102ULHC15	A.41
690292	EP102ULHC16	A.41
690293	EP102ULHC20	A.41
690294	EP102ULHC25	A.41
690295	EP102ULHC30	A.41
690296	EP102ULHC32	A.41
690297	EP103ULHC0.5	A.41
690298	EP103ULHC01	A.41
690299	EP103ULHC02	A.41
690301	EP103ULHC04	A.41
690302	EP103ULHC05	A.41
690303	EP103ULHC06	A.41
690305	EP103ULHC10	A.41
690306	EP103ULHC13	A.41
690307	EP103ULHC15	A.41
690308	EP103ULHC16	A.41
690309	EP103ULHC20	A.41
690310	EP103ULHC25	A.41
690311	EP103ULHC30	A.41
690312	EP103ULHC32	A.41
690313	EP101ULHD0.5	A.41
690314	EP101ULHD01	A.41
690315	EP101ULHD02	A.41
690317	EP101ULHD04	A.41
690318	EP101ULHD05	A.41
690320	EP101ULHD06	A.41
690321	EP101ULHD10	A.41
690322	EP101ULHD13	A.41
690323	EP101ULHD15	A.41
690324	EP101ULHD16	A.41
690325	EP101ULHD20	A.41
690326	EP101ULHD25	A.41

Ref. No.	Cat. No.	Page
690327	EP101ULHD30	A.41
690328	EP101ULHD32	A.41
690329	EP102ULHD0.5	A.41
690330	EP102ULHD01	A.41
690331	EP102ULHD02	A.41
690333	EP102ULHD04	A.41
690334	EP102ULHD05	A.41
690335	EP102ULHD06	A.41
690337	EP102ULHD10	A.41
690338	EP102ULHD13	A.41
690339	EP102ULHD15	A.41
690340	EP102ULHD16	A.41
690341	EP102ULHD20	A.41
690342	EP102ULHD25	A.41
690343	EP102ULHD30	A.41
690344	EP102ULHD32	A.41
690345	EP103ULHD0.5	A.41
690346	EP103ULHD01	A.41
690347	EP103ULHD02	A.41
690349	EP103ULHD04	A.41
690350	EP103ULHD05	A.41
690351	EP103ULHD06	A.41
690353	EP103ULHD10	A.41
690354	EP103ULHD13	A.41
690355	EP103ULHD15	A.41
690356	EP103ULHD16	A.41
690357	EP103ULHD20	A.41
690358	EP103ULHD25	A.41
690359	EP103ULHD30	A.41
690360	EP103ULHD32	A.41
691234	EP101TB6	A.47
691235	EP101TB8	A.47
691236	EP101TB10	A.47
691237	EP101TB13	A.47
691238	EP101TB16	A.47
691239	EP101TB20	A.47
691240	EP101TB25	A.47
691241	EP101TB32	A.47
691242	EP101TB40	A.47
691243	EP101TB50	A.47
691244	EP101TB63	A.47
691245	EP101TC0.5	A.47
691246	EP101TC01	A.47
691247	EP101TC02	A.47
691248	EP101TC03	A.47
691249	EP101TC04	A.47
691250	EP101TC06	A.47
691251	EP101TC08	A.47
691252	EP101TC1.6	A.47
691253	EP101TC10	A.47
691254	EP101TC13	A.47
691255	EP101TC16	A.47
691256	EP101TC20	A.47
691257	EP101TC32	A.47
691258	EP101TC40	A.47
691259	EP101TC50	A.47
691260	EP101TC63	A.47
691261	EP101TK0.5	A.47
691262	EP101TK02	A.47
691263	EP101TK03	A.47
691264	EP101TK04	A.47
691265	EP101TK06	A.47
691266	EP101TK08	A.47
691267	EP101TK1	A.47
691268	EP101TK1.6	A.47
691269	EP101TK10	A.47
691270	EP101TK16	A.47
691271	EP101TK20	A.47
691272	EP101TK25	A.47
691273	EP101TK32	A.47
691274	EP101TK40	A.47
691275	EP101TK50	A.47
691276	EP101TK63	A.47
691277	EP101TZ0.5	A.47
691278	EP101TZ01	A.47
691279	EP101TZ02	A.47
691280	EP101TZ03	A.47
691281	EP101TZ04	A.47
691282	EP101TZ06	A.47
691283	EP101TZ08	A.47
691284	EP101TZ1.6	A.47
691285	EP101TZ10	A.47
691286	EP101TZ16	A.47
691287	EP101TZ20	A.47
691288	EP101TZ25	A.47
691289	EP101TZ32	A.47
691290	EP101TZ40	A.47
691291	EP101TZ50	A.47
691292	EP101TZ63	A.47
691293	EP102TB06	A.47
691294	EP102TB08	A.47
691295	EP102TB10	A.47

Redline

Ref. No.	Cat. No.	Page
691296	EP102TB13	A.47
691297	EP102TB16	A.47
691298	EP102TB20	A.47
691299	EP102TB25	A.47
691300	EP102TB32	A.47
691301	EP102TB40	A.47
691302	EP102TB50	A.47
691303	EP102TB63	A.47
691304	EP102TC0.5	A.47
691305	EP102TC01	A.47
691306	EP102TC02	A.47
691307	EP102TC03	A.47
691308	EP102TC04	A.47
691309	EP102TC06	A.47
691310	EP102TC08	A.47
691311	EP102TC1.6	A.47
691312	EP102TC10	A.47
691313	EP102TC13	A.47
691314	EP102TC16	A.47
691315	EP102TC20	A.47
691316	EP102TC25	A.47
691317	EP102TC32	A.47
691318	EP102TC40	A.47
691319	EP102TC50	A.47
691320	EP102TC63	A.47
691321	EP102TK0.5	A.47
691322	EP102TK01	A.47
691323	EP102TK02	A.47
691324	EP102TK03	A.47
691325	EP102TK04	A.47
691326	EP102TK06	A.47
691327	EP102TK08	A.47
691328	EP102TK1.6	A.47
691329	EP102TK10	A.47
691330	EP102TK16	A.47
691331	EP102TK20	A.47
691332	EP102TK25	A.47
691333	EP102TK32	A.47
691334	EP102TK40	A.47
691335	EP102TK50	A.47
691336	EP102TK63	A.47
691337	EP102TZ0.5	A.47
691338	EP102TZ01	A.47
691339	EP102TZ02	A.47
691340	EP102TZ03	A.47
691341	EP102TZ04	A.47
691342	EP102TZ06	A.47
691343	EP102TZ08	A.47
691344	EP102TZ1.6	A.47
691345	EP102TZ10	A.47
691346	EP102TZ16	A.47
691347	EP102TZ20	A.47
691348	EP102TZ25	A.47
691349	EP102TZ32	A.47
691350	EP102TZ40	A.47
691351	EP102TZ50	A.47
691352	EP102TZ63	A.47
691353	EP103TB06	A.47
691354	EP103TB08	A.47
691355	EP103TB10	A.47
691356	EP103TB13	A.47
691357	EP103TB16	A.47
691358	EP103TB20	A.47
691359	EP103TB25	A.47
691360	EP103TB32	A.47
691361	EP103TB40	A.47
691362	EP103TB50	A.47
691363	EP103TB63	A.47
691364	EP103TC0.5	A.47
691365	EP103TC01	A.47
691366	EP103TC02	A.47
691367	EP103TC03	A.47
691368	EP103TC04	A.47
691369	EP103TC06	A.47
691370	EP103TC08	A.47
691371	EP103TC1.6	A.47
691372	EP103TC10	A.47
691373	EP103TC13	A.47
691374	EP103TC16	A.47
691375	EP103TC20	A.47
691376	EP103TC25	A.47
691377	EP103TC32	A.47
691378	EP103TC40	A.47
691379	EP103TC50	A.47
691380	EP103TC63	A.47
691381	EP103TK0.5	A.47
691382	EP103TK01	A.47
691383	EP103TK02	A.47
691384	EP103TK03	A.47
691385	EP103TK04	A.47
691386	EP103TK06	A.47
691387	EP103TK08	A.47
691388	EP103TK1.6	A.47
691389	EP103TK10	A.47
691390	EP103TK16	A.47
691391	EP103TK20	A.47
691392	EP103TK25	A.47
691393	EP103TK32	A.47
691394	EP103TK40	A.47
691395	EP103TK50	A.47
691396	EP103TK63	A.47
691397	EP104TB06	A.47
691398	EP104TB08	A.47
691399	EP104TB10	A.47
691400	EP104TB13	A.47
691401	EP104TB20	A.47
691402	EP104TB25	A.47
691403	EP104TB32	A.47
691404	EP104TB40	A.47
691405	EP104TB50	A.47
691406	EP104TB63	A.47
691407	EP104TC0.5	A.47
691408	EP104TC01	A.47
691409	EP104TC02	A.47
691410	EP104TC03	A.47
691411	EP104TC04	A.47
691412	EP104TC06	A.47
691413	EP104TC08	A.47
691414	EP104TC1.6	A.47
691415	EP104TC10	A.47
691416	EP104TC13	A.47
691417	EP104TC16	A.47
691418	EP104TC20	A.47
691419	EP104TC25	A.47
691420	EP104TC32	A.47
691421	EP104TC40	A.47
691422	EP104TC50	A.47
691423	EP104TC63	A.47
691424	EP104TK0.5	A.47
691425	EP104TK01	A.47
691426	EP104TK02	A.47
691427	EP104TK03	A.47
691428	EP104TK04	A.47
691429	EP104TK06	A.47
691430	EP104TK08	A.47
691431	EP104TK1.6	A.47
691432	EP104TK10	A.47
691433	EP104TK16	A.47
691434	EP104TK20	A.47
691435	EP104TK25	A.47
691436	EP104TK32	A.47
691437	EP104TK40	A.47
691438	EP104TK50	A.47
691439	EP104TK63	A.47
691440	EP101UCTB06	A.49
691441	EP101UCTB08	A.49
691442	EP101UCTB10	A.49
691443	EP101UCTB13	A.49
691444	EP101UCTB16	A.49
691445	EP101UCTB20	A.49
691446	EP101UCTB25	A.49
691447	EP101UCTB32	A.49
691448	EP101UCTB40	A.49
691449	EP101UCTB50	A.49
691450	EP101UCTB63	A.49
691451	EP101UCTC0.5	A.49
691452	EP101UCTC01	A.49
691453	EP101UCTC02	A.49
691454	EP101UCTC03	A.49
691455	EP101UCTC04	A.49
691456	EP101UCTC06	A.49
691457	EP101UCTC08	A.49
691458	EP101UCTC1.6	A.49
691459	EP101UCTC10	A.49
691460	EP101UCTC13	A.49
691461	EP101UCTC16	A.49
691462	EP101UCTC20	A.49
691463	EP101UCTC25	A.49
691464	EP101UCTC32	A.49
691465	EP101UCTC40	A.49
691466	EP101UCTC50	A.49
691467	EP101UCTC63	A.49
691468	EP101UCTK0.5	A.49
691469	EP101UCTK01	A.49
691470	EP101UCTK02	A.49
691471	EP101UCTK03	A.49
691472	EP101UCTK04	A.49
691473	EP101UCTK06	A.49
691474	EP101UCTK08	A.49
691475	EP101UCTK1.6	A.49
691476	EP101UCTK10	A.49
691477	EP101UCTK16	A.49
691478	EP101UCTK20	A.49
691479	EP101UCTK25	A.49
691480	EP101UCTK32	A.49
691481	EP101UCTK40	A.49
691482	EP101UCTK50	A.49
691483	EP101UCTK63	A.49
691484	EP101UCTZ0.5	A.49
691485	EP101UCTZ01	A.49
691486	EP101UCTZ02	A.49
691487	EP101UCTZ03	A.49
691488	EP101UCTZ04	A.49
691489	EP101UCTZ06	A.49
691490	EP101UCTZ08	A.49
691491	EP101UCTZ1.6	A.49
691492	EP101UCTZ10	A.49
691493	EP101UCTZ16	A.49
691494	EP101UCTZ20	A.49
691495	EP101UCTZ25	A.49
691496	EP101UCTZ32	A.49
691497	EP101UCTZ40	A.49
691498	EP101UCTZ50	A.49
691499	EP101UCTZ63	A.49
691500	EP102UCTB06	A.49
691501	EP102UCTB08	A.49
691502	EP102UCTB10	A.49
691503	EP102UCTB13	A.49
691504	EP102UCTB16	A.49
691505	EP102UCTB20	A.49
691506	EP102UCTB25	A.49
691507	EP102UCTB32	A.49
691508	EP102UCTB40	A.49
691509	EP102UCTB50	A.49
691510	EP102UCTB63	A.49
691511	EP102UCTC0.5	A.49
691512	EP102UCTC01	A.49
691513	EP102UCTC02	A.49
691514	EP102UCTC03	A.49
691515	EP102UCTC04	A.49
691516	EP102UCTC06	A.49
691517	EP102UCTC08	A.49
691518	EP102UCTC1.6	A.49
691519	EP102UCTC10	A.49
691520	EP102UCTC13	A.49
691521	EP102UCTC16	A.49
691522	EP102UCTC20	A.49
691523	EP102UCTC25	A.49
691524	EP102UCTC32	A.49
691525	EP102UCTC40	A.49
691526	EP102UCTC50	A.49
691527	EP102UCTC63	A.49
691528	EP102UCTK0.5	A.49
691529	EP102UCTK01	A.49
691530	EP102UCTK02	A.49
691531	EP102UCTK03	A.49
691532	EP102UCTK04	A.49
691533	EP102UCTK06	A.49
691534	EP102UCTK08	A.49
691535	EP102UCTK1.6	A.49
691536	EP102UCTK10	A.49
691537	EP102UCTK16	A.49
691538	EP102UCTK20	A.49
691539	EP102UCTK25	A.49
691540	EP102UCTK32	A.49
691541	EP102UCTK40	A.49
691542	EP102UCTK50	A.49
691543	EP102UCTK63	A.49
691544	EP102UCTZ0.5	A.49
691545	EP102UCTZ01	A.49
691546	EP102UCTZ02	A.49
691547	EP102UCTZ03	A.49
691548	EP102UCTZ04	A.49
691549	EP102UCTZ06	A.49
691550	EP102UCTZ08	A.49
691551	EP102UCTZ1.6	A.49
691552	EP102UCTZ10	A.49
691553	EP102UCTZ16	A.49
691554	EP102UCTZ20	A.49
691555	EP102UCTZ25	A.49
691556	EP102UCTZ32	A.49
691557	EP102UCTZ40	A.49
691558	EP102UCTZ50	A.49
691559	EP102UCTZ63	A.49
691580	EP104 UC B25	A.31
691581	EP104 UC B32	A.31
692527	EPC 452 C02	A.65
692528	EPC 452 C04	A.65
692529	EPC 452 C06	A.65
692530	EPC 452 C10	A.65
692531	EPC 452 C16	A.65
692532	EPC 452 C20	A.65
692533	EPC 452 C25	A.65
692534	EPC 452 C32	A.65
692535	EPC 452 C40	A.65
692536	EPC 453 C02	A.65
692537	EPC 453 C04	A.65
692538	EPC 453 C06	A.65
692539	EPC 453 C10	A.65
692540	EPC 453 C16	A.65
692541	EPC 453 C20	A.65
692542	EPC 453 C25	A.65
692543	EPC 453 C32	A.65
692544	EPC 453 C40	A.65
692545	EPC 454 C02	A.65
692546	EPC 454 C04	A.65
692547	EPC 454 C06	A.65
692548	EPC 454 C10	A.65
692549	EPC 454 C16	A.65
692550	EPC 454 C20	A.65
692551	EPC 454 C25	A.65
692552	EPC 454 C32	A.65
692553	EPC 454 C40	A.65
692554	EPC 62 C02	A.67
692555	EPC 62 C04	A.67
692556	EPC 62 C06	A.67
692557	EPC 62 C10	A.67
692558	EPC 62 C16	A.67
692559	EPC 62 C20	A.67
692560	EPC 62 C25	A.67
692561	EPC 62 C32	A.67
692562	EPC 62 C40	A.67
692563	EPC 63 C02	A.67
692564	EPC 63 C04	A.67
692565	EPC 63 C06	A.67
692566	EPC 63 C10	A.67
692567	EPC 63 C16	A.67
692568	EPC 63 C20	A.67
692569	EPC 63 C25	A.67
692570	EPC 63 C32	A.67
692571	EPC 63 C40	A.67
692572	EPC 64 C02	A.67
692573	EPC 64 C04	A.67
692574	EPC 64 C06	A.67
692575	EPC 64 C10	A.67
692576	EPC 64 C16	A.67
692577	EPC 64 C20	A.67
692578	EPC 64 C25	A.67
692579	EPC 64 C32	A.67
692580	EPC 64 C40	A.67
692604	EPC 61N B13	A.61
692605	EPC 101N B13	A.62
692606	EPC 101N C13	A.62
692608	EPC 452 B02	A.65
692609	EPC 452 B04	A.65
692610	EPC 452 B06	A.65
692611	EPC 452 B10	A.65
692612	EPC 452 B16	A.65
692613	EPC 452 B20	A.65
692614	EPC 452 B25	A.65
692615	EPC 452 B32	A.65
692616	EPC 452 B40	A.65
692617	EPC 453 B02	A.65
692618	EPC 453 B04	A.65
692619	EPC 453 B06	A.65
692620	EPC 453 B10	A.65
692621	EPC 453 B16	A.65
692622	EPC 453 B20	A.65
692623	EPC 453 B25	A.65
692624	EPC 453 B32	A.65
692625	EPC 453 B40	A.65
692626	EPC 454 B02	A.65
692627	EPC 454 B04	A.65
692628	EPC 454 B06	A.65
692629	EPC 454 B10	A.65
692630	EPC 454 B16	A.65
692631	EPC 454 B20	A.65
692632	EPC 454 B25	A.65
692633	EPC 454 B32	A.65
692634	EPC 454 B40	A.65
692635	EPC 62 B02	A.67
692636	EPC 62 B04	A.67
692637	EPC 62 B06	A.67
692638	EPC 62 B10	A.67
692639	EPC 62 B16	A.67
692640	EPC 62 B20	A.67
692641	EPC 62 B25	A.67
692642	EPC 62 B32	A.67
692643	EPC 62 B40	A.67
692644	EPC 63 B02	A.67
692645	EPC 63 B04	A.67
692646	EPC 63 B06	A.67
692647	EPC 63 B10	A.67
692648	EPC 63 B16	A.67

Ref. No.	Cat. No.	Page
692649	EPC 63 B20	A.67
692650	EPC 63 B25	A.67
692651	EPC 63 B32	A.67
692652	EPC 63 B40	A.67
692653	EPC 64 B02	A.67
692654	EPC 64 B04	A.67
692655	EPC 64 B06	A.67
692656	EPC 64 B10	A.67
692657	EPC 64 B16	A.67
692658	EPC 64 B20	A.67
692659	EPC 64 B25	A.67
692660	EPC 64 B32	A.67
692661	EPC 64 B40	A.67
692689	EPC 611 B02	A.63
692690	EPC 611 B04	A.63
692691	EPC 611 B06	A.63
692692	EPC 611 B10	A.63
692693	EPC 611 B13	A.63
692694	EPC 611 B16	A.63
692695	EPC 611 B20	A.63
692696	EPC 611 B25	A.63
692697	EPC 611 B32	A.63
692698	EPC 611 B40	A.63
692699	EPC 611 C02	A.63
692700	EPC 611 C04	A.63
692701	EPC 611 C06	A.63
692702	EPC 611 C10	A.63
692703	EPC 611 C13	A.63
692704	EPC 611 C16	A.63
692705	EPC 611 C20	A.63
692706	EPC 611 C25	A.63
692707	EPC 611 C32	A.63
692708	EPC 611 C40	A.63
692781	EPC 451N C02	A.60
692782	EPC 451N C04	A.60
692783	EPC 451N C06	A.60
692784	EPC 451N C10	A.60
692786	EPC 451N C16	A.60
692787	EPC 451N C20	A.60
692788	EPC 451N C25	A.60
692789	EPC 451N C32	A.60
692790	EPC 451N C40	A.60
692791	EPC 61N C02	A.61
692792	EPC 61N C04	A.61
692793	EPC 61N C06	A.61
692794	EPC 61N C10	A.61
692795	EPC 61N C13	A.61
692796	EPC 61N C16	A.61
692797	EPC 61N C20	A.61
692798	EPC 61N C25	A.61
692799	EPC 61N C32	A.61
692800	EPC 61N C40	A.61
692801	EPC 101N C02	A.62
692802	EPC 101N C04	A.62
692803	EPC 101N C06	A.62
692804	EPC 101N C10	A.62
692805	EPC 101N C16	A.62
692806	EPC 101N C20	A.62
692807	EPC 101N C25	A.62
692808	EPC 101N C32	A.62
692809	EPC 101N C40	A.62
692810	EPC 451N B02	A.60
692811	EPC 451N B04	A.60
692812	EPC 451N B06	A.60
692813	EPC 451N B10	A.60
692814	EPC 451N B16	A.60
692815	EPC 451N B20	A.60
692816	EPC 451N B25	A.60
692817	EPC 451N B32	A.60
692818	EPC 451N B40	A.60
692819	EPC 61N B02	A.61
692820	EPC 61N B04	A.61
692821	EPC 61N B06	A.61
692822	EPC 61N B10	A.61
692823	EPC 61N B16	A.61
692824	EPC 61N B20	A.61
692825	EPC 61N B25	A.61
692826	EPC 61N B32	A.61
692827	EPC 61N B40	A.61
692828	EPC 101N B02	A.62
692829	EPC 101N B04	A.62
692830	EPC 101N B06	A.62
692831	EPC 101N B10	A.62
692832	EPC 101N B16	A.62
692833	EPC 101N B20	A.62
692834	EPC 101N B25	A.62
692835	EPC 101N B32	A.62
692836	EPC 101N B40	A.62
693382	EPC 611 B25B10	A.63
693383	EPC 611 B25B13	A.63
693384	EPC 611 B25B16	A.63

Ref. No.	Cat. No.	Page
693385	EPC 611 B32B10	A.63
693386	EPC 611 B32B13	A.63
693387	EPC 611 B32B16	A.63
693388	EPC 611 B40B10	A.63
693389	EPC 611 B40B13	A.63
693390	EPC 611 B40B16	A.63
693391	EPC 611 C25C10	A.63
693392	EPC 611 C25C13	A.63
693393	EPC 611 C25C16	A.63
693394	EPC 611 C32C10	A.63
693395	EPC 611 C25C13	A.63
693396	EPC 611 C32C16	A.63
693397	EPC 611 C40C10	A.63
693398	EPC 611 C25C13	A.63
693399	EPC 611 C40C16	A.63
694000	DMCE60C06/030	B.13
694001	DMCE60C10/030	B.13
694002	DMCE60C16/030	B.13
694003	DMCE60C20/030	B.13
694004	DMCE60C25/030	B.13
694005	DMCE60C32/030	B.13
694006	DMCE60C40/030	B.13
694007	DMCEA60C06/030	B.13
694008	DMCEA60C10/030	B.13
694009	DMCEA60C16/030	B.13
694010	DMCEA60C20/030	B.13
694011	DMCEA60C25/030	B.13
694012	DMCEA60C32/030	B.13
694013	DMCEA60C40/030	B.13
694014	DMCE60B06/030	B.13
694015	DMCE60B10/030	B.13
694016	DMCE60B16/030	B.13
694017	DMCE60B20/030	B.13
694018	DMCE60B25/030	B.13
694019	DMCE60B32/030	B.13
694020	DMCE60B40/030	B.13
694021	DMCEA60B06/030	B.13
694022	DMCEA60B10/030	B.13
694023	DMCEA60B16/030	B.13
694024	DMCEA60B20/030	B.13
694025	DMCEA60B25/030	B.13
694026	DMCEA60B32/030	B.13
694027	DMCEA60B40/030	B.13
694028	DICE60C06/030	B.13
694029	DICE60C10/030	B.13
694030	DICE60C16/030	B.13
694031	DICE60C20/030	B.13
694032	DICE60C25/030	B.13
694033	DICE60C32/030	B.13
694034	DICE60C40/030	B.13
694035	DICEA60C06/030	B.13
694036	DICEA60C10/030	B.13
694037	DICEA60C16/030	B.13
694038	DICEA60C20/030	B.13
694039	DICEA60C25/030	B.13
694040	DICEA60C32/030	B.13
694041	DICEA60C40/030	B.13
694042	DICE60B06/030	B.13
694043	DICE60B10/030	B.13
694044	DICE60B16/030	B.13
694045	DICE60B20/030	B.13
694046	DICE60B25/030	B.13
694047	DICE60B32/030	B.13
694048	DICE60B40/030	B.13
694049	DICEA60B06/030	B.13
694050	DICEA60B10/030	B.13
694051	DICEA60B16/030	B.13
694052	DICEA60B20/030	B.13
694053	DICEA60B25/030	B.13
694054	DICEA60B32/030	B.13
694055	DICEA60B40/030	B.13
81...		
811325	-	F.11
811326	-	F.11
811327	-	F.11
811331	-	F.11
813146	-	F.11
813156	-	F.11
815092	-	F.11
815093	-	F.11
815094	-	F.11
815105	-	F.11
82...		
828056	-	F.11
828145	-	F.15
828146	-	F.15
828149	-	F.11
828152	-	F.11
828153	-	F.11
83...		
832000	-	F.11

Ref. No.	Cat. No.	Page
85...		
851046	-	F.47
88...		
880669	-	F.15
883970	FBF6	G.5
89...		
890838	-	F.50

Redline

Cat. No.	Ref. No.	Page
A...		
AAZA1	564042	F.40
AAZA10	564041	F.40
AAZA2	564043	F.40
AAZA3	564044	F.40
AAZA4	564045	F.40
AAZFN1-26	619394	F.40
AAZFPE1-26	619395	F.40
AAZFPN16	619393	F.40
AAZG1	564054	F.40
AAZK12	564050	F.40
AAZK16	564051	F.40
AAZK33	564052	F.40
AAZN3	564053	F.40
AAZN33	564049	F.40
AAZP11	564352	F.40
AAZP12	564353	F.40
AAZP33	564048	F.40
AAZPN12	564046	F.40
AAZPN16	564047	F.40
AAZTA1	564056	F.40
AAZTA2	564350	F.40
AAZTU1	564055	F.40
AAZTU2	564349	F.40
AGBS24	562056	F.40
AGBS25	562273	F.40
AKG 25	546306	F.40
AKS 25	546307	F.40
AST B	666347	D.5
AST B 12	666340	D.5
AST B 230	666341	D.5
AST B 24	666342	D.5
AST L CL	666343	D.5
AST L GN	666344	D.5
AST L OR	666345	D.5
AST L RD	666346	D.5
AST LA 230V	666874	D.5
AST LB 230V	666875	D.5
AST LG 230V	666876	D.5
AST LR 230V	666877	D.5
AST LW 230V	666878	D.5
AST M 100 10	666558	D.3
AST M 100 20	666559	D.3
AST M 100 30	666560	D.3
AST M 100 40	666561	D.3
AST M 40 10	666614	D.3
AST M 40 20	666615	D.3
AST M 40 30	666616	D.3
AST M 40 40	666617	D.3
AST M 63 10	666562	D.3
AST M 63 20	666563	D.3
AST M 63 30	666564	D.3
AST M 63 40	666565	D.3
AST M 80 10	666566	D.3
AST M 80 20	666567	D.3
AST M 80 30	666568	D.3
AST M 80 40	666569	D.3
AST P 16 01	666570	D.3
AST P 16 10	666571	D.3
AST P 16 11	666572	D.3
AST PL 16 10	666573	D.3
AST R 32 20	666574	D.3
AST R 32 30	666575	D.3
AST R 32 3N	666576	D.3
AST R 32 40	666577	D.3
AST R 40 20	666578	D.3
AST R 40 30	666579	D.3
AST R 40 3N	666580	D.3
AST R 40 40	666581	D.3
AST R 63 20	666582	D.3
AST R 63 30	666583	D.3
AST R 63 3N	666584	D.3
AST R 63 40	666585	D.3
AST R ES E	666555	D.3
AST R ES S	666556	D.3
AST R TS	666557	D.3
AST S 16 1	666586	D.3
AST S 16 10	666587	D.3
AST S 16 2	666588	D.3
AST S 16 20	666589	D.3
AST S 16 30	666590	D.3
AST S 16 30 2	666591	D.3
AST S 16 40	666593	D.3
AST S 16 40 2	666592	D.3
AST S 32 1	666594	D.3
AST S 32 10	666595	D.3
AST S 32 2	666596	D.3
AST S 32 20	666597	D.3
AST S 32 30	666599	D.3
AST S 32 30 2	666598	D.3
AST S 32 40	666600	D.3
AST S 32 40 2	666601	D.3
AST SL 16 10	666602	D.3
AST SL 16 20	666603	D.3
AST SL 32 10	666604	D.3
AST SL 32 20	666605	D.3
AST SZ 16 1	666606	D.3
AST SZ 16 2	666607	D.3
AST SZ 32 1	666608	D.3
AST SZ 32 2	666609	D.3
AXSK71	562445	F.40
B...		
BDC225/030	607125	B.7
BDC225/300	607127	B.7
BDC240/030	607126	B.7
BDC240/300	607128	B.7
BE 12	666633	D.29
BE 230	666632	D.29
BLANK4	610382	F.29
BPA2100/030	606090	B.7
BPA2100/100	606095	B.7
BPA2100/1000	606125	B.7
BPA2100/300	606105	B.7
BPA2100/500	606115	B.7
BPA216/010	606085	B.26
BPA216/010*	606085	B.7
BPA225/030	606086	B.7
BPA225/100	606091	B.7
BPA225/1000	606121	B.7
BPA225/300	606101	B.7
BPA225/500	606111	B.7
BPA240/030	606087	B.7
BPA240/100	606092	B.7
BPA240/1000	606122	B.7
BPA240/300	606102	B.7
BPA240/500	606112	B.7
BPA263/030	606088	B.7
BPA263/100	606093	B.7
BPA263/1000	606123	B.7
BPA263/300	606103	B.7
BPA263/500	606113	B.7
BPA280/030	606089	B.7
BPA280/100	606094	B.7
BPA280/1000	606124	B.7
BPA280/300	606104	B.7
BPA280/500	606114	B.7
BPA4100/030	606167	B.7
BPA4100/100	606172	B.7
BPA4100/1000	606202	B.7
BPA4100/300	606182	B.7
BPA4100/500	606192	B.7
BPA425/030	606163	B.7
BPA425/100	606168	B.7
BPA425/1000	606198	B.7
BPA425/100	606198	B.26
BPA425/300	606178	B.7
BPA425/500	606188	B.7
BPA440/030	606164	B.7
BPA440/100	606169	B.7
BPA440/1000	606199	B.7
BPA440/300	606179	B.7
BPA440/500	606189	B.7
BPA463/030	606165	B.7
BPA463/100	606170	B.7
BPA463/1000	606200	B.7
BPA463/300	606180	B.7
BPA463/500	606190	B.7
BPA480/030	606166	B.7
BPA480/100	606171	B.7
BPA480/1000	606201	B.7
BPA480/300	606181	B.7
BPA480/500	606191	B.7
BPAi225/030	606331	B.7
BPAi225/300	606347	B.7
BPAi240/030	606332	B.7
BPAi240/300	606348	B.7
BPAi263/030	606333	B.7
BPAi263/300	606349	B.7
BPAi425/030	606334	B.7
BPAi425/300	606350	B.7
BPAi440/030	606335	B.7
BPAi440/300	606351	B.7
BPAi463/030	606336	B.7
BPAi463/300	606352	B.7
BPC2100/030	606136	B.7
BPC2100/100	606144	B.7
BPC2100/1000	606162	B.7
BPC2100/300	606152	B.7
BPC2100/500	606157	B.7
BPC216/010	606131	B.26
BPC216/010*	606131	B.7
BPC225/100	606140	B.7
BPC225/1000	606158	B.7
BPC225/500	606153	B.7
BPC240/100	606141	B.7
BPC240/1000	606159	B.7
BPC240/500	606154	B.7
BPC263/030	606134	B.7
BPC263/100	606142	B.7
BPC263/1000	606160	B.7
BPC263/300	606150	B.7
BPC263/500	606155	B.7
BPC280/030	606135	B.7
BPC280/100	606143	B.7
BPC280/1000	606161	B.7
BPC280/300	606151	B.7
BPC280/500	606156	B.7
BPC4100/030	606212	B.7
BPC4100/100	606220	B.7
BPC4100/1000	606238	B.7
BPC4100/300	606228	B.7
BPC4100/500	606233	B.7
BPC425/030	606208	B.7
BPC425/100	606216	B.7
BPC425/1000	606234	B.7
BPC425/300	606224	B.7
BPC425/500	606229	B.7
BPC440/030	606209	B.7
BPC440/100	606217	B.7
BPC440/1000	606235	B.7
BPC440/300	606225	B.7
BPC440/500	606230	B.7
BPC463/030	606210	B.7
BPC463/100	606218	B.7
BPC463/1000	606236	B.7
BPC463/300	606226	B.7
BPC463/500	606231	B.7
BPC480/030	606211	B.7
BPC480/100	606219	B.7
BPC480/1000	606237	B.7
BPC480/300	606227	B.7
BPC480/500	606232	B.7
BPS2100/100	606100	B.7
BPS2100/1000	606130	B.7
BPS2100/300	606110	B.7
BPS2100/500	606120	B.7
BPS225/100	606096	B.7
BPS225/1000	606126	B.7
BPS225/300	606106	B.7
BPS225/500	606116	B.7
BPS240/100	606097	B.7
BPS240/1000	606127	B.7
BPS240/300	606107	B.7
BPS240/500	606117	B.7
BPS263/100	606098	B.7
BPS263/1000	606128	B.7
BPS263/300	606108	B.7
BPS263/500	606118	B.7
BPS280/100	606099	B.7
BPS280/1000	606129	B.7
BPS280/300	606109	B.7
BPS280/500	606119	B.7
BPS4100/100	606177	B.7
BPS4100/1000	606207	B.7
BPS4100/300	606187	B.7
BPS4100/500	606197	B.7
BPS425/100	606173	B.7
BPS425/1000	606203	B.7
BPS425/300	606183	B.7
BPS425/500	606193	B.7
BPS440/100	606174	B.7
BPS440/1000	606204	B.7
BPS440/300	606184	B.7
BPS440/500	606194	B.7
BPS463/100	606175	B.7
BPS463/1000	606205	B.7
BPS463/300	606185	B.7
BPS463/500	606195	B.7
BPS480/100	606176	B.7
BPS480/1000	606206	B.7
BPS480/300	606186	B.7
BPS480/500	606196	B.7
BPSi2100/300	606341	B.7
BPSi225/300	606337	B.7
BPSi240/300	606338	B.7
BPSi263/300	606339	B.7
BPSi280/300	606340	B.7
BPSi4100/300	606346	B.7
BPSi425/300	606342	B.7
BPSi440/300	606343	B.7
BPSi463/300	606344	B.7
BPSi480/300	606345	B.7
BU 12	666630	D.29
BU 230	666629	D.29
C...		
CA H	672567	C.4
CA S/H	672568	C.4
CA S/H G	672569	C.4
CA UN H	672972	C.6
CA UN S/H	672973	C.6
CA UN S/H G	672974	C.6
CB SH/HH-L	672571	C.5
CB SH/HH-R	672570	C.5
CBT H 2NC	667250	C.10
CBT H 2NO	667251	C.10
CBT H NO-NC	667249	C.10
CD10	662140	F.29
CD14	662141	F.29
CD18	662142	F.29
CD4	662139	F.29
CKEY	662137	F.29
CLS Q 11 D	666105	D.21
CLS Q 31 D	666104	D.21
CLS Q 31 D M	666106	D.21
CLS Q 31 W	666109	D.21
CLS Q 31 W M	666110	D.21
CLS Q 62 DD	666103	D.21
CLS Q 62 DW	666108	D.21
CLS S 11 D	666111	D.21
CLS S 31 D	666112	D.21
CLS S 31 D M	666113	D.21
CLS S 31 W	666114	D.21
CLS S 31 W M	666115	D.21
CLS72Q41D	666178	D.25
CLS72Q41W	666176	D.25
CLS72S41D	666177	D.25
CLS72S41W	666175	D.25
CSLKIT14	662136	F.29
CSLKIT18	662138	F.29
CTX + R 16 1 008 A	686000	D.11
CTX + R 16 1 012 A	686001	D.11
CTX + R 16 1 024 A	686002	D.11
CTX + R 16 1 048 A	686003	D.11
CTX + R 16 1 115 A	686004	D.11
CTX + R 16 1 230 A	686005	D.11
CTX + R 16 1 240 A	686006	D.11
CTX + R 16 10 008 A	686007	D.11
CTX + R 16 10 012 A	686008	D.11
CTX + R 16 10 024 A	686009	D.11
CTX + R 16 10 048 A	686010	D.11
CTX + R 16 10 115 A	686011	D.11
CTX + R 16 10 230 A	686013	D.11
CTX + R 16 10 23060	686012	D.11
CTX + R 16 10 240 A	686014	D.11
CTX + R 16 11 008 A	686015	D.11
CTX + R 16 11 012 A	686016	D.11
CTX + R 16 11 024 A	686017	D.11
CTX + R 16 11 048 A	686018	D.11
CTX + R 16 11 115 A	686019	D.11
CTX + R 16 11 230 A	686021	D.11
CTX + R 16 11 23060	686020	D.11
CTX + R 16 11 240 A	686022	D.11
CTX + R 16 2 008 A	686023	D.11
CTX + R 16 2 012 A	686024	D.11
CTX + R 16 2 024 A	686026	D.11
CTX + R 16 2 048 A	686028	D.11
CTX + R 16 2 115 A	686030	D.11
CTX + R 16 2 230 A	686032	D.11
CTX + R 16 2 240 A	686034	D.11
CTX + R 16 20 008 A	686036	D.11
CTX + R 16 20 012 A	686037	D.11
CTX + R 16 20 024 A	686038	D.11
CTX + R 16 20 048 A	686039	D.11
CTX + R 16 20 115 A	686040	D.11
CTX + R 16 20 230 A	686042	D.11
CTX + R 16 20 23060	686041	D.11
CTX + R 16 20 240 A	686043	D.11
CTX + R 16 22 008 A	686027	D.11
CTX + R 16 22 012 A	686044	D.11
CTX + R 16 22 024 A	686045	D.11
CTX + R 16 22 048 A	686046	D.11
CTX + R 16 22 230 A	686048	D.11
CTX + R 16 22 23060	686047	D.11
CTX + R 16 22 240 A	686049	D.11
CTX + R 16 30 012 A	686050	D.11
CTX + R 16 30 024 A	686051	D.11
CTX + R 16 30 048 A	686052	D.11
CTX + R 16 30 230 A	686053	D.11
CTX + R 16 4 012 A	686054	D.11
CTX + R 16 4 024 A	686055	D.11
CTX + R 16 4 048 A	686056	D.11
CTX + R 16 4 115 A	686057	D.11
CTX + R 16 4 230 A	686058	D.11
CTX + R 16 4 240 A	686059	D.11
CTX + R 16 40 008 A	686025	D.11
CTX + R 16 40 012 A	686060	D.11
CTX + R 16 40 024 A	686061	D.11
CTX + R 16 40 048 A	686062	D.11

Cat. No.	Ref. No.	Page
CTX + R 16 40 230 A	686064	D.11
CTX + R 16 40 23060	686063	D.11
CTX + R 16 40 240 A	686065	D.11
CTX + R 5 02	686066	D.15
CTX + R 5 11	686067	D.15
CTX + R 5 20	686068	D.15
CTX 06 11	666162	D.7
CTX 06 20	666163	D.7
CTX 20 02 024 A	666129	D.7
CTX 20 02 230 A	666128	D.7
CTX 20 11 024 A	666127	D.7
CTX 20 11 230 A	666126	D.7
CTX 20 20 012 A	666130	D.7
CTX 20 20 024 A	666133	D.7
CTX 20 20 048 A	666134	D.7
CTX 20 20 230 A	666131	D.7
CTX 20 20 240 A	666132	D.7
CTX 24 04 024 U	666140	D.7
CTX 24 04 230 U	666139	D.7
CTX 24 22 024 U	666136	D.7
CTX 24 22 230 U	666135	D.7
CTX 24 30 024 U	666138	D.7
CTX 24 30 230 U	666137	D.7
CTX 24 40 012 U	666141	D.7
CTX 24 40 024 U	666144	D.7
CTX 24 40 048 U	666145	D.7
CTX 24 40 230 U	666142	D.7
CTX 24 40 240 U	666143	D.7
CTX 40 02 230 U	666170	D.7
CTX 40 20 024 U	666147	D.7
CTX 40 20 230 U	666146	D.7
CTX 40 30 024 U	666149	D.7
CTX 40 30 230 U	666148	D.7
CTX 40 40 012 U	666150	D.7
CTX 40 40 024 U	666153	D.7
CTX 40 40 048 U	666154	D.7
CTX 40 40 230 U	666151	D.7
CTX 40 40 240 U	666152	D.7
CTX 63 20 230 U	666155	D.7
CTX 63 40 024 U	666158	D.7
CTX 63 40 230 U	666156	D.7
CTX 63 40 240 U	666157	D.7
CTX DN 20 20 230	666164	D.7
CTX DN 24 30 230	666165	D.7
CTX DN 24 40 230	666166	D.7
CTX DN 40 20 230	666167	D.7
CTX DN 40 30 230	666168	D.7
CTX DN 40 40 230	666169	D.7
CTX SP	666161	D.7
CTX TS 2	666160	D.7
CTX TS 3	666159	D.7
CU10BN	662132	F.28
CU14BN	662133	F.28
CU18BN	662134	F.28
CU4BN	662131	F.28
CULINKPIN	662144	F.29
D...		
DFSL12	662163	F.26
DICE60B06/030	694042	B.13
DICE60B10/030	694043	B.13
DICE60B16/030	694044	B.13
DICE60B20/030	694045	B.13
DICE60B25/030	694046	B.13
DICE60B32/030	694047	B.13
DICE60B40/030	694048	B.13
DICE60C06/030	694028	B.13
DICE60C10/030	694029	B.13
DICE60C16/030	694030	B.13
DICE60C20/030	694031	B.13
DICE60C25/030	694032	B.13
DICE60C32/030	694033	B.13
DICE60C40/030	694034	B.13
DICEA60B06/030	694049	B.13
DICEA60B10/030	694050	B.13
DICEA60B16/030	694051	B.13
DICEA60B20/030	694052	B.13
DICEA60B25/030	694053	B.13
DICEA60B32/030	694054	B.13
DICEA60B40/030	694055	B.13
DICEA60C06/030	694035	B.13
DICEA60C10/030	694036	B.13
DICEA60C16/030	694037	B.13
DICEA60C20/030	694038	B.13
DICEA60C25/030	694039	B.13
DICEA60C32/030	694040	B.13
DICEA60C40/030	694041	B.13
DM100B06/010	609926	B.11
DM100B06/030	609931	B.11
DM100B06/100	609939	B.11
DM100B06/300	609947	B.11
DM100B10/010	609927	B.11
DM100B10/030	609932	B.11

Cat. No.	Ref. No.	Page
DM100B10/100	609940	B.11
DM100B10/300	609948	B.11
DM100B13/010	609928	B.11
DM100B13/030	609933	B.11
DM100B13/100	609941	B.11
DM100B13/300	609949	B.11
DM100B16/010	609929	B.11
DM100B16/030	609934	B.11
DM100B16/100	609942	B.11
DM100B16/300	609950	B.11
DM100B20/010	609930	B.11
DM100B20/030	609935	B.11
DM100B20/100	609943	B.11
DM100B20/300	609951	B.11
DM100B25/030	609936	B.11
DM100B25/100	609944	B.11
DM100B25/300	609952	B.11
DM100B32/030	609937	B.11
DM100B32/100	609945	B.11
DM100B32/300	609953	B.11
DM100B40/030	609938	B.11
DM100B40/100	609946	B.11
DM100B40/300	609954	B.11
DM100C04/010	609955	B.11
DM100C04/030	609961	B.11
DM100C04/100	609970	B.11
DM100C04/300	609979	B.11
DM100C06/010	609956	B.11
DM100C06/030	609962	B.11
DM100C06/100	609971	B.11
DM100C06/300	609980	B.11
DM100C10/010	609957	B.11
DM100C10/030	609963	B.11
DM100C10/100	609972	B.11
DM100C10/300	609981	B.11
DM100C13/010	609958	B.11
DM100C13/030	609964	B.11
DM100C13/100	609973	B.11
DM100C13/300	609982	B.11
DM100C16/010	609959	B.11
DM100C16/030	609965	B.11
DM100C16/100	609974	B.11
DM100C16/300	609983	B.11
DM100C20/010	609960	B.11
DM100C20/030	609966	B.11
DM100C20/100	609975	B.11
DM100C20/300	609984	B.11
DM100C25/030	609967	B.11
DM100C25/100	609976	B.11
DM100C25/300	609985	B.11
DM100C32/030	609968	B.11
DM100C32/100	609977	B.11
DM100C32/300	609986	B.11
DM100C40/030	609969	B.11
DM100C40/100	609978	B.11
DM100C40/300	609987	B.11
DM60B06/010	609802	B.9
DM60B06/030	609807	B.9
DM60B06/100	609815	B.9
DM60B06/300	609823	B.9
DM60B10/010	609803	B.9
DM60B10/030	609808	B.9
DM60B10/100	609816	B.9
DM60B10/300	609824	B.9
DM60B13/010	609804	B.9
DM60B13/030	609809	B.9
DM60B13/100	609817	B.9
DM60B13/300	609825	B.9
DM60B16/010	609805	B.9
DM60B16/030	609810	B.9
DM60B16/100	609818	B.9
DM60B16/300	609826	B.9
DM60B20/010	609806	B.9
DM60B20/030	609811	B.9
DM60B20/100	609819	B.9
DM60B20/300	609827	B.9
DM60B25/030	609812	B.9
DM60B25/100	609820	B.9
DM60B25/300	609828	B.9
DM60B32/030	609813	B.9
DM60B32/100	609821	B.9
DM60B32/300	609829	B.9
DM60B40/030	609814	B.9
DM60B40/100	609822	B.9
DM60B40/300	609830	B.9
DM60C04/010	609831	B.9
DM60C04/030	609837	B.9
DM60C04/100	609846	B.9
DM60C04/300	609855	B.9
DM60C06/010	609832	B.9
DM60C06/030	609838	B.9
DM60C06/100	609847	B.9

Cat. No.	Ref. No.	Page
DM60C06/300	609856	B.9
DM60C10/010	609833	B.9
DM60C10/030	609839	B.9
DM60C10/100	609848	B.9
DM60C10/300	609857	B.9
DM60C13/010	609834	B.9
DM60C13/030	609840	B.9
DM60C13/100	609849	B.9
DM60C13/300	609858	B.9
DM60C16/010	609835	B.9
DM60C16/030	609841	B.9
DM60C16/100	609850	B.9
DM60C16/300	609859	B.9
DM60C20/010	609836	B.9
DM60C20/030	609842	B.9
DM60C20/100	609851	B.9
DM60C20/300	609860	B.9
DM60C25/030	609843	B.9
DM60C25/100	609852	B.9
DM60C25/300	609861	B.9
DM60C32/030	609844	B.9
DM60C32/100	609853	B.9
DM60C32/300	609862	B.9
DM60C40/030	609845	B.9
DM60C40/100	609854	B.9
DM60C40/300	609863	B.9
DMA100B06/010	609864	B.11
DMA100B06/030	609869	B.11
DMA100B06/100	609877	B.11
DMA100B06/300	609885	B.11
DMA100B10/010	609865	B.11
DMA100B10/030	609870	B.11
DMA100B10/100	609878	B.11
DMA100B10/300	609886	B.11
DMA100B13/010	609866	B.11
DMA100B13/030	609871	B.11
DMA100B13/100	609879	B.11
DMA100B13/300	609887	B.11
DMA100B16/010	609867	B.11
DMA100B16/030	609872	B.11
DMA100B16/100	609880	B.11
DMA100B16/300	609888	B.11
DMA100B20/010	609868	B.11
DMA100B20/030	609873	B.11
DMA100B20/100	609881	B.11
DMA100B20/300	609889	B.11
DMA100B25/030	609874	B.11
DMA100B25/100	609882	B.11
DMA100B25/300	609890	B.11
DMA100B32/030	609875	B.11
DMA100B32/100	609883	B.11
DMA100B32/300	609891	B.11
DMA100B40/030	609876	B.11
DMA100B40/100	609884	B.11
DMA100B40/300	609892	B.11
DMA100C04/010	609893	B.11
DMA100C04/030	609899	B.11
DMA100C04/100	609908	B.11
DMA100C04/300	609917	B.11
DMA100C06/010	609894	B.11
DMA100C06/030	609900	B.11
DMA100C06/100	609909	B.11
DMA100C06/300	609918	B.11
DMA100C10/010	609895	B.11
DMA100C10/030	609901	B.11
DMA100C10/100	609910	B.11
DMA100C10/300	609919	B.11
DMA100C13/010	609896	B.11
DMA100C13/030	609902	B.11
DMA100C13/100	609911	B.11
DMA100C13/300	609920	B.11
DMA100C16/010	609897	B.11
DMA100C16/030	609903	B.11
DMA100C16/100	609912	B.11
DMA100C16/300	609921	B.11
DMA100C20/010	609898	B.11
DMA100C20/030	609904	B.11
DMA100C20/100	609913	B.11
DMA100C20/300	609922	B.11
DMA100C25/030	609905	B.11
DMA100C25/100	609914	B.11
DMA100C25/300	609923	B.11
DMA100C32/030	609906	B.11
DMA100C32/100	609915	B.11
DMA100C32/300	609924	B.11
DMA100C40/030	609907	B.11
DMA100C40/100	609916	B.11
DMA100C40/300	609925	B.11
DMA60B06/010	609740	B.9
DMA60B06/030	609745	B.9
DMA60B06/100	609753	B.9
DMA60B06/300	609761	B.9

Cat. No.	Ref. No.	Page
DMA60B10/010	609741	B.9
DMA60B10/030	609746	B.9
DMA60B10/100	609754	B.9
DMA60B10/300	609762	B.9
DMA60B13/010	609742	B.9
DMA60B13/030	609747	B.9
DMA60B13/100	609755	B.9
DMA60B13/300	609763	B.9
DMA60B16/010	609743	B.9
DMA60B16/030	609748	B.9
DMA60B16/100	609756	B.9
DMA60B16/300	609764	B.9
DMA60B20/010	609744	B.9
DMA60B20/030	609749	B.9
DMA60B20/100	609757	B.9
DMA60B20/300	609765	B.9
DMA60B25/030	609750	B.9
DMA60B25/100	609758	B.9
DMA60B25/300	609766	B.9
DMA60B32/030	609751	B.9
DMA60B32/100	609759	B.9
DMA60B32/300	609767	B.9
DMA60B40/030	609752	B.9
DMA60B40/100	609760	B.9
DMA60B40/300	609768	B.9
DMA60C04/010	609769	B.9
DMA60C04/030	609775	B.9
DMA60C04/100	609784	B.9
DMA60C04/300	609793	B.9
DMA60C06/010	609770	B.9
DMA60C06/030	609776	B.9
DMA60C06/100	609785	B.9
DMA60C06/300	609794	B.9
DMA60C10/010	609771	B.9
DMA60C10/030	609777	B.9
DMA60C10/100	609786	B.9
DMA60C10/300	609795	B.9
DMA60C13/010	609772	B.9
DMA60C13/030	609778	B.9
DMA60C13/100	609787	B.9
DMA60C13/300	609796	B.9
DMA60C16/010	609773	B.9
DMA60C16/030	609779	B.9
DMA60C16/100	609788	B.9
DMA60C16/300	609797	B.9
DMA60C20/010	609774	B.9
DMA60C20/030	609780	B.9
DMA60C20/100	609789	B.9
DMA60C20/300	609798	B.9
DMA60C25/030	609781	B.9
DMA60C25/100	609790	B.9
DMA60C25/300	609799	B.9
DMA60C32/030	609782	B.9
DMA60C32/100	609791	B.9
DMA60C32/300	609800	B.9
DMA60C40/030	609783	B.9
DMA60C40/100	609792	B.9
DMA60C40/300	609801	B.9
DMCE60B06/030	694014	B.13
DMCE60B10/030	694015	B.13
DMCE60B16/030	694016	B.13
DMCE60B20/030	694017	B.13
DMCE60B25/030	694018	B.13
DMCE60B32/030	694019	B.13
DMCE60B40/030	694020	B.13
DMCE60C06/030	694000	B.13
DMCE60C10/030	694001	B.13
DMCE60C16/030	694002	B.13
DMCE60C20/030	694003	B.13
DMCE60C25/030	694004	B.13
DMCE60C32/030	694005	B.13
DMCE60C40/030	694006	B.13
DMCEA60B06/030	694021	B.13
DMCEA60B10/030	694022	B.13
DMCEA60B16/030	694023	B.13
DMCEA60B20/030	694024	B.13
DMCEA60B25/030	694025	B.13
DMCEA60B32/030	694026	B.13
DMCEA60B40/030	694027	B.13
DMCEA60C06/030	694007	B.13
DMCEA60C10/030	694008	B.13
DMCEA60C16/030	694009	B.13
DMCEA60C20/030	694010	B.13
DMCEA60C25/030	694011	B.13
DMCEA60C32/030	694012	B.13
DMCEA60C40/030	694013	B.13
DME100B06/010	605030	B.15
DME100B06/030	605037	B.15
DME100B10/010	605031	B.15
DME100B10/030	605038	B.15
DME100B16/010	605032	B.15
DME100B16/030	605039	B.15

Redline

Cat. No.	Ref. No.	Page
DME100B20/010	605033	B.15
DME100B20/030	605040	B.15
DME100B25/010	605034	B.15
DME100B25/030	605041	B.15
DME100B32/010	605035	B.15
DME100B32/030	605042	B.15
DME100B40/010	605036	B.15
DME100B40/030	605043	B.15
DME100C06/010	605044	B.15
DME100C06/030	605051	B.15
DME100C10/010	605045	B.15
DME100C10/030	605052	B.15
DME100C16/010	605046	B.15
DME100C16/030	605053	B.15
DME100C20/010	605047	B.15
DME100C20/030	605054	B.15
DME100C25/010	605048	B.15
DME100C25/030	605055	B.15
DME100C32/010	605049	B.15
DME100C32/030	605056	B.15
DME100C40/010	605050	B.15
DME100C40/030	605057	B.15
DME60C06/030	605060	B.15
DME60C10/030	605061	B.15
DME60C16/030	605062	B.15
DME60C20/030	605063	B.15
DME60C25/030	605064	B.15
DME60C32/030	605065	B.15
DME60C40/030	605066	B.15
DMEA100B06/010	605150	B.15
DMEA100B06/030	605157	B.15
DMEA100B10/010	605151	B.15
DMEA100B10/030	605158	B.15
DMEA100B16/010	605152	B.15
DMEA100B16/030	605159	B.15
DMEA100B20/010	605153	B.15
DMEA100B20/030	605160	B.15
DMEA100B25/010	605154	B.15
DMEA100B25/030	605161	B.15
DMEA100B32/010	605155	B.15
DMEA100B32/030	605162	B.15
DMEA100B40/010	605156	B.15
DMEA100B40/030	605163	B.15
DMEA100C06/010	605164	B.15
DMEA100C06/030	605171	B.15
DMEA100C10/010	605165	B.15
DMEA100C10/030	605172	B.15
DMEA100C16/010	605166	B.15
DMEA100C16/030	605173	B.15
DMEA100C20/010	605167	B.15
DMEA100C20/030	605174	B.15
DMEA100C25/010	605168	B.15
DMEA100C25/030	605175	B.15
DMEA100C32/010	605169	B.15
DMEA100C32/030	605176	B.15
DMEA100C40/010	605170	B.15
DMEA100C40/030	605177	B.15
DMT100C04/030	609289	B.11
DMT100C06/030	609290	B.11
DMT100C10/030	609291	B.11
DMT100C13/030	609292	B.11
DMT100C16/030	609293	B.11
DMT100C20/030	609294	B.11
DMT100C25/030	609295	B.11
DMT100C32/030	609296	B.11
DMT100C40/030	609297	B.11
DMT60C04/030	609280	B.9
DMT60C06/030	609281	B.9
DMT60C10/030	609282	B.9
DMT60C13/030	609283	B.9
DMT60C16/030	609284	B.9
DMT60C20/030	609285	B.9
DMT60C25/030	609286	B.9
DMT60C32/030	609287	B.9
DMT60C40/030	609288	B.9
DOC 2125/030	671574	A.34
DOC 2125/300	671576	A.34
DOC 232/030	607536	B.17
DOC 232/100	607537	B.17
DOC 232/1000	607540	B.17
DOC 232/300	607538	B.17
DOC 232/500	607539	B.17
DOC 263/030	607542	B.17
DOC 263/100	607543	B.17
DOC 263/1000	607546	B.17
DOC 263/300	607544	B.17
DOC 263/500	607545	B.17
DOC 3125/030	671582	A.34
DOC 3125/300	671584	A.34
DOC 332/030	607620	B.17
DOC 332/100	607621	B.17
DOC 332/1000	607624	B.17

Cat. No.	Ref. No.	Page
DOC 332/300	607622	B.17
DOC 332/500	607623	B.17
DOC 363/030	607626	B.17
DOC 363/100	607627	B.17
DOC 363/1000	607630	B.17
DOC 363/300	607628	B.17
DOC 363/500	607629	B.17
DOC 4125/030	671590	A.34
DOC 4125/300	671592	A.34
DOC 432/030	607728	B.17
DOC 432/100	607729	B.17
DOC 432/1000	607732	B.17
DOC 432/300	607730	B.17
DOC 432/500	607731	B.17
DOC 463/030	607734	B.17
DOC 463/100	607735	B.17
DOC 463/1000	607738	B.17
DOC 463/300	607736	B.17
DOC 463/500	607737	B.17
DOC 532/030	607722	B.17
DOC 532/100	607723	B.17
DOC 532/1000	607726	B.17
DOC 532/300	607724	B.17
DOC 532/500	607725	B.17
DOCA 232/030	607500	B.17
DOCA 232/100	607501	B.17
DOCA 232/1000	607504	B.17
DOCA 232/300	607502	B.17
DOCA 232/500	607503	B.17
DOCA 263/030	607506	B.17
DOCA 263/100	607507	B.17
DOCA 263/1000	607510	B.17
DOCA 263/300	607508	B.17
DOCA 263/500	607509	B.17
DOCA 3125/030	671581	A.34
DOCA 3125/300	671583	A.34
DOCA 332/030	607584	B.17
DOCA 332/100	607585	B.17
DOCA 332/1000	607588	B.17
DOCA 332/300	607586	B.17
DOCA 332/500	607587	B.17
DOCA 363/030	607590	B.17
DOCA 363/100	607591	B.17
DOCA 363/1000	607594	B.17
DOCA 363/300	607592	B.17
DOCA 363/500	607593	B.17
DOCA 4125/030	671589	A.34
DOCA 4125/300	671591	A.34
DOCA 432/030	607674	B.17
DOCA 432/100	607675	B.17
DOCA 432/1000	607678	B.17
DOCA 432/300	607676	B.17
DOCA 432/500	607677	B.17
DOCA 463/030	607680	B.17
DOCA 463/100	607681	B.17
DOCA 463/1000	607684	B.17
DOCA 463/300	607682	B.17
DOCA 463/500	607683	B.17
DOCA 532/030	607668	B.17
DOCA 532/100	607670	B.17
DOCA 532/1000	607672	B.17
DOCA 532/300	607669	B.17
DOCA 532/500	607671	B.17
DOCS 232/100	607513	B.17
DOCS 232/1000	607516	B.17
DOCS 232/300	607514	B.17
DOCS 232/500	607515	B.17
DOCS 263/100	607519	B.17
DOCS 263/1000	607522	B.17
DOCS 263/300	607520	B.17
DOCS 263/500	607521	B.17
DOCS 3125/300	671585	A.34
DOCS 332/100	607597	B.17
DOCS 332/1000	607600	B.17
DOCS 332/300	607598	B.17
DOCS 332/500	607599	B.17
DOCS 363/100	607603	B.17
DOCS 363/1000	607606	B.17
DOCS 363/300	607604	B.17
DOCS 363/500	607605	B.17
DOCS 4125/300	671593	A.34
DOCS 432/100	607693	B.17
DOCS 432/1000	607696	B.17
DOCS 432/300	607694	B.17
DOCS 432/500	607695	B.17
DOCS 463/100	607699	B.17
DOCS 463/1000	607702	B.17
DOCS 463/300	607700	B.17
DOCS 463/500	607701	B.17
DOCS 532/100	607687	B.17
DOCS 532/1000	607690	B.17
DOCS 532/300	607688	B.17

Cat. No.	Ref. No.	Page
DOCS 532/500	607689	B.17
DPA100B10/010	608706	B.19
DPA100B10/030	608712	B.19
DPA100B13/010	608707	B.19
DPA100B13/030	608713	B.19
DPA100B16/010	608708	B.19
DPA100B16/030	608714	B.19
DPA100B20/010	608709	B.19
DPA100B20/030	608715	B.19
DPA100B25/030	608716	B.19
DPA100B32/030	608717	B.19
DPA100C10/010	608757	B.19
DPA100C10/030	608763	B.19
DPA100C13/010	608758	B.19
DPA100C13/030	608764	B.19
DPA100C16/010	608759	B.19
DPA100C16/030	608765	B.19
DPA100C20/010	608760	B.19
DPA100C20/030	608766	B.19
DPA100C25/030	608767	B.19
DPA100C32/030	608768	B.19
DSL44	662157	F.26
DSL55	662159	F.26
DSL64	662158	F.26
DSL66	662160	F.26
E...		
EDRE	600232	A.50
EDU10E+N	618791	F.28
EDU14E+N	618792	F.28
EDU18E+N	618793	F.28
EKL	546336	F.40
EP101K0.5	672402	A.25
EP101K01	672403	A.25
EP101K02	672404	A.25
EP101K03	672405	A.25
EP101K04	672406	A.25
EP101K06	672407	A.25
EP101K08	672408	A.25
EP101K1.6	681588	A.25
EP101K10	672409	A.25
EP101K16	672411	A.25
EP101K20	672412	A.25
EP101K25	672413	A.25
EP101K32	672414	A.25
EP101K40	672415	A.25
EP101K50	672416	A.25
EP101K63	672417	A.25
EP101TB10	691236	A.47
EP101TB13	691237	A.47
EP101TB16	691238	A.47
EP101TB20	691239	A.47
EP101TB25	691240	A.47
EP101TB32	691241	A.47
EP101TB40	691242	A.47
EP101TB50	691243	A.47
EP101TB6	691234	A.47
EP101TB63	691244	A.47
EP101TB8	691235	A.47
EP101TC0.5	691245	A.47
EP101TC01	691246	A.47
EP101TC02	691247	A.47
EP101TC03	691248	A.47
EP101TC04	691249	A.47
EP101TC06	691250	A.47
EP101TC08	691251	A.47
EP101TC1.6	691252	A.47
EP101TC10	691253	A.47
EP101TC13	691254	A.47
EP101TC16	691255	A.47
EP101TC20	691256	A.47
EP101TC25	667248	A.47
EP101TC32	691257	A.47
EP101TC40	691258	A.47
EP101TC50	691259	A.47
EP101TC63	691260	A.47
EP101TK0.5	691261	A.47
EP101TK02	691262	A.47
EP101TK03	691263	A.47
EP101TK04	691264	A.47
EP101TK06	691265	A.47
EP101TK08	691266	A.47
EP101TK1	691267	A.47
EP101TK1.6	691268	A.47
EP101TK10	691269	A.47
EP101TK16	691270	A.47
EP101TK20	691271	A.47
EP101TK25	691272	A.47
EP101TK32	691273	A.47
EP101TK40	691274	A.47
EP101TK50	691275	A.47
EP101TK63	691276	A.47
EP101TZ0.5	691277	A.47

Cat. No.	Ref. No.	Page
EP101TZ01	691278	A.47
EP101TZ02	691279	A.47
EP101TZ03	691280	A.47
EP101TZ04	691281	A.47
EP101TZ06	691282	A.47
EP101TZ08	691283	A.47
EP101TZ1.6	691284	A.47
EP101TZ10	691285	A.47
EP101TZ16	691286	A.47
EP101TZ20	691287	A.47
EP101TZ25	691288	A.47
EP101TZ32	691289	A.47
EP101TZ40	691290	A.47
EP101TZ50	691291	A.47
EP101TZ63	691292	A.47
EP101UCB06	673333	A.31
EP101UCB10	673334	A.31
EP101UCB16	673335	A.31
EP101UCB20	673336	A.31
EP101UCB25	673337	A.31
EP101UCB32	673338	A.31
EP101UCB40	673339	A.31
EP101UCB50	673340	A.31
EP101UCB63	673341	A.31
EP101UCC0.5	673301	A.31
EP101UCC01	673302	A.31
EP101UCC02	673303	A.31
EP101UCC04	673305	A.31
EP101UCC06	673306	A.31
EP101UCC10	673308	A.31
EP101UCC16	673310	A.31
EP101UCC20	673311	A.31
EP101UCC25	673312	A.31
EP101UCC32	673313	A.31
EP101UCC40	673314	A.31
EP101UCC50	673315	A.31
EP101UCC63	673316	A.31
EP101UCRK0.5	673267	A.45
EP101UCRK01	673268	A.45
EP101UCRK02	673270	A.45
EP101UCRK03	673271	A.45
EP101UCRK04	673272	A.45
EP101UCRK06	673273	A.45
EP101UCRK08	673274	A.45
EP101UCRK1.6	673269	A.45
EP101UCRK10	673275	A.45
EP101UCRK13	673276	A.45
EP101UCRK16	673277	A.45
EP101UCRK20	673278	A.45
EP101UCRK25	673279	A.45
EP101UCRK32	673280	A.45
EP101UCRK40	673281	A.45
EP101UCRK50	673282	A.45
EP101UCRK63	673283	A.45
EP101UCRB02	681771	A.45
EP101UCRB04	681772	A.45
EP101UCRB06	681475	A.45
EP101UCRB10	681476	A.45
EP101UCRB16	681477	A.45
EP101UCRB20	681478	A.45
EP101UCRB25	681479	A.45
EP101UCRB32	681480	A.45
EP101UCRB40	681481	A.45
EP101UCRB50	681482	A.45
EP101UCRB63	681483	A.45
EP101UCRC0.5	681493	A.45
EP101UCRC01	681494	A.45
EP101UCRC02	681495	A.45
EP101UCRC04	681496	A.45
EP101UCRC06	681497	A.45
EP101UCRC10	681498	A.45
EP101UCRC16	681499	A.45
EP101UCRC20	681500	A.45
EP101UCRC25	681501	A.45
EP101UCRC32	681502	A.45
EP101UCRC40	681503	A.45
EP101UCRC50	681504	A.45
EP101UCRC63	681505	A.45
EP101UCTB06	691440	A.49
EP101UCTB08	691441	A.49
EP101UCTB10	691442	A.49
EP101UCTB13	691443	A.49
EP101UCTB16	691444	A.49
EP101UCTB20	691445	A.49
EP101UCTB25	691446	A.49
EP101UCTB32	691447	A.49
EP101UCTB40	691448	A.49
EP101UCTB50	691449	A.49
EP101UCTB63	691450	A.49
EP101UCTC0.5	691451	A.49
EP101UCTC01	691452	A.49
EP101UCTC02	691453	A.49

Cat. No.	Ref. No.	Page
EP101UCTC03	691454	A.49
EP101UCTC04	691455	A.49
EP101UCTC06	691456	A.49
EP101UCTC08	691457	A.49
EP101UCTC1.6	691458	A.49
EP101UCTC10	691459	A.49
EP101UCTC13	691460	A.49
EP101UCTC16	691461	A.49
EP101UCTC20	691462	A.49
EP101UCTC25	691463	A.49
EP101UCTC32	691464	A.49
EP101UCTC40	691465	A.49
EP101UCTC50	691466	A.49
EP101UCTC63	691467	A.49
EP101UCTK0.5	691468	A.49
EP101UCTK01	691469	A.49
EP101UCTK02	691470	A.49
EP101UCTK03	691471	A.49
EP101UCTK04	691472	A.49
EP101UCTK06	691473	A.49
EP101UCTK08	691474	A.49
EP101UCTK1.6	691475	A.49
EP101UCTK10	691476	A.49
EP101UCTK16	691477	A.49
EP101UCTK20	691478	A.49
EP101UCTK25	691479	A.49
EP101UCTK32	691480	A.49
EP101UCTK40	691481	A.49
EP101UCTK50	691482	A.49
EP101UCTK63	691483	A.49
EP101UCTZ0.5	691484	A.49
EP101UCTZ01	691485	A.49
EP101UCTZ02	691486	A.49
EP101UCTZ03	691487	A.49
EP101UCTZ04	691488	A.49
EP101UCTZ06	691489	A.49
EP101UCTZ08	691490	A.49
EP101UCTZ1.6	691491	A.49
EP101UCTZ10	691492	A.49
EP101UCTZ16	691493	A.49
EP101UCTZ20	691494	A.49
EP101UCTZ25	691495	A.49
EP101UCTZ32	691496	A.49
EP101UCTZ40	691497	A.49
EP101UCTZ50	691498	A.49
EP101UCTZ63	691499	A.49
EP101ULB06	686809	A.39
EP101ULB10	686810	A.39
EP101ULB16	686813	A.39
EP101ULB20	686814	A.39
EP101ULB25	686815	A.39
EP101ULB32	686817	A.39
EP101ULB40	686818	A.39
EP101ULB50	686819	A.39
EP101ULB63	686821	A.39
EP101ULC0.5	686864	A.39
EP101ULC01	686865	A.39
EP101ULC02	686866	A.39
EP101ULC04	686868	A.39
EP101ULC06	686870	A.39
EP101ULC10	686871	A.39
EP101ULC16	686874	A.39
EP101ULC20	686875	A.39
EP101ULC25	686876	A.39
EP101ULC32	686878	A.39
EP101ULC40	686879	A.39
EP101ULC50	686880	A.39
EP101ULC63	686882	A.39
EP101ULD0.5	686940	A.39
EP101ULD01	686941	A.39
EP101ULD02	686942	A.39
EP101ULD04	686944	A.39
EP101ULD06	686946	A.39
EP101ULD10	686947	A.39
EP101ULD16	686950	A.39
EP101ULD20	686951	A.39
EP101ULD25	686952	A.39
EP101ULD32	686954	A.39
EP101ULD40	686955	A.39
EP101ULD50	686956	A.39
EP101ULD63	686958	A.39
EP101ULHB05	690214	A.41
EP101ULHB06	690215	A.41
EP101ULHB10	690216	A.41
EP101ULHB13	690217	A.41
EP101ULHB15	690218	A.41
EP101ULHB16	690219	A.41
EP101ULHB20	690220	A.41
EP101ULHB25	690221	A.41
EP101ULHB30	690222	A.41
EP101ULHB32	690223	A.41
EP101ULHC0.5	690265	A.41

Cat. No.	Ref. No.	Page
EP101ULHC01	690266	A.41
EP101ULHC02	690267	A.41
EP101ULHC04	690269	A.41
EP101ULHC05	690270	A.41
EP101ULHC06	690271	A.41
EP101ULHC10	690273	A.41
EP101ULHC13	690274	A.41
EP101ULHC15	690275	A.41
EP101ULHC16	690276	A.41
EP101ULHC20	690277	A.41
EP101ULHC25	690278	A.41
EP101ULHC30	690279	A.41
EP101ULHC32	690280	A.41
EP101ULHD0.5	690313	A.41
EP101ULHD01	690314	A.41
EP101ULHD02	690315	A.41
EP101ULHD04	690317	A.41
EP101ULHD05	690318	A.41
EP101ULHD06	690320	A.41
EP101ULHD10	690321	A.41
EP101ULHD13	690322	A.41
EP101ULHD15	690323	A.41
EP101ULHD16	690324	A.41
EP101ULHD20	690325	A.41
EP101ULHD25	690326	A.41
EP101ULHD30	690327	A.41
EP101ULHD32	690328	A.41
EP102K0.5	672434	A.25
EP102K01	672435	A.25
EP102K02	672436	A.25
EP102K03	672437	A.25
EP102K04	672438	A.25
EP102K06	672439	A.25
EP102K08	672440	A.25
EP102K1.6	681591	A.25
EP102K10	672441	A.25
EP102K16	672443	A.25
EP102K20	672444	A.25
EP102K25	672445	A.25
EP102K32	672446	A.25
EP102K40	672447	A.25
EP102K50	672448	A.25
EP102K63	672449	A.25
EP102TB06	691293	A.47
EP102TB08	691294	A.47
EP102TB10	691295	A.47
EP102TB13	691296	A.47
EP102TB16	691297	A.47
EP102TB20	691298	A.47
EP102TB25	691299	A.47
EP102TB32	691300	A.47
EP102TB40	691301	A.47
EP102TB50	691302	A.47
EP102TB63	691303	A.47
EP102TC0.5	691304	A.47
EP102TC01	691305	A.47
EP102TC02	691306	A.47
EP102TC03	691307	A.47
EP102TC04	691308	A.47
EP102TC06	691309	A.47
EP102TC08	691310	A.47
EP102TC1.6	691311	A.47
EP102TC10	691312	A.47
EP102TC13	691313	A.47
EP102TC16	691314	A.47
EP102TC20	691315	A.47
EP102TC25	691316	A.47
EP102TC32	691317	A.47
EP102TC40	691318	A.47
EP102TC50	691319	A.47
EP102TC63	691320	A.47
EP102TK0.5	691321	A.47
EP102TK01	691322	A.47
EP102TK02	691323	A.47
EP102TK03	691324	A.47
EP102TK04	691325	A.47
EP102TK06	691326	A.47
EP102TK08	691327	A.47
EP102TK1.6	691328	A.47
EP102TK10	691329	A.47
EP102TK16	691330	A.47
EP102TK20	691331	A.47
EP102TK25	691332	A.47
EP102TK32	691333	A.47
EP102TK40	691334	A.47
EP102TK50	691335	A.47
EP102TK63	691336	A.47
EP102TZ0.5	691337	A.47
EP102TZ01	691338	A.47
EP102TZ02	691339	A.47
EP102TZ03	691340	A.47
EP102TZ04	691341	A.47

Cat. No.	Ref. No.	Page
EP102TZ06	691342	A.47
EP102TZ08	691343	A.47
EP102TZ1.6	691344	A.47
EP102TZ10	691345	A.47
EP102TZ16	691346	A.47
EP102TZ20	691347	A.47
EP102TZ25	691348	A.47
EP102TZ32	691349	A.47
EP102TZ40	691350	A.47
EP102TZ50	691351	A.47
EP102TZ63	691352	A.47
EP102UCB06	673342	A.31
EP102UCB10	673343	A.31
EP102UCB16	673344	A.31
EP102UCB20	673345	A.31
EP102UCB25	673346	A.31
EP102UCB32	673347	A.31
EP102UCB40	673348	A.31
EP102UCB50	673349	A.31
EP102UCB63	673350	A.31
EP102UCC0.5	673317	A.31
EP102UCC01	673318	A.31
EP102UCC02	673319	A.31
EP102UCC04	673321	A.31
EP102UCC06	673322	A.31
EP102UCC10	673324	A.31
EP102UCC16	673326	A.31
EP102UCC25	673328	A.31
EP102UCC32	673329	A.31
EP102UCC40	673330	A.31
EP102UCC50	673331	A.31
EP102UCC63	673332	A.31
EP102UCRK0.5	673284	A.45
EP102UCRK01	673285	A.45
EP102UCRK02	673287	A.45
EP102UCRK03	673288	A.45
EP102UCRK04	673289	A.45
EP102UCRK06	673290	A.45
EP102UCRK08	673291	A.45
EP102UCRK1.6	673286	A.45
EP102UCRK10	673292	A.45
EP102UCRK13	673293	A.45
EP102UCRK16	673294	A.45
EP102UCRK20	673295	A.45
EP102UCRK25	673296	A.45
EP102UCRK32	673297	A.45
EP102UCRK40	673298	A.45
EP102UCRK50	673299	A.45
EP102UCRK63	673300	A.45
EP102UCRB02	681773	A.45
EP102UCRB04	681774	A.45
EP102UCRB06	681484	A.45
EP102UCRB10	681485	A.45
EP102UCRB16	681486	A.45
EP102UCRB20	681487	A.45
EP102UCRB25	681488	A.45
EP102UCRB32	681489	A.45
EP102UCRB40	681490	A.45
EP102UCRB50	681491	A.45
EP102UCRB63	681492	A.45
EP102UCRC0.5	681506	A.45
EP102UCRC01	681507	A.45
EP102UCRC02	681508	A.45
EP102UCRC04	681509	A.45
EP102UCRC06	681510	A.45
EP102UCRC10	681511	A.45
EP102UCRC16	681512	A.45
EP102UCRC20	681513	A.45
EP102UCRC25	681514	A.45
EP102UCRC32	681515	A.45
EP102UCRC40	681516	A.45
EP102UCRC50	681517	A.45
EP102UCRC63	681518	A.45
EP102UCTB06	691500	A.49
EP102UCTB08	691501	A.49
EP102UCTB10	691502	A.49
EP102UCTB13	691503	A.49
EP102UCTB16	691504	A.49
EP102UCTB20	691505	A.49
EP102UCTB25	691506	A.49
EP102UCTB32	691507	A.49
EP102UCTB40	691508	A.49
EP102UCTB50	691509	A.49
EP102UCTB63	691510	A.49
EP102UCTC0.5	691511	A.49
EP102UCTC01	691512	A.49
EP102UCTC02	691513	A.49
EP102UCTC03	691514	A.49
EP102UCTC04	691515	A.49
EP102UCTC06	691516	A.49
EP102UCTC08	691517	A.49
EP102UCTC1.6	691518	A.49

Cat. No.	Ref. No.	Page
EP102UCTC10	691519	A.49
EP102UCTC13	691520	A.49
EP102UCTC16	691521	A.49
EP102UCTC20	691522	A.49
EP102UCTC25	691523	A.49
EP102UCTC32	691524	A.49
EP102UCTC40	691525	A.49
EP102UCTC50	691526	A.49
EP102UCTC63	691527	A.49
EP102UCTK0.5	691528	A.49
EP102UCTK01	691529	A.49
EP102UCTK02	691530	A.49
EP102UCTK03	691531	A.49
EP102UCTK04	691532	A.49
EP102UCTK06	691533	A.49
EP102UCTK08	691534	A.49
EP102UCTK1.6	691535	A.49
EP102UCTK10	691536	A.49
EP102UCTK16	691537	A.49
EP102UCTK20	691538	A.49
EP102UCTK25	691539	A.49
EP102UCTK32	691540	A.49
EP102UCTK40	691541	A.49
EP102UCTK50	691542	A.49
EP102UCTK63	691543	A.49
EP102UCTZ0.5	691544	A.49
EP102UCTZ01	691545	A.49
EP102UCTZ02	691546	A.49
EP102UCTZ03	691547	A.49
EP102UCTZ04	691548	A.49
EP102UCTZ06	691549	A.49
EP102UCTZ08	691550	A.49
EP102UCTZ1.6	691551	A.49
EP102UCTZ10	691552	A.49
EP102UCTZ16	691553	A.49
EP102UCTZ20	691554	A.49
EP102UCTZ25	691555	A.49
EP102UCTZ32	691556	A.49
EP102UCTZ40	691557	A.49
EP102UCTZ50	691558	A.49
EP102UCTZ63	691559	A.49
EP102ULB06	686823	A.39
EP102ULB10	686824	A.39
EP102ULB16	686827	A.39
EP102ULB20	686828	A.39
EP102ULB25	686829	A.39
EP102ULB32	686831	A.39
EP102ULB40	686832	A.39
EP102ULB50	686833	A.39
EP102ULB63	686835	A.39
EP102ULC0.5	686883	A.39
EP102ULC01	686884	A.39
EP102ULC02	686885	A.39
EP102ULC04	686887	A.39
EP102ULC06	686889	A.39
EP102ULC10	686890	A.39
EP102ULC16	686893	A.39
EP102ULC20	686894	A.39
EP102ULC25	686895	A.39
EP102ULC32	686897	A.39
EP102ULC40	686898	A.39
EP102ULC50	686899	A.39
EP102ULC63	686901	A.39
EP102ULD0.5	686959	A.39
EP102ULD01	686960	A.39
EP102ULD02	686961	A.39
EP102ULD04	686963	A.39
EP102ULD06	686965	A.39
EP102ULD10	686966	A.39
EP102ULD16	686969	A.39
EP102ULD20	686970	A.39
EP102ULD25	686971	A.39
EP102ULD32	686973	A.39
EP102ULD40	686974	A.39
EP102ULD50	686975	A.39
EP102ULD63	686977	A.39
EP102ULHB05	690224	A.41
EP102ULHB06	690225	A.41
EP102ULHB10	690226	A.41
EP102ULHB13	690227	A.41
EP102ULHB15	690228	A.41
EP102ULHB16	690229	A.41
EP102ULHB20	690230	A.41
EP102ULHB25	690231	A.41
EP102ULHB30	690232	A.41
EP102ULHB32	690233	A.41
EP102ULHC0.5	690281	A.41
EP102ULHC01	690282	A.41
EP102ULHC02	690283	A.41
EP102ULHC04	690285	A.41
EP102ULHC05	690286	A.41
EP102ULHC06	690287	A.41

Redline

Cat. No.	Ref. No.	Page
EP102ULHC10	690289	A.41
EP102ULHC13	690290	A.41
EP102ULHC15	690291	A.41
EP102ULHC16	690292	A.41
EP102ULHC20	690293	A.41
EP102ULHC25	690294	A.41
EP102ULHC30	690295	A.41
EP102ULHC32	690296	A.41
EP102ULHD0.5	690329	A.41
EP102ULHD01	690330	A.41
EP102ULHD02	690331	A.41
EP102ULHD04	690333	A.41
EP102ULHD05	690334	A.41
EP102ULHD06	690335	A.41
EP102ULHD10	690337	A.41
EP102ULHD13	690338	A.41
EP102ULHD15	690339	A.41
EP102ULHD16	690340	A.41
EP102ULHD20	690341	A.41
EP102ULHD25	690342	A.41
EP102ULHD30	690343	A.41
EP102ULHD32	690344	A.41
EP103B06RAIL	681452	A.43
EP103B10RAIL	681453	A.43
EP103B16RAIL	681454	A.43
EP103B20RAIL	681455	A.43
EP103B25RAIL	681456	A.43
EP103B32RAIL	681457	A.43
EP103B40RAIL	681458	A.43
EP103B50RAIL	681459	A.43
EP103B63RAIL	681460	A.43
EP103C0.5RAIL	681461	A.43
EP103C01RAIL	681462	A.43
EP103C02RAIL	681463	A.43
EP103C03RAIL	681464	A.43
EP103C04RAIL	681465	A.43
EP103C06RAIL	681466	A.43
EP103C10RAIL	681467	A.43
EP103C16RAIL	681468	A.43
EP103C20RAIL	681469	A.43
EP103C25RAIL	681470	A.43
EP103C32RAIL	681471	A.43
EP103C40RAIL	681472	A.43
EP103C50RAIL	681473	A.43
EP103C63RAIL	681474	A.43
EP103K0.5	672450	A.25
EP103K01	672451	A.25
EP103K02	672452	A.25
EP103K03	672453	A.25
EP103K04	672454	A.25
EP103K06	672455	A.25
EP103K08	672456	A.25
EP103K1.6	681594	A.25
EP103K10	672457	A.25
EP103K16	672459	A.25
EP103K20	672460	A.25
EP103K25	672461	A.25
EP103K32	672462	A.25
EP103K40	672463	A.25
EP103K50	672464	A.25
EP103K63	672465	A.25
EP103TB06	691353	A.47
EP103TB08	691354	A.47
EP103TB10	691355	A.47
EP103TB13	691356	A.47
EP103TB16	691357	A.47
EP103TB20	691358	A.47
EP103TB25	691359	A.47
EP103TB32	691360	A.47
EP103TB40	691361	A.47
EP103TB50	691362	A.47
EP103TB63	691363	A.47
EP103TC0.5	691364	A.47
EP103TC01	691365	A.47
EP103TC02	691366	A.47
EP103TC03	691367	A.47
EP103TC04	691368	A.47
EP103TC06	691369	A.47
EP103TC08	691370	A.47
EP103TC1.6	691371	A.47
EP103TC10	691372	A.47
EP103TC13	691373	A.47
EP103TC16	691374	A.47
EP103TC20	691375	A.47
EP103TC25	691376	A.47
EP103TC32	691377	A.47
EP103TC40	691378	A.47
EP103TC50	691379	A.47
EP103TC63	691380	A.47
EP103TK0.5	691381	A.47
EP103TK01	691382	A.47
EP103TK02	691383	A.47

Cat. No.	Ref. No.	Page
EP103TK03	691384	A.47
EP103TK04	691385	A.47
EP103TK06	691386	A.47
EP103TK08	691387	A.47
EP103TK1.6	691388	A.47
EP103TK10	691389	A.47
EP103TK16	691390	A.47
EP103TK20	691391	A.47
EP103TK25	691392	A.47
EP103TK32	691393	A.47
EP103TK40	691394	A.47
EP103TK50	691395	A.47
EP103TK63	691396	A.47
EP103ULB06	686837	A.39
EP103ULB10	686838	A.39
EP103ULB16	686841	A.39
EP103ULB20	686842	A.39
EP103ULB25	686843	A.39
EP103ULB32	686845	A.39
EP103ULB40	686846	A.39
EP103ULB50	686847	A.39
EP103ULB63	686849	A.39
EP103ULC0.5	686902	A.39
EP103ULC01	686903	A.39
EP103ULC02	686904	A.39
EP103ULC04	686906	A.39
EP103ULC06	686908	A.39
EP103ULC10	686909	A.39
EP103ULC16	686912	A.39
EP103ULC20	686913	A.39
EP103ULC25	686914	A.39
EP103ULC32	686916	A.39
EP103ULC40	686917	A.39
EP103ULC50	686918	A.39
EP103ULC63	686920	A.39
EP103ULD0.5	686978	A.39
EP103ULD01	686979	A.39
EP103ULD02	686980	A.39
EP103ULD04	686982	A.39
EP103ULD06	686984	A.39
EP103ULD10	686985	A.39
EP103ULD16	686988	A.39
EP103ULD20	686989	A.39
EP103ULD25	686990	A.39
EP103ULD32	686992	A.39
EP103ULD40	686993	A.39
EP103ULD50	686994	A.39
EP103ULD63	686996	A.39
EP103ULHB05	290234	A.41
EP103ULHB06	690235	A.41
EP103ULHB10	690236	A.41
EP103ULHB13	290237	A.41
EP103ULHB15	290238	A.41
EP103ULHB16	690239	A.41
EP103ULHB20	690240	A.41
EP103ULHB25	690241	A.41
EP103ULHB30	290242	A.41
EP103ULHB32	690243	A.41
EP103ULHC0.5	690297	A.41
EP103ULHC01	690298	A.41
EP103ULHC02	690299	A.41
EP103ULHC04	690301	A.41
EP103ULHC05	690302	A.41
EP103ULHC06	690303	A.41
EP103ULHC10	690305	A.41
EP103ULHC13	690306	A.41
EP103ULHC15	690307	A.41
EP103ULHC16	690308	A.41
EP103ULHC20	690309	A.41
EP103ULHC25	690310	A.41
EP103ULHC30	690311	A.41
EP103ULHC32	690312	A.41
EP103ULHD0.5	690345	A.41
EP103ULHD01	690346	A.41
EP103ULHD02	690347	A.41
EP103ULHD04	690349	A.41
EP103ULHD05	690350	A.41
EP103ULHD06	690351	A.41
EP103ULHD10	690353	A.41
EP103ULHD13	690354	A.41
EP103ULHD15	690355	A.41
EP103ULHD16	690356	A.41
EP103ULHD20	690357	A.41
EP103ULHD25	690358	A.41
EP103ULHD30	690359	A.41
EP103ULHD32	690360	A.41
EP104 UC B10	690200	A.31
EP104 UC B16	688029	A.31
EP104 UC B20	688026	A.31
EP104 UC B25	691580	A.31
EP104 UC B32	691581	A.31
EP104 UC B40	688027	A.31

Cat. No.	Ref. No.	Page
EP104 UC B63	688028	A.31
EP104K0.5	672466	A.25
EP104K01	672467	A.25
EP104K02	672468	A.25
EP104K03	672469	A.25
EP104K04	672470	A.25
EP104K06	672471	A.25
EP104K08	672472	A.25
EP104K1.6	681597	A.25
EP104K10	672473	A.25
EP104K16	672475	A.25
EP104K20	672476	A.25
EP104K25	672477	A.25
EP104K32	672478	A.25
EP104K40	672479	A.25
EP104K50	672480	A.25
EP104K63	672481	A.25
EP104TB06	691397	A.47
EP104TB08	691398	A.47
EP104TB10	691399	A.47
EP104TB13	691400	A.47
EP104TB16	667247	A.47
EP104TB20	691401	A.47
EP104TB25	691402	A.47
EP104TB32	691403	A.47
EP104TB40	691404	A.47
EP104TB50	691405	A.47
EP104TB63	691406	A.47
EP104TC0.5	691407	A.47
EP104TC01	691408	A.47
EP104TC02	691409	A.47
EP104TC03	691410	A.47
EP104TC04	691411	A.47
EP104TC06	691412	A.47
EP104TC08	691413	A.47
EP104TC1.6	691414	A.47
EP104TC10	691415	A.47
EP104TC13	691416	A.47
EP104TC16	691417	A.47
EP104TC20	691418	A.47
EP104TC25	691419	A.47
EP104TC32	691420	A.47
EP104TC40	691421	A.47
EP104TC50	691422	A.47
EP104TC63	691423	A.47
EP104TK0.5	691424	A.47
EP104TK01	691425	A.47
EP104TK02	691426	A.47
EP104TK03	691427	A.47
EP104TK04	691428	A.47
EP104TK06	691429	A.47
EP104TK08	691430	A.47
EP104TK1.6	691431	A.47
EP104TK10	691432	A.47
EP104TK16	691433	A.47
EP104TK20	691434	A.47
EP104TK25	691435	A.47
EP104TK32	691436	A.47
EP104TK40	691437	A.47
EP104TK50	691438	A.47
EP104TK63	691439	A.47
EP104ULB06	686851	A.39
EP104ULB10	686852	A.39
EP104ULB16	686855	A.39
EP104ULB20	686856	A.39
EP104ULB25	686857	A.39
EP104ULB32	686859	A.39
EP104ULB40	686860	A.39
EP104ULB50	686861	A.39
EP104ULB63	686863	A.39
EP104ULC0.5	686921	A.39
EP104ULC01	686922	A.39
EP104ULC02	686923	A.39
EP104ULC04	686925	A.39
EP104ULC06	686927	A.39
EP104ULC10	686928	A.39
EP104ULC16	686931	A.39
EP104ULC20	686932	A.39
EP104ULC25	686933	A.39
EP104ULC32	686935	A.39
EP104ULC40	686936	A.39
EP104ULC50	686937	A.39
EP104ULC63	686939	A.39
EP104ULD0.5	686997	A.39
EP104ULD01	686998	A.39
EP104ULD02	686999	A.39
EP104ULD04	687001	A.39
EP104ULD06	687003	A.39
EP104ULD10	687004	A.39
EP104ULD16	687007	A.39
EP104ULD20	687008	A.39
EP104ULD25	687009	A.39

Cat. No.	Ref. No.	Page
EP104ULD32	687011	A.39
EP104ULD40	687012	A.39
EP104ULD50	687013	A.39
EP104ULD63	687015	A.39
EP121UCC20	673327	A.31
EP61K0.5	681600	A.21
EP61K01	681601	A.21
EP61K02	681603	A.21
EP61K03	681604	A.21
EP61K04	681605	A.21
EP61K06	681606	A.21
EP61K08	681607	A.21
EP61K1.6	681602	A.21
EP61K10	681608	A.21
EP61K16	681609	A.21
EP61K20	681610	A.21
EP61K25	681611	A.21
EP61K32	681612	A.21
EP61K40	681613	A.21
EP61K50	681614	A.21
EP61K63	681615	A.21
EP61ULB06	686601	A.37
EP61ULB10	686602	A.37
EP61ULB16	686605	A.37
EP61ULB20	686606	A.37
EP61ULB25	686607	A.37
EP61ULB32	686609	A.37
EP61ULB40	686610	A.37
EP61ULB50	686611	A.37
EP61ULB63	686613	A.37
EP61ULC0.5	686656	A.37
EP61ULC01	686657	A.37
EP61ULC02	686658	A.37
EP61ULC04	686660	A.37
EP61ULC06	686662	A.37
EP61ULC10	686663	A.37
EP61ULC16	686666	A.37
EP61ULC20	686667	A.37
EP61ULC25	686668	A.37
EP61ULC32	686670	A.37
EP61ULC40	686671	A.37
EP61ULC50	686672	A.37
EP61ULC63	686674	A.37
EP61ULD0.5	686732	A.37
EP61ULD01	686733	A.37
EP61ULD02	686734	A.37
EP61ULD04	686736	A.37
EP61ULD06	686738	A.37
EP61ULD10	686739	A.37
EP61ULD16	686742	A.37
EP61ULD20	686743	A.37
EP61ULD25	686744	A.37
EP61ULD32	686746	A.37
EP61ULD40	686747	A.37
EP61ULD50	686748	A.37
EP61ULD63	686750	A.37
EP62K0.5	681616	A.21
EP62K01	681617	A.21
EP62K02	681619	A.21
EP62K03	681620	A.21
EP62K04	681621	A.21
EP62K06	681622	A.21
EP62K08	681623	A.21
EP62K1.6	681618	A.21
EP62K10	681624	A.21
EP62K16	681625	A.21
EP62K20	681626	A.21
EP62K25	681627	A.21
EP62K32	681628	A.21
EP62K40	681629	A.21
EP62K50	681630	A.21
EP62K63	681631	A.21
EP62ULB06	686615	A.37
EP62ULB10	686616	A.37
EP62ULB16	686619	A.37
EP62ULB20	686620	A.37
EP62ULB25	686621	A.37
EP62ULB32	686623	A.37
EP62ULB40	686624	A.37
EP62ULB50	686625	A.37
EP62ULB63	686627	A.37
EP62ULC0.5	686675	A.37
EP62ULC01	686676	A.37
EP62ULC02	686677	A.37
EP62ULC04	686679	A.37
EP62ULC06	686681	A.37
EP62ULC10	686682	A.37
EP62ULC16	686685	A.37
EP62ULC20	686686	A.37
EP62ULC25	686687	A.37
EP62ULC32	686689	A.37
EP62ULC40	686690	A.37

Cat. No.	Ref. No.	Page
EP62ULC50	686691	A.37
EP62ULC63	686693	A.37
EP62ULD0.5	686751	A.37
EP62ULD01	686752	A.37
EP62ULD02	686753	A.37
EP62ULD04	686755	A.37
EP62ULD06	686757	A.37
EP62ULD10	686758	A.37
EP62ULD16	686761	A.37
EP62ULD20	686762	A.37
EP62ULD25	686763	A.37
EP62ULD32	686765	A.37
EP62ULD40	686766	A.37
EP62ULD50	686767	A.37
EP62ULD63	686769	A.37
EP63K0.5	681632	A.21
EP63K01	681633	A.21
EP63K02	681635	A.21
EP63K03	681636	A.21
EP63K04	681637	A.21
EP63K06	681638	A.21
EP63K08	681639	A.21
EP63K1.6	681634	A.21
EP63K10	681640	A.21
EP63K16	681641	A.21
EP63K20	681642	A.21
EP63K25	681643	A.21
EP63K32	681644	A.21
EP63K40	681645	A.21
EP63K50	681646	A.21
EP63K63	681647	A.21
EP63ULB06	686629	A.37
EP63ULB10	686630	A.37
EP63ULB16	686633	A.37
EP63ULB20	686634	A.37
EP63ULB25	686635	A.37
EP63ULB32	686637	A.37
EP63ULB40	686638	A.37
EP63ULB50	686639	A.37
EP63ULB63	686641	A.37
EP63ULC0.5	686694	A.37
EP63ULC01	686695	A.37
EP63ULC02	686696	A.37
EP63ULC04	686698	A.37
EP63ULC06	686700	A.37
EP63ULC10	686701	A.37
EP63ULC16	686704	A.37
EP63ULC20	686705	A.37
EP63ULC25	686706	A.37
EP63ULC32	686708	A.37
EP63ULC40	686709	A.37
EP63ULC50	686710	A.37
EP63ULC63	686712	A.37
EP63ULD0.5	686770	A.37
EP63ULD01	686771	A.37
EP63ULD02	686772	A.37
EP63ULD04	686774	A.37
EP63ULD06	686776	A.37
EP63ULD10	686777	A.37
EP63ULD16	686780	A.37
EP63ULD20	686781	A.37
EP63ULD25	686782	A.37
EP63ULD32	686784	A.37
EP63ULD40	686785	A.37
EP63ULD50	686786	A.37
EP63ULD63	686788	A.37
EP64K0.5	681648	A.21
EP64K01	681649	A.21
EP64K02	681651	A.21
EP64K03	681652	A.21
EP64K04	681653	A.21
EP64K06	681654	A.21
EP64K08	681655	A.21
EP64K1.6	681650	A.21
EP64K10	681656	A.21
EP64K16	681657	A.21
EP64K20	681658	A.21
EP64K25	681659	A.21
EP64K32	681660	A.21
EP64K40	681661	A.21
EP64K50	681662	A.21
EP64K63	681663	A.21
EP64ULB06	686643	A.37
EP64ULB10	686644	A.37
EP64ULB16	686647	A.37
EP64ULB20	686648	A.37
EP64ULB25	686649	A.37
EP64ULB32	686651	A.37
EP64ULB40	686652	A.37
EP64ULB50	686653	A.37
EP64ULB63	686655	A.37
EP64ULC0.5	686713	A.37

Cat. No.	Ref. No.	Page
EP64ULC01	686714	A.37
EP64ULC02	686715	A.37
EP64ULC04	686717	A.37
EP64ULC06	686719	A.37
EP64ULC10	686720	A.37
EP64ULC16	686723	A.37
EP64ULC20	686724	A.37
EP64ULC25	686725	A.37
EP64ULC32	686727	A.37
EP64ULC40	686728	A.37
EP64ULC50	686729	A.37
EP64ULC63	686731	A.37
EP64ULD0.5	686789	A.37
EP64ULD01	686790	A.37
EP64ULD02	686791	A.37
EP64ULD04	686793	A.37
EP64ULD06	686795	A.37
EP64ULD10	686796	A.37
EP64ULD16	686799	A.37
EP64ULD20	686800	A.37
EP64ULD25	686801	A.37
EP64ULD32	686803	A.37
EP64ULD40	686804	A.37
EP64ULD50	686805	A.37
EP64ULD63	686807	A.37
EPC 101N B02	692828	A.62
EPC 101N B04	692829	A.62
EPC 101N B06	692830	A.62
EPC 101N B10	692831	A.62
EPC 101N B13	692605	A.62
EPC 101N B16	692832	A.62
EPC 101N B20	692833	A.62
EPC 101N B25	692834	A.62
EPC 101N B32	692835	A.62
EPC 101N B40	692836	A.62
EPC 101N C02	692801	A.62
EPC 101N C04	692802	A.62
EPC 101N C06	692803	A.62
EPC 101N C10	692804	A.62
EPC 101N C13	692606	A.62
EPC 101N C16	692805	A.62
EPC 101N C20	692806	A.62
EPC 101N C25	692807	A.62
EPC 101N C32	692808	A.62
EPC 101N C40	692809	A.62
EPC 451N B02	692810	A.60
EPC 451N B04	692811	A.60
EPC 451N B06	692812	A.60
EPC 451N B10	692813	A.60
EPC 451N B16	692814	A.60
EPC 451N B20	692815	A.60
EPC 451N B25	692816	A.60
EPC 451N B32	692817	A.60
EPC 451N B40	692818	A.60
EPC 451N C02	692781	A.60
EPC 451N C04	692782	A.60
EPC 451N C06	692783	A.60
EPC 451N C10	692784	A.60
EPC 451N C16	692786	A.60
EPC 451N C20	692787	A.60
EPC 451N C25	692788	A.60
EPC 451N C32	692789	A.60
EPC 451N C40	692790	A.60
EPC 452 B02	692608	A.65
EPC 452 B04	692609	A.65
EPC 452 B06	692610	A.65
EPC 452 B10	692611	A.65
EPC 452 B16	692612	A.65
EPC 452 B20	692613	A.65
EPC 452 B25	692614	A.65
EPC 452 B32	692615	A.65
EPC 452 B40	692616	A.65
EPC 452 C02	692527	A.65
EPC 452 C04	692528	A.65
EPC 452 C06	692529	A.65
EPC 452 C10	692530	A.65
EPC 452 C16	692531	A.65
EPC 452 C20	692532	A.65
EPC 452 C25	692533	A.65
EPC 452 C32	692534	A.65
EPC 452 C40	692535	A.65
EPC 453 B02	692617	A.65
EPC 453 B04	692618	A.65
EPC 453 B06	692619	A.65
EPC 453 B10	692620	A.65
EPC 453 B16	692621	A.65
EPC 453 B20	692622	A.65
EPC 453 B25	692623	A.65
EPC 453 B32	692624	A.65
EPC 453 B40	692625	A.65
EPC 453 C02	692536	A.65
EPC 453 C04	692537	A.65

Cat. No.	Ref. No.	Page
EPC 453 C06	692538	A.65
EPC 453 C10	692539	A.65
EPC 453 C16	692540	A.65
EPC 453 C20	692541	A.65
EPC 453 C25	692542	A.65
EPC 453 C32	692543	A.65
EPC 453 C40	692544	A.65
EPC 454 B02	692626	A.65
EPC 454 B04	692627	A.65
EPC 454 B06	692628	A.65
EPC 454 B10	692629	A.65
EPC 454 B16	692630	A.65
EPC 454 B20	692631	A.65
EPC 454 B25	692632	A.65
EPC 454 B32	692633	A.65
EPC 454 B40	692634	A.65
EPC 454 C02	692545	A.65
EPC 454 C04	692546	A.65
EPC 454 C06	692547	A.65
EPC 454 C10	692548	A.65
EPC 454 C16	692549	A.65
EPC 454 C20	692550	A.65
EPC 454 C25	692551	A.65
EPC 454 C32	692552	A.65
EPC 454 C40	692553	A.65
EPC 611 B02	692689	A.63
EPC 611 B04	692690	A.63
EPC 611 B06	692691	A.63
EPC 611 B10	692692	A.63
EPC 611 B13	692693	A.63
EPC 611 B16	692694	A.63
EPC 611 B20	692695	A.63
EPC 611 B25	692696	A.63
EPC 611 B25B10	693382	A.63
EPC 611 B25B13	693383	A.63
EPC 611 B25B16	693384	A.63
EPC 611 B32	692697	A.63
EPC 611 B32B10	693385	A.63
EPC 611 B32B13	693386	A.63
EPC 611 B32B16	693387	A.63
EPC 611 B40	692698	A.63
EPC 611 B40B10	693388	A.63
EPC 611 B40B13	693389	A.63
EPC 611 B40B16	693390	A.63
EPC 611 C02	692699	A.63
EPC 611 C04	692700	A.63
EPC 611 C06	692701	A.63
EPC 611 C10	692702	A.63
EPC 611 C13	692703	A.63
EPC 611 C16	692704	A.63
EPC 611 C20	692705	A.63
EPC 611 C25	692706	A.63
EPC 611 C25C10	693391	A.63
EPC 611 C25C13	693392	A.63
EPC 611 C25C13	693395	A.63
EPC 611 C25C13	693398	A.63
EPC 611 C25C16	693393	A.63
EPC 611 C32	692707	A.63
EPC 611 C32C10	693394	A.63
EPC 611 C32C16	693396	A.63
EPC 611 C40	692708	A.63
EPC 611 C40C10	693397	A.63
EPC 611 C40C16	693399	A.63
EPC 61N B02	692819	A.61
EPC 61N B04	692820	A.61
EPC 61N B06	692821	A.61
EPC 61N B10	692822	A.61
EPC 61N B13	692604	A.61
EPC 61N B16	692823	A.61
EPC 61N B20	692824	A.61
EPC 61N B25	692825	A.61
EPC 61N B32	692826	A.61
EPC 61N B40	692827	A.61
EPC 61N C02	692791	A.61
EPC 61N C04	692792	A.61
EPC 61N C06	692793	A.61
EPC 61N C10	692794	A.61
EPC 61N C13	692795	A.61
EPC 61N C16	692796	A.61
EPC 61N C20	692797	A.61
EPC 61N C25	692798	A.61
EPC 61N C32	692799	A.61
EPC 61N C40	692800	A.61
EPC 62 B02	692635	A.67
EPC 62 B04	692636	A.67
EPC 62 B06	692637	A.67
EPC 62 B10	692638	A.67
EPC 62 B16	692639	A.67
EPC 62 B20	692640	A.67
EPC 62 B25	692641	A.67
EPC 62 B32	692642	A.67
EPC 62 B40	692643	A.67

Cat. No.	Ref. No.	Page
EPC 62 C02	692554	A.67
EPC 62 C04	692555	A.67
EPC 62 C06	692556	A.67
EPC 62 C10	692557	A.67
EPC 62 C16	692558	A.67
EPC 62 C20	692559	A.67
EPC 62 C25	692560	A.67
EPC 62 C32	692561	A.67
EPC 62 C40	692562	A.67
EPC 63 B02	692644	A.67
EPC 63 B04	692645	A.67
EPC 63 B06	692646	A.67
EPC 63 B10	692647	A.67
EPC 63 B16	692648	A.67
EPC 63 B20	692649	A.67
EPC 63 B25	692650	A.67
EPC 63 B32	692651	A.67
EPC 63 B40	692652	A.67
EPC 63 C02	692563	A.67
EPC 63 C04	692564	A.67
EPC 63 C06	692565	A.67
EPC 63 C10	692566	A.67
EPC 63 C16	692567	A.67
EPC 63 C20	692568	A.67
EPC 63 C25	692569	A.67
EPC 63 C32	692570	A.67
EPC 63 C40	692571	A.67
EPC 64 B02	692653	A.67
EPC 64 B04	692654	A.67
EPC 64 B06	692655	A.67
EPC 64 B10	692656	A.67
EPC 64 B16	692657	A.67
EPC 64 B20	692658	A.67
EPC 64 B25	692659	A.67
EPC 64 B32	692660	A.67
EPC 64 B40	692661	A.67
EPC 64 C02	692572	A.67
EPC 64 C04	692573	A.67
EPC 64 C06	692574	A.67
EPC 64 C10	692575	A.67
EPC 64 C16	692576	A.67
EPC 64 C20	692577	A.67
EPC 64 C25	692578	A.67
EPC 64 C32	692579	A.67
EPC 64 C40	692580	A.67
EPP	669486	A.50
EPP101B06	678262	A.79
EPP101B10	678263	A.79
EPP101B13	678264	A.79
EPP101B16	678265	A.79
EPP101B20	678266	A.79
EPP101B25	678267	A.79
EPP101B32	678268	A.79
EPP101B40	678269	A.79
EPP101B50	678270	A.79
EPP101B63	678271	A.79
EPP101C06	678302	A.79
EPP101C10	678303	A.79
EPP101C13	678304	A.79
EPP101C16	678305	A.79
EPP101C20	678306	A.79
EPP101C25	678307	A.79
EPP101C32	678308	A.79
EPP101C40	678309	A.79
EPP101C50	678310	A.79
EPP101C63	678311	A.79
EPP102B06	678272	A.79
EPP102B10	678273	A.79
EPP102B13	678274	A.79
EPP102B16	678275	A.79
EPP102B20	678276	A.79
EPP102B25	678277	A.79
EPP102B32	678278	A.79
EPP102B40	678279	A.79
EPP102B50	678280	A.79
EPP102B63	678281	A.79
EPP102C06	678312	A.79
EPP102C10	678313	A.79
EPP102C13	678314	A.79
EPP102C16	678315	A.79
EPP102C20	678316	A.79
EPP102C25	678317	A.79
EPP102C32	678318	A.79
EPP102C40	678319	A.79
EPP102C50	678320	A.79
EPP102C63	678321	A.79
EPP103B06	678282	A.79
EPP103B10	678283	A.79
EPP103B13	678284	A.79
EPP103B16	678285	A.79
EPP103B20	678286	A.79
EPP103B25	678287	A.79

Redline

Cat. No.	Ref. No.	Page
EPP103B32	678288	A.79
EPP103B40	678289	A.79
EPP103B50	678290	A.79
EPP103B63	678291	A.79
EPP103C06	678322	A.79
EPP103C10	678323	A.79
EPP103C13	678324	A.79
EPP103C16	678325	A.79
EPP103C20	678326	A.79
EPP103C25	678327	A.79
EPP103C32	678328	A.79
EPP103C40	678329	A.79
EPP103C50	678330	A.79
EPP103C63	678331	A.79
EPP103NB06	678292	A.79
EPP103NB10	678293	A.79
EPP103NB13	678294	A.79
EPP103NB16	678295	A.79
EPP103NB20	678296	A.79
EPP103NB25	678297	A.79
EPP103NB32	678298	A.79
EPP103NB40	678299	A.79
EPP103NB50	678300	A.79
EPP103NB63	678301	A.79
EPP103NC06	678332	A.79
EPP103NC10	678333	A.79
EPP103NC13	678334	A.79
EPP103NC16	678335	A.79
EPP103NC20	678336	A.79
EPP103NC25	678337	A.79
EPP103NC32	678338	A.79
EPP103NC40	678339	A.79
EPP103NC50	678340	A.79
EPP103NC63	678341	A.79
EPP104B06	678725	A.79
EPP104B10	678726	A.79
EPP104B13	678727	A.79
EPP104B16	678728	A.79
EPP104B20	678729	A.79
EPP104B25	678730	A.79
EPP104B32	678731	A.79
EPP104B40	678732	A.79
EPP104B50	678733	A.79
EPP104B63	678734	A.79
EPP104C06	678735	A.79
EPP104C10	678736	A.79
EPP104C13	678737	A.79
EPP104C16	678738	A.79
EPP104C20	678739	A.79
EPP104C25	678740	A.79
EPP104C32	678741	A.79
EPP104C40	678742	A.79
EPP104C50	678743	A.79
EPP104C63	678744	A.79
EPP61B06	678172	A.77
EPP61B10	678173	A.77
EPP61B13	678174	A.77
EPP61B16	678175	A.77
EPP61B20	678176	A.77
EPP61B25	678177	A.77
EPP61B32	678178	A.77
EPP61B40	678179	A.77
EPP61B50	678180	A.77
EPP61B63	678181	A.77
EPP61C06	678212	A.77
EPP61C10	678213	A.77
EPP61C13	678214	A.77
EPP61C16	678215	A.77
EPP61C20	678216	A.77
EPP61C25	678217	A.77
EPP61C32	678218	A.77
EPP61C40	678219	A.77
EPP61C50	678220	A.77
EPP61C63	678221	A.77
EPP61NC06	678222	A.77
EPP61NC10	678223	A.77
EPP61NC13	678224	A.77
EPP61NC16	678225	A.77
EPP61NC20	678226	A.77
EPP61NC25	678227	A.77
EPP61NC32	678228	A.77
EPP61NC40	678229	A.77
EPP61NC50	678230	A.77
EPP61NC63	678231	A.77
EPP62B06	678182	A.77
EPP62B10	678183	A.77
EPP62B13	678184	A.77
EPP62B16	678185	A.77
EPP62B20	678186	A.77
EPP62B25	678187	A.77
EPP62B32	678188	A.77
EPP62B40	678189	A.77

Cat. No.	Ref. No.	Page
EPP62B50	678190	A.77
EPP62B63	678191	A.77
EPP62C06	678232	A.77
EPP62C10	678233	A.77
EPP62C13	678234	A.77
EPP62C16	678235	A.77
EPP62C20	678236	A.77
EPP62C25	678237	A.77
EPP62C32	678238	A.77
EPP62C40	678239	A.77
EPP62C50	678240	A.77
EPP62C63	678241	A.77
EPP63B06	678192	A.77
EPP63B10	678193	A.77
EPP63B13	678194	A.77
EPP63B16	678195	A.77
EPP63B20	678196	A.77
EPP63B25	678197	A.77
EPP63B32	678198	A.77
EPP63B40	678199	A.77
EPP63B50	678200	A.77
EPP63B63	678201	A.77
EPP63C06	678242	A.77
EPP63C10	678243	A.77
EPP63C13	678244	A.77
EPP63C16	678245	A.77
EPP63C20	678246	A.77
EPP63C25	678247	A.77
EPP63C32	678248	A.77
EPP63C40	678249	A.77
EPP63C50	678250	A.77
EPP63C63	678251	A.77
EPP63NB06	678202	A.77
EPP63NB10	678203	A.77
EPP63NB13	678204	A.77
EPP63NB16	678205	A.77
EPP63NB20	678206	A.77
EPP63NB25	678207	A.77
EPP63NB32	678208	A.77
EPP63NB40	678209	A.77
EPP63NB50	678210	A.77
EPP63NB63	678211	A.77
EPP63NC06	678252	A.77
EPP63NC10	678253	A.77
EPP63NC13	678254	A.77
EPP63NC16	678255	A.77
EPP63NC20	678256	A.77
EPP63NC25	678257	A.77
EPP63NC32	678258	A.77
EPP63NC40	678259	A.77
EPP63NC50	678260	A.77
EPP63NC63	678261	A.77
EPP64B06	678705	A.77
EPP64B10	678706	A.77
EPP64B13	678707	A.77
EPP64B16	678708	A.77
EPP64B20	678709	A.77
EPP64B25	678710	A.77
EPP64B32	678711	A.77
EPP64B40	678712	A.77
EPP64B50	678713	A.77
EPP64B63	678714	A.77
EPP64C06	678715	A.77
EPP64C10	678716	A.77
EPP64C13	678717	A.77
EPP64C16	678718	A.77
EPP64C20	678719	A.77
EPP64C25	678720	A.77
EPP64C32	678721	A.77
EPP64C40	678722	A.77
EPP64C50	678723	A.77
EPP64C63	678724	A.77
F...		
FA1BPH	430813	G.4
FA1BR1	430088	G.4
FA1BR2	430089	G.4
FA1BR3	430504	G.4
FA1BR4	430505	G.4
FA1BR5	430506	G.4
FA1BR6	430507	G.4
FA1BRH	430068	G.4
FABAT01	430815	G.4
FABAT10	430818	G.4
FAC	430821	G.5
FAS01L	430828	G.4
FAS01R	430831	G.4
FAS10L	430834	G.4
FAS10R	430837	G.4
FASHTB	430840	G.4
FASHTD	430843	G.4
FASHTF	430846	G.4
FASHTH	435118	G.4

Cat. No.	Ref. No.	Page
FASHTJ	430849	G.4
FASHTN	430852	G.4
FASHTU	430855	G.4
FAUVDN	430858	G.4
FAUVR8	436472	G.4
FAUVRD	430861	G.4
FAUVRF	430864	G.4
FAUVRH	435120	G.4
FAUVRJ	430867	G.4
FAUVRN	430870	G.4
FAUVRU	430873	G.4
FBF6	883970	G.5
FD1PF	430878	G.5
FD1PR	430879	G.5
FDBEA3	430883	G.5
FDBEA4	430884	G.5
FDBEH3	430885	G.5
FDBEH4	430886	G.5
FDBES3	430887	G.5
FDBES4	430888	G.5
FDBSS3	430891	G.5
FDBSS4	430892	G.5
FDE36TE016ED	433649	G.3
FDE36TE020ED	433651	G.3
FDE36TE025ED	433653	G.3
FDE36TE032ED	433655	G.3
FDE36TE040ED	433657	G.3
FDE36TE050ED	433659	G.3
FDE36TE063ED	433661	G.3
FDE36TE080GD	433663	G.3
FDE36TE100GD	433665	G.3
FDE36TE125GD	433667	G.3
FDE36TE160GD	433669	G.3
FDE46TE016ED	433697	G.3
FDE46TE020ED	433699	G.3
FDE46TE025ED	433701	G.3
FDE46TE032ED	433703	G.3
FDE46TE040ED	433705	G.3
FDE46TE050ED	433707	G.3
FDE46TE063ED	433709	G.3
FDE46TE080GD	433711	G.3
FDE46TE100GD	433713	G.3
FDE46TE125GD	433715	G.3
FDE46TE160GD	433717	G.3
FDFE	432010	G.5
FDFF3	430941	G.5
FDFF4	430942	G.5
FDFH	430829	G.5
FDJB	430945	G.5
FDJK	430069	G.5
FDJL3	430951	G.5
FDJL4	430954	G.5
FDJP	430957	G.5
FDJS3	430960	G.5
FDJS4	430963	G.5
FDKD3	430966	G.5
FDKD4	430967	G.5
FDKE	617947	G.5
FDNFT	430968	G.4
FDNR4	430971	G.4
FDNRC/5	436474	G.4
FDNRCV/5	436475	G.4
FDNRD/5	436476	G.4
FDNRDV/5	436477	G.4
FDNRE	430986	G.4
FDNRF/	436478	G.4
FDNRFV/	436479	G.4
FDNRY/5	436487	G.4
FDNRYV/5	436488	G.4
FDNRZ/5	436489	G.4
FDNRZV/5	436490	G.4
FDQDI3M/6	431086	G.3
FDQDI4M/6	431088	G.3
FDQDS3H/6	431090	G.3
FDQDS3M/6	431095	G.3
FDQDS4H/6	431101	G.3
FDQDS4M/6	431103	G.3
FDT	546332	F.40
FDTCA1316	433400	G.5
FDTCA1416	433401	G.5
FDUA3	431025	G.5
FDUA4	431026	G.5
FDUF3	430830	G.5
FDUF4	430832	G.5
FDUT	433539	G.5
FMP10	618485	F.27
FMP14	618486	F.27
FMP18	618487	F.27
FPAUL 216/010	608377	B.18
FPAUL 225/030	608378	B.18
FPAUL 225/100	608379	B.18
FPAUL 225/300	608380	B.18

Cat. No.	Ref. No.	Page
FPAUL 225/500	608381	B.18
FPAUL 240/030	608382	B.18
FPAUL 240/100	608383	B.18
FPAUL 240/300	608384	B.18
FPAUL 240/500	608385	B.18
FPAUL 263/030	608386	B.18
FPAUL 263/100	608387	B.18
FPAUL 263/300	608388	B.18
FPAUL 263/500	608401	B.18
FPAUL 425/030	608389	B.18
FPAUL 425/100	608390	B.18
FPAUL 425/300	608391	B.18
FPAUL 425/500	608392	B.18
FPAUL 440/030	608393	B.18
FPAUL 440/100	608394	B.18
FPAUL 440/300	608395	B.18
FPAUL 440/500	608396	B.18
FPAUL 463/030	608397	B.18
FPAUL 463/100	608398	B.18
FPAUL 463/300	608399	B.18
FPAUL 463/500	608400	B.18
FPPA225/030	678359	B.20
FPPA225/100	678365	B.20
FPPA225/300	678371	B.20
FPPA240/030	678360	B.20
FPPA240/100	678366	B.20
FPPA240/300	678372	B.20
FPPA263/030	678361	B.20
FPPA263/100	678367	B.20
FPPA263/300	678373	B.20
FPPA425/030	678362	B.20
FPPA425/100	678368	B.20
FPPA425/300	678374	B.20
FPPA440/030	678363	B.20
FPPA440/100	678369	B.20
FPPA440/300	678375	B.20
FPPA463/030	678364	B.20
FPPA463/100	678370	B.20
FPPA463/300	678376	B.20
FPPS240/300	678377	B.20
FPPS263/300	678378	B.20
FPPS440/300	678379	B.20
FPPS463/300	678380	B.20
FST	546331	F.40
FTSL12	662161	F.26
G...		
G101B06	674950	A.23
G101B10	674952	A.23
G101B13	674953	A.23
G101B16	674954	A.23
G101B20	674955	A.23
G101B25	674956	A.23
G101B32	674957	A.23
G101B40	674958	A.23
G101B50	674959	A.23
G101B63	674960	A.23
G101C0.5	674854	A.23
G101C01	674855	A.23
G101C02	674856	A.23
G101C03	674857	A.23
G101C04	674858	A.23
G101C06	674859	A.23
G101C10	674861	A.23
G101C13	674862	A.23
G101C16	674863	A.23
G101C20	674864	A.23
G101C25	674865	A.23
G101C32	674866	A.23
G101C40	674867	A.23
G101C50	674868	A.23
G101C63	674869	A.23
G101D0.5	675016	A.23
G101D01	675017	A.23
G101D02	675018	A.23
G101D03	675019	A.23
G101D04	675020	A.23
G101D06	675021	A.23
G101D10	675023	A.23
G101D13	675024	A.23
G101D16	675025	A.23
G101D20	675026	A.23
G101D25	675027	A.23
G101D32	675028	A.23
G101D40	675029	A.23
G101D50	675030	A.23
G101D63	675031	A.23
G101NB06	674961	A.23
G101NB10	674963	A.23
G101NB13	674964	A.23
G101NB16	674965	A.23
G101NB20	674966	A.23
G101NB25	674967	A.23

Cat. No.	Ref. No.	Page
G101NB32	674968	A.23
G101NB40	674969	A.23
G101NB50	674970	A.23
G101NB63	674971	A.23
G101NC02	674872	A.23
G101NC03	674873	A.23
G101NC04	674874	A.23
G101NC06	674875	A.23
G101NC10	674877	A.23
G101NC13	674878	A.23
G101NC16	674879	A.23
G101NC20	674880	A.23
G101NC25	674881	A.23
G101NC32	674882	A.23
G101NC40	674883	A.23
G101NC50	674884	A.23
G101NC63	674885	A.23
G101ND0.5	675032	A.23
G101ND01	675033	A.23
G101ND02	675034	A.23
G101ND03	675035	A.23
G101ND04	675036	A.23
G101ND06	675037	A.23
G101ND10	675039	A.23
G101ND13	675040	A.23
G101ND16	675041	A.23
G101ND20	675042	A.23
G101ND25	675043	A.23
G101ND32	675044	A.23
G101ND40	675045	A.23
G101ND50	675046	A.23
G101ND63	675047	A.23
G102B06	674972	A.23
G102B10	674974	A.23
G102B13	674975	A.23
G102B16	674976	A.23
G102B20	674977	A.23
G102B25	674978	A.23
G102B32	674979	A.23
G102B40	674980	A.23
G102B50	674981	A.23
G102B63	674982	A.23
G102C0.5	674886	A.23
G102C01	674887	A.23
G102C02	674888	A.23
G102C03	674889	A.23
G102C04	674890	A.23
G102C06	674891	A.23
G102C10	674893	A.23
G102C13	674894	A.23
G102C16	674895	A.23
G102C20	674896	A.23
G102C25	674897	A.23
G102C32	674898	A.23
G102C40	674899	A.23
G102C50	674900	A.23
G102C63	674901	A.23
G102D0.5	675048	A.23
G102D01	675049	A.23
G102D02	675050	A.23
G102D03	675051	A.23
G102D04	675052	A.23
G102D06	675053	A.23
G102D10	675055	A.23
G102D13	675056	A.23
G102D16	675057	A.23
G102D20	675058	A.23
G102D25	675059	A.23
G102D32	675060	A.23
G102D40	675061	A.23
G102D50	675062	A.23
G102D63	675063	A.23
G103B06	674983	A.23
G103B10	674985	A.23
G103B13	674986	A.23
G103B16	674987	A.23
G103B20	674988	A.23
G103B25	674989	A.23
G103B32	674990	A.23
G103B40	674991	A.23
G103B50	674992	A.23
G103B63	674993	A.23
G103C0.5	674902	A.23
G103C01	674903	A.23
G103C02	674904	A.23
G103C03	674905	A.23
G103C04	674906	A.23
G103C06	674907	A.23
G103C10	674909	A.23
G103C13	674910	A.23
G103C16	674911	A.23
G103C20	674912	A.23

Cat. No.	Ref. No.	Page
G103C25	674913	A.23
G103C32	674914	A.23
G103C40	674915	A.23
G103C50	674916	A.23
G103C63	674917	A.23
G103D0.5	675064	A.23
G103D01	675065	A.23
G103D02	675066	A.23
G103D03	675067	A.23
G103D04	675068	A.23
G103D06	675069	A.23
G103D10	675071	A.23
G103D13	675072	A.23
G103D16	675073	A.23
G103D20	675074	A.23
G103D25	675075	A.23
G103D32	675076	A.23
G103D40	675077	A.23
G103D50	675078	A.23
G103D63	675079	A.23
G104B06	674994	A.23
G104B10	674996	A.23
G104B13	674997	A.23
G104B16	674998	A.23
G104B20	674999	A.23
G104B25	675000	A.23
G104B32	675001	A.23
G104B40	675002	A.23
G104B50	675003	A.23
G104B63	675004	A.23
G104C0.5	674918	A.23
G104C01	674919	A.23
G104C02	674920	A.23
G104C03	674921	A.23
G104C04	674922	A.23
G104C06	674923	A.23
G104C10	674925	A.23
G104C13	674926	A.23
G104C16	674927	A.23
G104C20	674928	A.23
G104C25	674929	A.23
G104C32	674930	A.23
G104C40	674931	A.23
G104C50	674932	A.23
G104C63	674933	A.23
G104D0.5	675080	A.23
G104D01	675081	A.23
G104D02	675082	A.23
G104D03	675083	A.23
G104D04	675084	A.23
G104D06	675085	A.23
G104D10	675087	A.23
G104D13	675088	A.23
G104D16	675089	A.23
G104D20	675090	A.23
G104D25	675091	A.23
G104D32	675092	A.23
G104D40	675093	A.23
G104D50	675094	A.23
G104D63	675095	A.23
G31B06	674443	A.15
G31B10	674445	A.15
G31B16	674447	A.15
G31B20	674448	A.15
G31B25	674449	A.15
G31B32	674450	A.15
G31B40	674451	A.15
G31C02	674381	A.15
G31C04	674383	A.15
G31C06	674384	A.15
G31C10	674386	A.15
G31C16	674388	A.15
G31C20	674389	A.15
G31C25	674390	A.15
G31C32	674391	A.15
G31C40	674392	A.15
G32B06	674454	A.15
G32B10	674456	A.15
G32B16	674458	A.15
G32B20	674459	A.15
G32B25	674460	A.15
G32B32	674461	A.15
G32B40	674462	A.15
G32C02	674397	A.15
G32C04	674399	A.15
G32C06	674400	A.15
G32C10	674402	A.15
G32C16	674404	A.15
G32C20	674405	A.15
G32C25	674406	A.15
G32C32	674407	A.15
G32C40	674408	A.15

Cat. No.	Ref. No.	Page
G33B06	674466	A.15
G33B10	674468	A.15
G33B16	674470	A.15
G33B20	674471	A.15
G33B25	674472	A.15
G33B32	674473	A.15
G33B40	674474	A.15
G33C02	674413	A.15
G33C04	674415	A.15
G33C06	674416	A.15
G33C10	674418	A.15
G33C16	674420	A.15
G33C20	674421	A.15
G33C25	674422	A.15
G33C32	674423	A.15
G33C40	674424	A.15
G34B06	674477	A.15
G34B10	674479	A.15
G34B16	674481	A.15
G34B20	674482	A.15
G34B25	674483	A.15
G34B32	674484	A.15
G34B40	674485	A.15
G34C02	674429	A.15
G34C04	674431	A.15
G34C06	674432	A.15
G34C10	674434	A.15
G34C16	674436	A.15
G34C20	674437	A.15
G34C25	674438	A.15
G34C32	674439	A.15
G34C40	674440	A.15
G41B06	674552	A.17
G41B10	674554	A.17
G41B16	674556	A.17
G41B20	674557	A.17
G41B25	674558	A.17
G41B32	674559	A.17
G41B40	674560	A.17
G41C02	674490	A.17
G41C04	674492	A.17
G41C06	674493	A.17
G41C10	674495	A.17
G41C16	674497	A.17
G41C20	674498	A.17
G41C25	674499	A.17
G41C32	674500	A.17
G41C40	674501	A.17
G42B06	674563	A.17
G42B10	674565	A.17
G42B16	674567	A.17
G42B20	674568	A.17
G42B25	674569	A.17
G42B32	674570	A.17
G42B40	674571	A.17
G42C02	674506	A.17
G42C04	674508	A.17
G42C06	674509	A.17
G42C10	674511	A.17
G42C16	674513	A.17
G42C20	674514	A.17
G42C25	674515	A.17
G42C32	674516	A.17
G42C40	674517	A.17
G43B06	674574	A.17
G43B10	674576	A.17
G43B16	674578	A.17
G43B20	674579	A.17
G43B25	674580	A.17
G43B32	674581	A.17
G43B40	674582	A.17
G43C02	674522	A.17
G43C04	674524	A.17
G43C06	674525	A.17
G43C10	674527	A.17
G43C16	674529	A.17
G43C20	674530	A.17
G43C25	674531	A.17
G43C32	674532	A.17
G43C40	674533	A.17
G44B06	674585	A.17
G44B10	674587	A.17
G44B16	674589	A.17
G44B20	674590	A.17
G44B25	674591	A.17
G44B32	674592	A.17
G44B40	674593	A.17
G44C02	674538	A.17
G44C04	674540	A.17
G44C06	674541	A.17
G44C10	674543	A.17
G44C16	674545	A.17

Cat. No.	Ref. No.	Page
G44C20	674546	A.17
G44C25	674547	A.17
G44C32	674548	A.17
G44C40	674549	A.17
G61B06	674692	A.19
G61B10	674694	A.19
G61B16	674696	A.19
G61B20	674697	A.19
G61B25	674698	A.19
G61B32	674699	A.19
G61B40	674700	A.19
G61B50	674701	A.19
G61B63	674702	A.19
G61C02	674598	A.19
G61C04	674600	A.19
G61C06	674601	A.19
G61C10	674603	A.19
G61C16	674605	A.19
G61C20	674606	A.19
G61C25	674607	A.19
G61C32	674608	A.19
G61C40	674609	A.19
G61C50	674610	A.19
G61C63	674611	A.19
G61D02	674760	A.19
G61D04	674762	A.19
G61D06	674763	A.19
G61D10	674765	A.19
G61D16	674767	A.19
G61D20	674768	A.19
G61D25	674769	A.19
G61D32	674770	A.19
G61D40	674771	A.19
G61D50	674772	A.19
G61D63	674773	A.19
G61NB06	674703	A.19
G61NB10	674705	A.19
G61NB16	674707	A.19
G61NB20	674708	A.19
G61NB25	674709	A.19
G61NB32	674710	A.19
G61NB40	674711	A.19
G61NB50	674712	A.19
G61NB63	674713	A.19
G61NC02	674614	A.19
G61NC04	674616	A.19
G61NC06	674617	A.19
G61NC10	674619	A.19
G61NC16	674621	A.19
G61NC20	674622	A.19
G61NC25	674623	A.19
G61NC32	674624	A.19
G61NC40	674625	A.19
G61NC50	674626	A.19
G61NC63	674627	A.19
G61ND02	674776	A.19
G61ND04	674778	A.19
G61ND06	674779	A.19
G61ND10	674781	A.19
G61ND16	674783	A.19
G61ND20	674784	A.19
G61ND25	674785	A.19
G61ND32	674786	A.19
G61ND40	674787	A.19
G61ND50	674788	A.19
G61ND63	674789	A.19
G62B06	674714	A.19
G62B10	674716	A.19
G62B16	674718	A.19
G62B20	674719	A.19
G62B25	674720	A.19
G62B32	674721	A.19
G62B40	674722	A.19
G62B50	674723	A.19
G62B63	674724	A.19
G62C02	674630	A.19
G62C04	674632	A.19
G62C06	674633	A.19
G62C10	674635	A.19
G62C16	674637	A.19
G62C20	674638	A.19
G62C25	674639	A.19
G62C32	674640	A.19
G62C40	674641	A.19
G62C50	674642	A.19
G62C63	674643	A.19
G62D02	674792	A.19
G62D04	674794	A.19
G62D06	674795	A.19
G62D10	674797	A.19
G62D16	674799	A.19
G62D20	674800	A.19

Redline

Cat. No.	Ref. No.	Page
G62D25	674801	A.19
G62D32	674802	A.19
G62D40	674803	A.19
G62D50	674804	A.19
G62D63	674805	A.19
G63B06	674725	A.19
G63B10	674727	A.19
G63B16	674729	A.19
G63B20	674730	A.19
G63B25	674731	A.19
G63B32	674732	A.19
G63B40	674733	A.19
G63B50	674734	A.19
G63B63	674735	A.19
G63C02	674646	A.19
G63C04	674648	A.19
G63C06	674649	A.19
G63C10	674651	A.19
G63C16	674653	A.19
G63C20	674654	A.19
G63C25	674655	A.19
G63C32	674656	A.19
G63C40	674657	A.19
G63C50	674658	A.19
G63C63	674659	A.19
G63D02	674808	A.19
G63D04	674810	A.19
G63D06	674811	A.19
G63D10	674813	A.19
G63D16	674815	A.19
G63D20	674816	A.19
G63D25	674817	A.19
G63D32	674818	A.19
G63D40	674819	A.19
G63D50	674820	A.19
G63D63	674821	A.19
G64B06	674736	A.19
G64B10	674738	A.19
G64B16	674740	A.19
G64B20	674741	A.19
G64B25	674742	A.19
G64B32	674743	A.19
G64B40	674744	A.19
G64B50	674745	A.19
G64B63	674746	A.19
G64C0.5	674660	A.19
G64C02	674662	A.19
G64C04	674664	A.19
G64C06	674665	A.19
G64C10	674667	A.19
G64C16	674669	A.19
G64C20	674670	A.19
G64C25	674671	A.19
G64C32	674672	A.19
G64C40	674673	A.19
G64C50	674674	A.19
G64C63	674675	A.19
G64D02	674824	A.19
G64D04	674826	A.19
G64D06	674827	A.19
G64D10	674829	A.19
G64D16	674831	A.19
G64D20	674832	A.19
G64D25	674833	A.19
G64D32	674834	A.19
G64D40	674835	A.19
G64D50	674836	A.19
G64D63	674837	A.19
GA40	662116	F.26
GLX BAT	666180	D.23
GLX DCF	666181	D.23
GLX PRG	666182	D.23
GLX Q 11 W 50 LS1	686530	D.23
GLX Q 21 ASTRO LS1	680070	D.23
GLX Q 21 D 50 LS1	686531	D.23
GLX Q 21 W 50 LS1	686532	D.23
GLX Q 21 W 50C LS1	686534	D.23
GLX Q 22 ASTRO LS1	680073	D.23
GLX Q 22 W 50 LS1	686533	D.23
GLX Q 22 W 50C LS1	686535	D.23
GLX Q 62 W 400	666192	D.23
GLX Q 62 Y 400	666194	D.23
GLX Q 64 W 400	666193	D.23
GLX Q 64 Y 400	666195	D.23
GLX72Q41DW	666179	D.25
GT101B06	675176	A.27
GT101B10	675178	A.27
GT101B13	675179	A.27
GT101B16	675180	A.27
GT101B20	675181	A.27
GT101B25	675182	A.27
GT101B32	675183	A.27

Cat. No.	Ref. No.	Page
GT101B40	675184	A.27
GT101B50	675185	A.27
GT101B63	675186	A.27
GT101C0.5	675112	A.27
GT101C01	675113	A.27
GT101C02	675114	A.27
GT101C03	675115	A.27
GT101C04	675116	A.27
GT101C06	675117	A.27
GT101C10	675119	A.27
GT101C13	675120	A.27
GT101C16	675121	A.27
GT101C20	675122	A.27
GT101C25	675123	A.27
GT101C32	675124	A.27
GT101C40	675125	A.27
GT101C50	675126	A.27
GT101C63	675127	A.27
GT101D0.5	675220	A.27
GT101D01	675221	A.27
GT101D02	675222	A.27
GT101D03	675223	A.27
GT101D04	675224	A.27
GT101D06	675225	A.27
GT101D10	675227	A.27
GT101D13	675228	A.27
GT101D16	675229	A.27
GT101D20	675230	A.27
GT101D25	675231	A.27
GT101D32	675232	A.27
GT101D40	675233	A.27
GT101D50	675234	A.27
GT101D63	675235	A.27
GT102B06	675187	A.27
GT102B10	675189	A.27
GT102B13	675190	A.27
GT102B16	675191	A.27
GT102B20	675192	A.27
GT102B25	675193	A.27
GT102B32	675194	A.27
GT102B40	675195	A.27
GT102B50	675196	A.27
GT102B63	675197	A.27
GT102C0.5	675128	A.27
GT102C01	675129	A.27
GT102C02	675130	A.27
GT102C03	675131	A.27
GT102C04	675132	A.27
GT102C06	675133	A.27
GT102C10	675135	A.27
GT102C13	675136	A.27
GT102C16	675137	A.27
GT102C20	675138	A.27
GT102C25	675139	A.27
GT102C32	675140	A.27
GT102C40	675141	A.27
GT102C50	675142	A.27
GT102C63	675143	A.27
GT102D0.5	675236	A.27
GT102D01	675237	A.27
GT102D02	675238	A.27
GT102D03	675239	A.27
GT102D04	675240	A.27
GT102D06	675241	A.27
GT102D10	675243	A.27
GT102D13	675244	A.27
GT102D16	675245	A.27
GT102D20	675246	A.27
GT102D25	675247	A.27
GT102D32	675248	A.27
GT102D40	675249	A.27
GT102D50	675250	A.27
GT102D63	675251	A.27
GT103B06	675198	A.27
GT103B10	675200	A.27
GT103B13	675201	A.27
GT103B16	675202	A.27
GT103B20	675203	A.27
GT103B25	675204	A.27
GT103B32	675205	A.27
GT103B40	675206	A.27
GT103B50	675207	A.27
GT103B63	675208	A.27
GT103C0.5	675144	A.27
GT103C01	675145	A.27
GT103C02	675146	A.27
GT103C03	675147	A.27
GT103C04	675148	A.27
GT103C06	675149	A.27
GT103C10	675151	A.27
GT103C13	675152	A.27
GT103C16	675153	A.27

Cat. No.	Ref. No.	Page
GT103C20	675154	A.27
GT103C25	675155	A.27
GT103C32	675156	A.27
GT103C40	675157	A.27
GT103C50	675158	A.27
GT103C63	675159	A.27
GT103D0.5	675252	A.27
GT103D01	675253	A.27
GT103D02	675254	A.27
GT103D03	675255	A.27
GT103D04	675256	A.27
GT103D06	675257	A.27
GT103D10	675259	A.27
GT103D13	675260	A.27
GT103D16	675261	A.27
GT103D20	675262	A.27
GT103D25	675263	A.27
GT103D32	675264	A.27
GT103D40	675265	A.27
GT103D50	675266	A.27
GT103D63	675267	A.27
GT104B06	675209	A.27
GT104B10	675211	A.27
GT104B13	675212	A.27
GT104B16	675213	A.27
GT104B20	675214	A.27
GT104B25	675215	A.27
GT104B32	675216	A.27
GT104B40	675217	A.27
GT104B50	675218	A.27
GT104B63	675219	A.27
GT104C0.5	675160	A.27
GT104C01	675161	A.27
GT104C02	675162	A.27
GT104C03	675163	A.27
GT104C04	675164	A.27
GT104C06	675165	A.27
GT104C10	675167	A.27
GT104C13	675168	A.27
GT104C16	675169	A.27
GT104C20	675170	A.27
GT104C25	675171	A.27
GT104C32	675172	A.27
GT104C40	675173	A.27
GT104C50	675174	A.27
GT104C63	675175	A.27
GT104D0.5	675268	A.27
GT104D01	675269	A.27
GT104D02	675270	A.27
GT104D03	675271	A.27
GT104D04	675272	A.27
GT104D06	675273	A.27
GT104D10	675275	A.27
GT104D13	675276	A.27
GT104D16	675277	A.27
GT104D20	675278	A.27
GT104D25	675279	A.27
GT104D32	675280	A.27
GT104D40	675281	A.27
GT104D50	675282	A.27
GT104D63	675283	A.27
GT251B06	675348	A.29
GT251B10	675350	A.29
GT251B16	675352	A.29
GT251B20	675353	A.29
GT251B25	675354	A.29
GT251B32	675355	A.29
GT251B40	675356	A.29
GT251B50	675357	A.29
GT251B63	675358	A.29
GT251C0.5	675284	A.29
GT251C01	675285	A.29
GT251C02	675286	A.29
GT251C04	675288	A.29
GT251C06	675289	A.29
GT251C10	675291	A.29
GT251C16	675293	A.29
GT251C20	675294	A.29
GT251C25	675295	A.29
GT251C32	675296	A.29
GT251C40	675297	A.29
GT251C50	675298	A.29
GT251C63	675299	A.29
GT251D0.5	675392	A.29
GT251D01	675393	A.29
GT251D02	675394	A.29
GT251D04	675396	A.29
GT251D06	675397	A.29
GT251D10	675399	A.29
GT251D16	675401	A.29
GT251D20	675402	A.29
GT251D25	675403	A.29

Cat. No.	Ref. No.	Page
GT251D32	675404	A.29
GT251D40	675405	A.29
GT251D50	675406	A.29
GT251D63	675407	A.29
GT252B06	675359	A.29
GT252B10	675361	A.29
GT252B16	675363	A.29
GT252B20	675364	A.29
GT252B25	675365	A.29
GT252B32	675366	A.29
GT252B40	675367	A.29
GT252B50	675368	A.29
GT252B63	675369	A.29
GT252C0.5	675300	A.29
GT252C01	675301	A.29
GT252C02	675302	A.29
GT252C04	675304	A.29
GT252C06	675305	A.29
GT252C10	675307	A.29
GT252C16	675309	A.29
GT252C20	675310	A.29
GT252C25	675311	A.29
GT252C32	675312	A.29
GT252C40	675313	A.29
GT252C50	675314	A.29
GT252C63	675315	A.29
GT252D0.5	675408	A.29
GT252D01	675409	A.29
GT252D02	675410	A.29
GT252D04	675412	A.29
GT252D06	675413	A.29
GT252D10	675415	A.29
GT252D16	675417	A.29
GT252D20	675418	A.29
GT252D25	675419	A.29
GT252D32	675420	A.29
GT252D40	675421	A.29
GT252D50	675422	A.29
GT252D63	675423	A.29
GT253B06	675370	A.29
GT253B10	675372	A.29
GT253B16	675374	A.29
GT253B20	675375	A.29
GT253B25	675376	A.29
GT253B32	675377	A.29
GT253B40	675378	A.29
GT253B50	675379	A.29
GT253B63	675380	A.29
GT253C0.5	675316	A.29
GT253C01	675317	A.29
GT253C02	675318	A.29
GT253C04	675320	A.29
GT253C06	675321	A.29
GT253C10	675323	A.29
GT253C16	675325	A.29
GT253C20	675326	A.29
GT253C25	675327	A.29
GT253C32	675328	A.29
GT253C40	675329	A.29
GT253C50	675330	A.29
GT253C63	675331	A.29
GT253D0.5	675424	A.29
GT253D01	675425	A.29
GT253D02	675426	A.29
GT253D04	675428	A.29
GT253D06	675429	A.29
GT253D10	675431	A.29
GT253D16	675433	A.29
GT253D20	675434	A.29
GT253D25	675435	A.29
GT253D32	675436	A.29
GT253D40	675437	A.29
GT253D50	675438	A.29
GT253D63	675439	A.29
GT254B06	675381	A.29
GT254B10	675383	A.29
GT254B16	675385	A.29
GT254B20	675386	A.29
GT254B25	675387	A.29
GT254B32	675388	A.29
GT254B40	675389	A.29
GT254B50	675390	A.29
GT254B63	675391	A.29
GT254C0.5	675332	A.29
GT254C01	675333	A.29
GT254C02	675334	A.29
GT254C04	675336	A.29
GT254C06	675337	A.29
GT254C10	675339	A.29
GT254C16	675341	A.29
GT254C20	675342	A.29
GT254C25	675343	A.29

Cat. No.	Ref. No.	Page
GT254C32	675344	A.29
GT254C40	675345	A.29
GT254C50	675346	A.29
GT254C63	675347	A.29
GT254D0.5	675440	A.29
GT254D01	675441	A.29
GT254D02	675442	A.29
GT254D04	675444	A.29
GT254D06	675445	A.29
GT254D10	675447	A.29
GT254D16	675449	A.29
GT254D20	675450	A.29
GT254D25	675451	A.29
GT254D32	675452	A.29
GT254D40	675453	A.29
GT254D50	675454	A.29
GT254D63	675455	A.29
H...		
HDIN2	618794	F.29
HDIN3	618795	F.29
HDIN4	618796	F.29
HDIN6	618797	F.29
Hti 101 B080	671504	A.33
Hti 101 B100	671505	A.33
Hti 101 B125	671506	A.33
Hti 101 C080	671528	A.33
Hti 101 C100	671529	A.33
Hti 101 C125	671530	A.33
Hti 101 D080	671552	A.33
Hti 101 D100	671553	A.33
Hti 101 D125	671554	A.33
Hti 102 B080	671510	A.33
Hti 102 B100	671511	A.33
Hti 102 B125	671512	A.33
Hti 102 C080	671534	A.33
Hti 102 C100	671535	A.33
Hti 102 C125	671536	A.33
Hti 102 D080	671558	A.33
Hti 102 D100	671559	A.33
Hti 102 D125	671560	A.33
Hti 103 B080	671516	A.33
Hti 103 B100	671517	A.33
Hti 103 B125	671518	A.33
Hti 103 C080	671540	A.33
Hti 103 C100	671541	A.33
Hti 103 C125	671542	A.33
Hti 103 D080	671564	A.33
Hti 103 D100	671565	A.33
Hti 103 D125	671566	A.33
Hti 104 B100	671523	A.33
Hti 104 B125	671524	A.33
Hti 104 B80	671522	A.33
Hti 104 C080	671546	A.33
Hti 104 C100	671547	A.33
Hti 104 C125	671548	A.33
Hti 104 D080	671570	A.33
Hti 104 D100	671571	A.33
Hti 104 D125	671572	A.33
Hti H	671597	A.35
Hti H/S	671599	A.35
Hti HH/HS	671600	A.35
Hti HSR	671602	A.35
Hti S	671598	A.35
K...		
KS	624929	A.41
KS	624929	A.50
KS	624929	F.29
L...		
LK/N12	546298	F.40
LK/N15	546299	F.40
LK/N7	546297	F.40
LLINK1	409000	F.29
LSS 11	666361	D.27
LSS 32	666362	D.27
LSS LDR	666358	D.27
LSS W	666364	D.27
M...		
MSC SE	666499	D.5
MSC SEP	666501	D.5
MSC SPP	666502	D.5
MT AA	666414	D.31
MT AA 10	666408	D.31
MT AA 15	666409	D.31
MT AA 20	666410	D.31
MT AA 25	666411	D.31
MT AA 30	666412	D.31
MT AA 5	666413	D.31
MT AF	666415	D.31
MT AH	666416	D.31
MT AH 110	666431	D.31
MT AH 24	666432	D.31
MT AV 300	666417	D.31

Cat. No.	Ref. No.	Page
MT AV 500	666418	D.31
MT CT 100	666375	D.33
MT CT 1000	666376	D.33
MT CT 1200	666677	D.33
MT CT 150	666377	D.33
MT CT 1500	666678	D.33
MT CT 200	666378	D.33
MT CT 2000	666679	D.33
MT CT 250	666379	D.33
MT CT 300	666380	D.33
MT CT 40	666381	D.33
MT CT 400	666382	D.33
MT CT 50	666383	D.33
MT CT 500	666384	D.33
MT CT 60	666385	D.33
MT CT 600	666386	D.33
MT CT 80	666387	D.33
MT CT 800	666388	D.33
MT DA 5 2M	666671	D.32
MT DA DV 52M	666674	D.32
MT DE 1 1M	666675	D.32
MT DE 1I 32A	666434	D.32
MT DE 1I 63A	666450	D.32
MT DE 3I O	666676	D.32
MT DE 3N I 63A	666631	D.32
MT DE 3NI5A	666452	D.32
MT DF 2M	666673	D.32
MT DN 3L	666451	D.32
MT DN 3R 4M	666453	D.32
MT DV 500 2M	666670	D.32
MT DW 110	667214	D.32
MT DW 11000	667215	D.32
MT RSC	666404	D.33
MT S 4	666405	D.33
MT S 7	666406	D.33
MT SP 100	666389	D.33
MT SP 1000	666390	D.33
MT SP 150	666391	D.33
MT SP 200	666392	D.33
MT SP 250	666393	D.33
MT SP 300	666394	D.33
MT SP 40	666395	D.33
MT SP 400	666396	D.33
MT SP 50	666397	D.33
MT SP 500	666398	D.33
MT SP 60	666399	D.33
MT SP 600	666400	D.33
MT SP 80	666401	D.33
MT SP 800	666402	D.33
MTAP 3N	666433	D.35
MTAP 3N2F	666690	D.35
MTDNPRI1	666448	D.32
MTDNPRI3	666449	D.32
MVISO12	618607	F.28
MVRCD12	618617	F.28
MVSL10	618649	F.28
N...		
NLINK1	594009	F.29
P...		
PBS	672572	C.9
PLS / CTX SP	686069	A.50
PLS + / CTX + SP	686069	D.15
PLS + / CTX + TS 1	686070	D.15
PLS + 16 1 008 A	686071	D.14
PLS + 16 1 012 A	686072	D.14
PLS + 16 1 024 A	686073	D.14
PLS + 16 1 048 A	686074	D.14
PLS + 16 1 115 A	686075	D.14
PLS + 16 1 230 A	686076	D.14
PLS + 16 1 240 A	686077	D.14
PLS + 16 10 008 A	686078	D.14
PLS + 16 10 012 A	686079	D.14
PLS + 16 10 024 A	686080	D.14
PLS + 16 10 048 A	686081	D.14
PLS + 16 10 115 A	686082	D.14
PLS + 16 10 230 A	686083	D.14
PLS + 16 10 23060	686284	D.14
PLS + 16 10 240 A	686084	D.14
PLS + 16 11	686085	D.14
PLS + 16 11 008 A	686086	D.14
PLS + 16 11 012 A	686087	D.14
PLS + 16 11 024 A	686088	D.14
PLS + 16 11 048 A	686089	D.14
PLS + 16 11 115 A	686090	D.14
PLS + 16 11 230 A	686091	D.14
PLS + 16 11 23060	686285	D.14
PLS + 16 11 240 A	686092	D.14
PLS + 16 2	686101	D.14
PLS + 16 2 008 A	686093	D.14
PLS + 16 2 012 A	686094	D.14
PLS + 16 2 024 A	686095	D.14
PLS + 16 2 048 A	686096	D.14

Cat. No.	Ref. No.	Page
PLS + 16 2 115 A	686097	D.14
PLS + 16 2 230 A	686098	D.14
PLS + 16 2 240 A	686099	D.14
PLS + 16 20	686100	D.14
PLS + 16 20 008 A	686102	D.14
PLS + 16 20 012 A	686103	D.14
PLS + 16 20 024 A	686104	D.14
PLS + 16 20 048 A	686105	D.14
PLS + 16 20 115 A	686106	D.14
PLS + 16 20 230 A	686108	D.14
PLS + 16 20 23060	686107	D.14
PLS + 16 20 240 A	686109	D.14
PLS + 32 10 008 A	686110	D.14
PLS + 32 10 012 A	686111	D.14
PLS + 32 10 024 A	686112	D.14
PLS + 32 10 048 A	686113	D.14
PLS + 32 10 115 A	686114	D.14
PLS + 32 10 230 A	686115	D.14
PLS + 32 10 240 A	686116	D.14
PLS + 32 20	686117	D.14
PLS + 32 20 008 A	686118	D.14
PLS + 32 20 012 A	686119	D.14
PLS + 32 20 024 A	686120	D.14
PLS + 32 20 048 A	686121	D.14
PLS + 32 20 115 A	686122	D.14
PLS + 32 20 230 A	686123	D.14
PLS + 32 20 240 A	686124	D.14
PLS + C	686125	D.15
PLS + C 16 1 008 A	686126	D.15
PLS + C 16 1 012 A	686127	D.15
PLS + C 16 1 024 A	686128	D.15
PLS + C 16 1 048 A	686129	D.15
PLS + C 16 1 230 A	686130	D.15
PLS + C 16 1 240 A	686131	D.15
PLS + C 16 10 008 A	686132	D.14
PLS + C 16 10 012 A	686133	D.14
PLS + C 16 10 024 A	686134	D.14
PLS + C 16 10 048 A	686135	D.14
PLS + C 16 10 230 A	686136	D.14
PLS + C 16 10 240 A	686137	D.14
PLS + C 16 2 008 A	686138	D.15
PLS + C 16 2 012 A	686139	D.15
PLS + C 16 2 024 A	686140	D.15
PLS + C 16 2 048 A	686141	D.15
PLS + C 16 2 230 A	686142	D.15
PLS + C 16 2 240 A	686143	D.15
PLS + C 16 20 008 A	686144	D.15
PLS + C 16 20 012 A	686145	D.15
PLS + C 16 20 024 A	686146	D.15
PLS + C 16 20 048 A	686147	D.15
PLS + C 16 20 230 A	686148	D.15
PLS + C 16 20 240 A	686149	D.15
PLS + C 16 3 008 A	686150	D.15
PLS + C 16 3 012 A	686151	D.15
PLS + C 16 3 024 A	686152	D.15
PLS + C 16 3 048 A	686153	D.15
PLS + C 16 3 230 A	686154	D.15
PLS + C 16 3 240 A	686155	D.15
PLS + C 32 10 008 A	686156	D.15
PLS + C 32 10 012 A	686157	D.15
PLS + C 32 10 024 A	686158	D.15
PLS + C 32 10 048 A	686159	D.15
PLS + C 32 10 230 A	686160	D.15
PLS + C 32 10 240 A	686161	D.15
PLS + C 32 20 008 A	686162	D.15
PLS + C 32 20 012 A	686163	D.15
PLS + C 32 20 024 A	686164	D.15
PLS + C 32 20 048 A	686165	D.15
PLS + C 32 20 230 A	686166	D.15
PLS + C 32 20 240 A	686167	D.15
PLS + C 32 30 008 A	686168	D.15
PLS + C 32 30 012 A	686169	D.15
PLS + C 32 30 024 A	686170	D.15
PLS + C 32 30 048 A	686171	D.15
PLS + C 32 30 230 A	686172	D.15
PLS + C 32 30 240 A	686173	D.15
PLS + CAP	686174	D.15
PLS + M	686175	D.15
PLS + PU 16 2 024 A	686176	D.15
PLS + PU 16 2 230 A	686177	D.15
PLS + PU 16 20 024 A	686178	D.15
PLS + PU 16 20 230 A	686179	D.15
PLS + PU 16 40 024 A	686180	D.15
PLS + PU 16 40 230 A	686181	D.15
PLS + SA 16 20 012 A	686182	D.14
PLS + SA 16 20 024 A	686183	D.14
PLS + SA 16 20 048 A	686184	D.14
PLS + SA 16 20 230 A	686185	D.14
PLS + SA 16 20 240 A	686186	D.14
PLS + SB 16 20 012 A	686187	D.14
PLS + SB 16 20 024 A	686188	D.14
PLS + SB 16 20 048 A	686189	D.14

Cat. No.	Ref. No.	Page
PLS + SB 16 20 230 A	686190	D.14
PLS + SB 16 20 240 A	686191	D.14
PLS + SG	686192	D.15
PLT + AS 230A	686195	D.19
PLT + IG 024U	686196	D.19
PLT + IG 230A	686197	D.19
PLT + MF 024U 0.1S-60M	686198	D.19
PLT + MF 024U 30S-20H	686199	D.19
PLT + MF 230A 0.1S-60M	686200	D.19
PLT + MF 230A 30S-20H	686201	D.19
PLT + OF 024U 1-60M	686202	D.19
PLT + OF 024U 1-60S	686203	D.19
PLT + OF 230A 1-60M	686204	D.19
PLT + OF 230A 1-60S	686205	D.19
PLT + ON 024U 1-60M	686206	D.19
PLT + ON 024U 1-60S	686207	D.19
PLT + ON 230A 1-60M	686208	D.19
PLT + ON 230A 1-60S	686209	D.19
PLT + PS 024U 1-60M	686210	D.19
PLT + PS 024U 1-60S	686211	D.19
PLT + PS 230A 1-60M	686212	D.19
PLT + PS 230A 1-60S	686213	D.19
PLT + SS 024U	686218	D.19
PLT + SS 230A	686219	D.19
PLTS + D	686214	D.16
PLTS + M	686216	D.16
PLTS + TD	666311	D.16
PRI 01	666446	D.35
PRI 10	666445	D.35
PS	564092	F.40
S...		
SA BLOCK ADSL	667484	D.39
SA BLOCK I 100 N	667471	D.38
SA BLOCK I 35	667470	D.38
SA BLOCK I PC	667472	D.38
SA BLOCK I&II 100	667486	D.38
SA BLOCK I&II 100N	667487	D.38
SA BLOCK II 15/230	667473	D.38
SA BLOCK II 15/230 C	667475	D.38
SA BLOCK II 15/230 LLE	667489	D.38
SA BLOCK II 15/230 LNE	667488	D.38
SA BLOCK II 15/400	667474	D.38
SA BLOCK II 15/400 3L+NE	667494	D.38
SA BLOCK II 15/400 4L/NE	667495	D.38
SA BLOCK II 15/400 C	667476	D.38
SA BLOCK II 15LN	667483	D.38
SA BLOCK II 15N	667481	D.38
SA BLOCK II 40/230	667477	D.38
SA BLOCK II 40/230 C	667479	D.38
SA BLOCK II 40/230 LLE	667491	D.38
SA BLOCK II 40/230 LNE	667490	D.38
SA BLOCK II 40/400	667478	D.38
SA BLOCK II 40/400 3L+NE	667496	D.38
SA BLOCK II 40/400 4L/NE	667497	D.38
SA BLOCK II 40/400 4L/NE C	667498	D.38
SA BLOCK II 40/400 C	667480	D.38
SA BLOCK II 40N	667482	D.38
SA C35	667492	D.39
SA C63	667499	D.39
SA MODULE 15/230	667512	D.39
SA MODULE 15/400	667513	D.39
SA MODULE 40/230	667514	D.39
SA MODULE 40/400	667515	D.39
SA MODULE 60 NGND	667516	D.39
SA PHOT 1000V	667509	D.39
SA PHOT 600V	667508	D.39
SA PLUGIN II 15/230	667500	D.38
SA PLUGIN II 15/400	667501	D.38
SA PLUGIN II 40/230	667502	D.38
SA PLUGIN II 40/230 3L+NE	667507	D.38
SA PLUGIN II 40/230 C	667504	D.38
SA PLUGIN II 40/230 LNE	667506	D.38
SA PLUGIN II 40/400	667503	D.38
SA PLUGIN II 40/400 C	667505	D.38
SA PLUGIN II 60 NGND	667511	D.38
SA TV	667510	D.39
SG C 40	666532	D.37
SG MM 2 20 2	666525	D.37
SG MM 2 20 4	666526	D.37
SG MM 2 45 2	666527	D.37
SG MM 2 45 4	666529	D.37
SG MM 2 45 4 C	666530	D.37
SG MM 2 80 4 C	666533	D.37
SG SP 2 20 2	666545	D.37
SG SP 2 20 2 P	666534	D.37
SG SP 2 20 4	666546	D.37
SG SP 2 20 4 P	666535	D.37
SG SP 2 40 2 NPE P	666553	D.37
SG SP 2 45 2	666547	D.37
SG SP 2 45 2 C	666537	D.37
SG SP 2 45 2 P	666536	D.37
SG SP 2 45 4	666548	D.37

GE YATRON 日騰
Authorized P.B / Distributor | Intelligence Makes The Dream Come True | WWW.YATRON.COM.CN

Cat. No.	Ref. No.	Page
SG SP 2 45 4 C	666539	D.37
SG SP 2 45 4 P	666538	D.37
SG SP 2 65 2	666549	D.37
SG SP 2 65 2 C	666542	D.37
SG SP 2 65 2 P	666541	D.37
SG SP 2 65 4	666551	D.37
SG SP 2 65 4 C	666544	D.37
SG SP 2 65 4 P	666543	D.37
SG SP NGND PI	666552	D.37
SG SWT	666524	D.37
SH40	662117	F.26
SH50	662118	F.26
SHR3	619018	F.29
SKU 16/	546300	F.40
SKU 35/	546301	F.40
SKU 70/	546302	F.40
SMS 1	666100	D.21
SMS 1	666100	D.23
SMS 1	666100	D.27
SMS 3	666101	D.21
SMS 3	666101	D.23
SMS 3	666101	D.27
SMS 6	666102	D.21
SMS 6	666102	D.23
T...		
TELE L 110	624945	A.35
TELE L 24	624946	A.35
TELE L-1	672573	C.9
TELE L-2	672574	C.9
TELE LT-1	667252	C.11
TELE LT-2	667253	C.11
TELE MP	672580	C.7
TELE OV 230	667485	D.39
TELE OV 400	667493	D.39
Tele REC BASIC 240/030	676949	B.25
Tele REC BASIC 240/300	676950	B.25
Tele REC BASIC 263/030	677118	B.25
Tele REC BASIC 263/300	677120	B.25
Tele REC BASIC 440/030	676951	B.25
Tele REC BASIC 440/300	676952	B.25
Tele REC BASIC 463/030	677119	B.25
Tele REC BASIC 463/300	677121	B.25
Tele REC BASIC A 240/030	677122	B.25
Tele REC BASIC A 240/300	677126	B.25
Tele REC BASIC A 263/030	677123	B.25
Tele REC BASIC A 263/300	677127	B.25
Tele REC BASIC A 440/030	677124	B.25
Tele REC BASIC A 440/300	677128	B.25
Tele REC BASIC A 463/030	677125	B.25
Tele REC BASIC A 463/300	677129	B.25
Tele REC BASIC Ai 240/030	677130	B.25
Tele REC BASIC Ai 263/030	677131	B.25
Tele REC PLUS Motor	677132	B.26
Tele REC SOLAR Motor	677133	B.29
TELE U-12	672576	C.9
TELE U-230	672575	C.9
TELE U-24	672577	C.9
TELE U-48	672578	C.9
TR B 10	666636	D.29
TR B 15	666637	D.29
TR B 16	666651	D.29
TR B 30	666652	D.29
TR B 5	666638	D.29
TR B 8	666650	D.29
TR B 8S	666640	D.29
TR S 15	666641	D.29
TR S 25	666642	D.29
TR S 40	666643	D.29
TR S 63	666644	D.29
TSL222	662152	F.26
TSL255	662155	F.26
TSL345	662153	F.26
TSL442	662154	F.26
TSL444	662156	F.26
V...		
VBAB1	560174	D.37
VBAB3	560186	D.37
VBANPE	544331	D.37
VCM13	618405	F.27
VCM2	618401	F.27
VCM3A3	618416	F.27
VCM4	618402	F.27
VCM4A4	618419	F.27
VCM5A5	618423	F.27
VCM6	618403	F.27
VCM7A7	618489	F.27
VCM9	618404	F.27
VCMA13	618413	F.27
VCMA2	618406	F.27
VCMA4	618407	F.27
VCMA6	618409	F.27
VCMA9	618411	F.27

Cat. No.	Ref. No.	Page
VCMBD5A5	618101	F.27
VED35	545879	D.37
VED63	545857	D.37
W...		
WUL	690244	A.41

The policy of GE Consumer & Industrial is one of continuous improvement.
The right is reserved to alter the design or any structural details of the products at any time without giving notice.

November 2009
GE Consumer & Industrial

GE YATRON 日騰
Authorized P.B / Distributor | Intelligence Makes The Dream Come True | WWW.YATRON.COM.CN

44851

GE Consumer & Industrial
Power Protection

Power Protection (formerly GE Power Controls), a division of GE Consumer & Industrial, is a first class European supplier of low-voltage products including wiring devices, residential and industrial electrical distribution components, automation products, enclosures and switchboards. Demand for the company's products comes from, wholesalers, installers, panel-board builders, contractors, OEMs and utilities worldwide.

www.ge.com/ex/powerprotection

GE CONSUMER & INDUSTRIAL HUNGARY
Váci út 77
H-1340 Budapest
Hungary

Customer Service
Tel. +361 447 6046
Fax +361 447 5060
E-mail: mea.export.consind@ge.com
Net: www.gepowershop.com

GE POWER CONTROLS
International Sales
Nieuwevaart 51
B-9000 Gent - Belgium
Tel. +32/9 265 21 11
Fax +32/9 265 28 90
E-mail: gepcbel@gepc.ge.com

GE imagination at work

680803
Ref. R/2366/E/X 10.0 Ed. 08/09
© Copyright GE Power Controls 2009