

智能低壓配電系統

Intelligence LV Distribution System

KenerPower

Stabilize and Efficient the Power

Modula Plus

Modula 630



COMPANY PROFILE

LOCATIONS



- GROUP Headquarter:** China | Macau SAR
- Factory:**
 - China | Zhuhai
 - Taiwan | Taipei
- R&D center:** Taiwan
- Branch:**
 - China | Hong Kong SAR
 - China | Zhuhai
 - Taiwan | Taipei
 - Malaysia | Kuala Lumpur (Headquarter of ASEAN)
- REPRESENTATIVE:**
 - Singapore
 - Indonesia | Jakarta

COMPANY PROFILE

YATRON

YATRON was established in 2006.

The Company is a diversified organization covering Energy Management and Lighting Solutions. From energy, data center, lighting, water, transportation and health.

YATRON’s technology comes from GE (General Electric) and is Authorized Switchgear Panel Builder, Distributor and System Integrator of GE. We integrate all systems and make the dream come true by intelligence.

We provide to customers, across various industries and buildings, turnkey service solutions that ensure the reliability and protection of the electrical infrastructure; from the power plant, substation, to a facility's critical equipment, and all the power technologies in between. TUV ISO 9001, ISO 14000, ISO 18000, ISO50001 and ERP system are always applied in order to be the Sustainable Development and Corporate Social Responsibility (CSR).

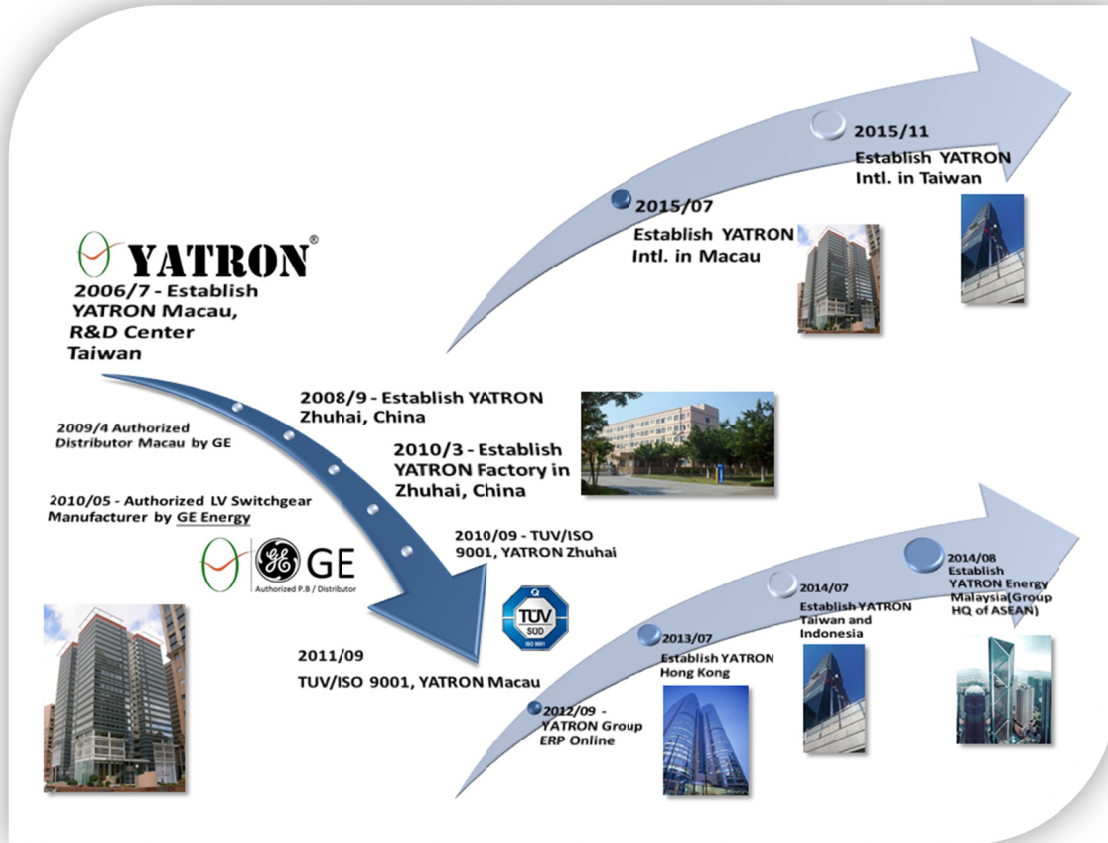


The offers of our Businesses are twofold

- | | | |
|---|---|--|
| <ul style="list-style-type: none"> ■ Manufacture <input type="checkbox"/> LV Switchgears and Controlgears <input type="checkbox"/> Energy Management System - Components and Software <input type="checkbox"/> Smart and Intelligence Air Compressor and System ■ Solutions and Trade <input type="checkbox"/> Data Center <input type="checkbox"/> UPS and solutions <input type="checkbox"/> Lighting Solutions <input type="checkbox"/> Electrical and Mechanical equipment <input type="checkbox"/> Construction Material | <ul style="list-style-type: none"> ■ Investment and Management <input type="checkbox"/> Mega Complex building and Infrastructure <ul style="list-style-type: none"> <input type="checkbox"/> Mega Shopping Mall <input type="checkbox"/> Resort, Hotel, Service apartment <input type="checkbox"/> Commercial building <input type="checkbox"/> High-end residential building <input type="checkbox"/> Industrial plant, Intelligence Warehouse <input type="checkbox"/> Power plant <input type="checkbox"/> Power substation and Water plant <input type="checkbox"/> Highway, Railway and Port <input type="checkbox"/> BOT, BT <input type="checkbox"/> Renewable Energy Wind and Solar Energy <input type="checkbox"/> Energy Investment Consulting Service | <ul style="list-style-type: none"> ■ Energy <input type="checkbox"/> Energy Consulting Service <input type="checkbox"/> Energy Management System (EnMS) <input type="checkbox"/> Renewable Energy <input type="checkbox"/> Wind and Solar Energy System <input type="checkbox"/> Industrial and Building automation integration (BAS, SCADA, PLC) ■ Construction and MEP Engineering <input type="checkbox"/> EPC <input type="checkbox"/> Turn-key |
|---|---|--|

COMPANY PROFILE

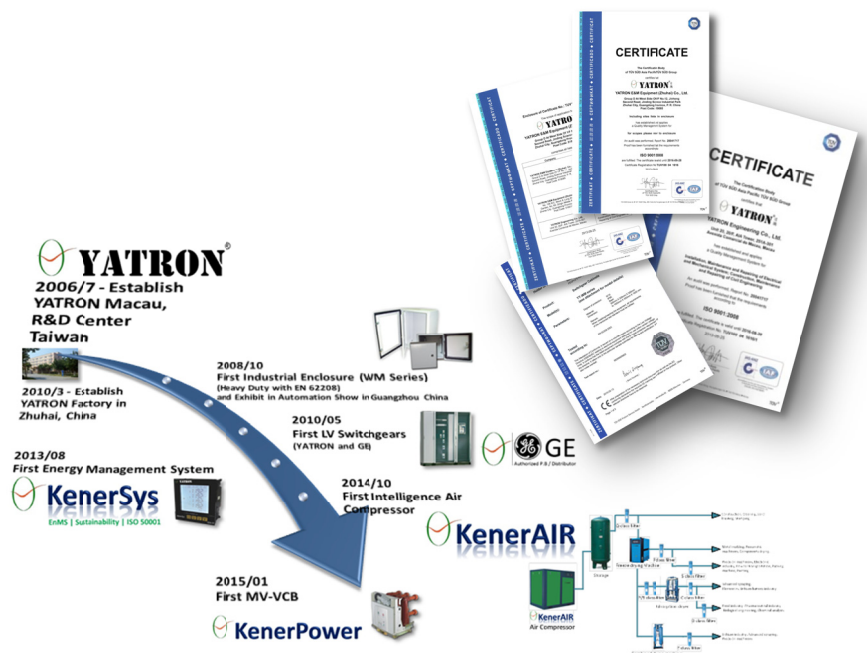

YATRON has over TEN YEARS history in the Industrial, Commercial and Residential market



AWARDS

- CSR (Corporate Social Responsibility) By MIRROR POST HK 27th March, 2015
- BUSINESS AWARDS OF MACAU Environmental Performance 26th November, 2015

 《鏡報》月刊主辦 傑出企業社會責任獎



CERTIFICATE

Complies with	Certificates
ISO 9001 ISO 14000 ISO 18000 ISO 50001 IEC 62208 IEC 60439 IEC 61439 GB 7251 IEC 60331 BS 6387 UL94	TUV (Germany) TUV (Germany) IECEE, KEMA, ASEFA, CEBC, ASTA, TUV CCC (China) TICW TICW SGS



SCOPE OF BUSINESSES



GE
Energy

 **YATRON**[®] 日騰
LV Distribution System | Automation System

 **KenerSys**

ENERGY MANAGEMENT

 **KenerPower**

■ About Our Business



YATRON|GE Energy Management is electrification business of **YATRON|GE**. We make energy safer and more useful through our ability to transmit, distribute and convert electricity. We integrate leading products and technology to solve customer problems. Our electrical solutions allow utilities and energy - intensive industries such as commercial, healthcare, data center, oil & gas, marine, metals and mining to efficiently manage electricity from the point of generation to the point of consumption.

We offer a full range of electrical capabilities. Our global teams design industry leading technology to improve the transmission, distribution and conversion of electricity, and to help provide safe, efficient and reliable electrical power.

Global and Local

Serving the customer is our top priority. Around the globe we have established local and long-lasting relationships with customers to fulfill their needs.

Yes, our local teams can access our global operations to provide end-to-end electrical solutions to customers. Investment in people and a strong local presence helps our customers to view us as their business partner.



SCOPE OF BUSINESSES

Electrical Heritage

GE's roots in electrification go back 130 years, beginning with the first transformer and electric motor. Today Energy Management is built upon the same legacy and innovation culture that Thomas Edison founded in 1890.

We build technology innovations – critical power equipment, digital monitoring software, electric marine propulsion systems – to help our customers use electric power more efficiently.

Our heritage and experience across multiple industries, gives Energy Management a better understanding of our customers electrical needs.

Deep Vertical Expertise

We have a deep knowledge and presence in the energy-intensive sectors we serve: utility, industrial, data center, renewables, oil & gas, marine, critical power, metals and mining.

We engage at every point along the delivery path of electrical power to these energy-intensive industries.

Our deep domain experience and industry knowledge paired with our leading technology can help our customers improve the efficiency and reliability of their operations and become more competitive.

Global and Local

Serving the customer is our top priority. Around the globe we have established local and long-lasting relationships with customers to fulfill their needs.

Yet, our local teams can access our global operations to provide end-to-end electrical solutions to customers.

Investment in people and a strong local presence helps our customers to view us as their business partner.



GE Energy



GE Industrial Solutions




GE Lighting



Energy Management System-EnMS | Renewable and Green Energy

HV, MV, LV Switchgear and Controlgear, Component, RMU, Busway, UPS, ATS, PLC, SCADA, Power Analyzer, Transformer



Renewable and Green Energy

Solar and Wind System | EV Charger Station

Energy Consulting, EPC, Turn-Key and maintenance


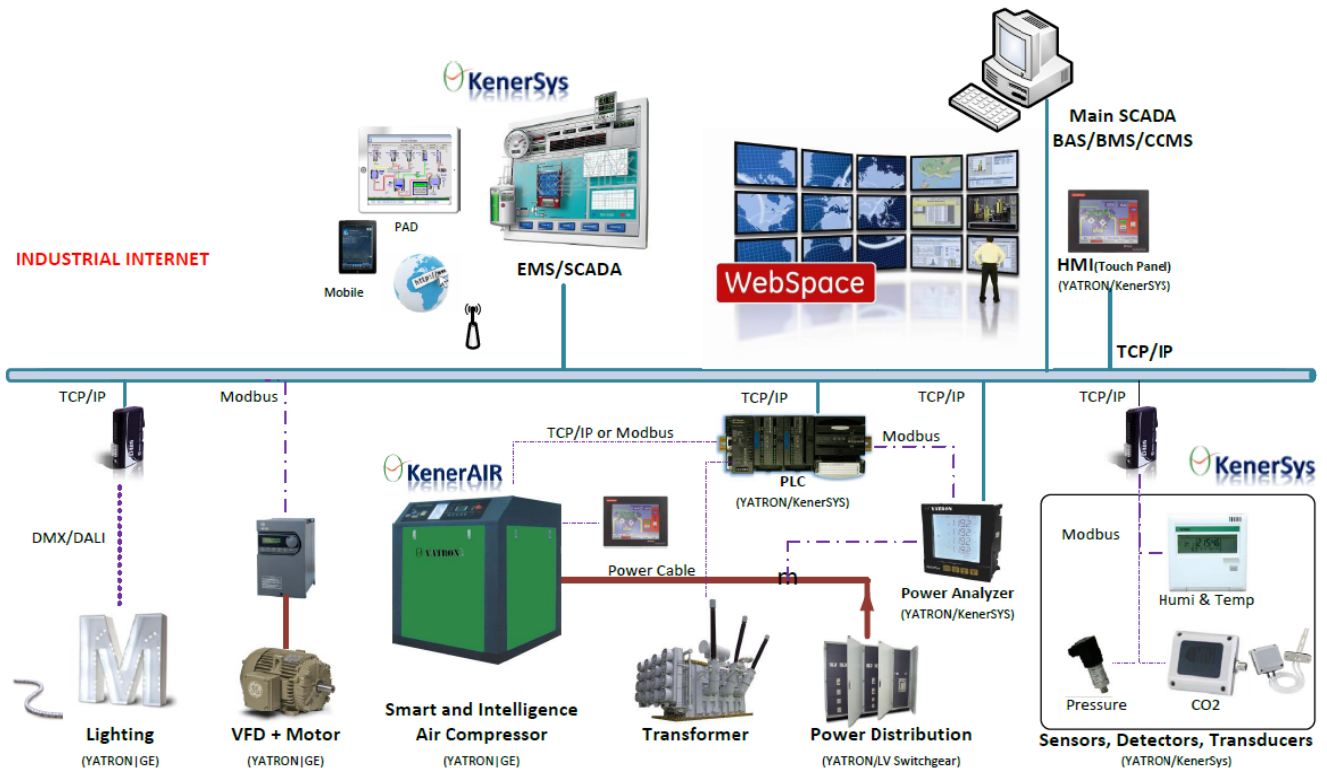


Lighting Solutions



Providing high performance solutions for an innovation world.

SCHEMATIC OF INTELLIGENCE SYSTEM



Energy Consulting

driving the evolution of electric power systems with greater affordability, reliability, and efficiency

[About Us](#)

PRODUCT INTRODUCTION

The **Modula Plus and Modula 630** is a part of **KenerPower** of YATRON Energy Group.

■ BENEFITS

- Industrial Type
- Intelligence and integrate to EnMS of YATRON KenerSys
- Compatible with GE, ABB and Schneider components etc.
- High reliability
- Stable insulation
- More solid structure
- Environmental protection
- Compact size and Miniature
- Breathable Powder Coating and outdoor type, increase the heat dissipation performance

➤ **YATRON Modula Plus and Modula 630** 智能低壓配電系統的結構分金屬鋼板門和玻璃門兩種類型，全部產品採用冷軋鋼（選項：不銹鋼板）折彎而成，表面經過戶外型環氧樹脂靜電噴塗處理，美觀耐用。

YATRON Modula Plus and Modula 630 Intelligence LV Distribution System can be divided into two categories in terms of structure, one is **Plain doors** and the other one is **Glass door**. All of the products are bended with Cold Rolled Steel Sheet (Option by Stainless steel), while the surfaces are treated with Outdoor type epoxy resin electrostatic spraying in order to be attractive and durable.



➤ **IP55** 或以上型號之櫃體具有之防水折邊，門板上使用機械人成型之密封聚氨酯條，更有效地防止油污、雨水等液體及灰塵滲入。

The enclosures of models IP55 or above with waterproof bevel edges and PU seals fitted by Robots around the door can effectively prevent any liquids (such as the oil, rainwater etc.) and dust from permeating into the enclosure.

➤ 外觀設計美觀、結構佈局緊湊合理、電路配置安全可靠、性能卓越、持久耐用等優點。

Its advantages are: attractive appearance design, reasonable frame, safe circuit layout, excellent performance, long lasting etc. advantages.



➤ 獨特及專利之45度斜角外門，使液體及灰塵更容易地掉落，以免沉積在箱體上，延長使用壽命。

The external door with the unique and patent 45° bevel enables liquids and dust to drop down easier rather than accumulate on the enclosure, so as to extend the service life.

➤ 電纜進線底板可在箱體上方或下方。

The cable entrance plates can be located on top or below the enclosures.

➤ 外門開啟大於 140 度，轉動靈活。

The door opening degrees of the exterior door is more than 140 degrees, and it is easy to open and close the door.

PRODUCT INTRODUCTION

- 多種尺寸規格供客戶選用，或可以訂製其它規格。

There are some standard size specifications provided for customers, or custom-made are also available.



- 標準顏色為淡灰色(RAL7035)，或可以自由訂製其它顏色。

The standard color is light grey (RAL7035) or custom-made colors are also available.

- 通用性強，款式靈活多樣，除可作一般商用、工業配電及控制用途外，還可按需要配裝成不同電氣性能的控制系統，如：通訊中心、馬達控制中心、自動化設備控制櫃、空調控制櫃、機床傳動控制櫃、水泵控制櫃等。

It is high universality with variety of styles and it can be used not only in the general commercial and industrial power distributions and control, it also can be assembled for different electrical control systems such as the Communication Center, MCC (Motor Control Center), PLC Control Board, AC Control Board, Transmission Control Board, Pump Control Board etc.

- 配件齊全，可按使用要求，組合出多種方案。另外，可根據特殊要求，選擇地使用安裝底板或支架安裝箱內之電氣元件。

A lot of accessories in order to assemble several solutions. Besides, the components could be installed by Mounting plates or supporting accessories according to the special requirements.




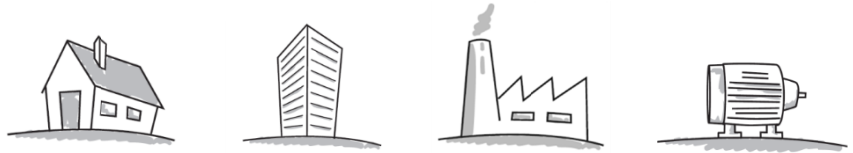
- 工業級別 Industrial Type
- 符合 BS EN / IEC / GB (歐盟, 英國, 中國)
Comply with BS EN / IEC / GB (EU, UK, China)
- 優越性能 Excellent performances



APPLICATIONS

The Modula Plus and Modula 630 is suitable to be used in all industrials

- Power plant | Power distribution systems | Power substation
- Industry factory
- Data Center | Commercial | Residential
- Mining
- Marine
- Water plant
- Transportation
- Chemical industry
- Petroleum and gas
- Equipment manufacturing



TECHNICAL DATA

■ 特 徵 Features

- 模塊化組件 **Delivered in kit form**
 - 隔離方式 **Partition types:**
Modula 630: Form 1, 2
Modula Plus: Form 1, 2, 3a, 3b, 4a, 4b
 - 外門 **Exterior door**
 - 鋼板門 **Plain door** / 玻璃門 **Glass door**
- 內門 **Interior door**
 - 單體式 **Single** | 模塊式 **Modular**
- 防護等級 **Degrees of protection**
 - IP30 / 41 / IP43 / IP55 / IP66
- 抗外部機械衝擊
Protected against external mechanical impacts
 - 鋼板門 **Plain door:** IK10
 - 玻璃門 **Glass door:** IK08

■ 標 準 Standards

- BS EN / IEC 60439-1, IEC 61439-1&2 (TTA)
(歐盟 **EU**, 英國 **UK**)
- GB 7251.1 (中國 **China**)

■ 材 料 Materials


- 結構 / 外部面板及門
Structure / External Panel and Doors:
 - Modula 630: 鋼板及噴粉, 厚度 1.2 ~ 2 mm
Steel Sheet, Powder Coated, Thickness 1.2~2 mm
 - Modula Plus: 鋼板及噴粉, 厚度 1 mm / 2mm
Steel sheet, Powder Coated, Thickness 1 / 2 mm
 - 選項不銹鋼板 **Stainless steel**
- 固定板及固定支架 **Mounting plates and profiles**
 - 鍍鋅鋼板 **Zinc galvanized steel sheet**
- 連接件 **Adaptor**
 - 鍍鋅鋼板 **Zinc galvanized steel sheet**
- 顏色 **Colors**
 - 外門: 淡灰色 **Light grey (RAL 7035)**
 - 內門: 淡灰色 **Light grey (RAL 7035) / RAL 7024**
 - 其它 (米黃色, 淺灰色, 蘋果綠, 白色或自選)
Other (cream, light grey, apple green, white or custom-made)

■ 電氣參數 Electrical Characteristics

- 額定電壓 **Rated voltage** : 690AC - 50/60Hz
- 額定電流 **Rated current** : 最大 **Max.**
Modula 630 (630 A)
Modula Plus (4000 A)
- 額定短時耐受電流 I_{cw} **Rated short current I_{cw}**
最大 Modula 630 (30 kA)
Modula Plus (85 kA) (1 秒)
Max. Modula 630 (30 kA)
Modula Plus (85kA) (1 sec.)

■ 標準尺寸 Standard Dimensions


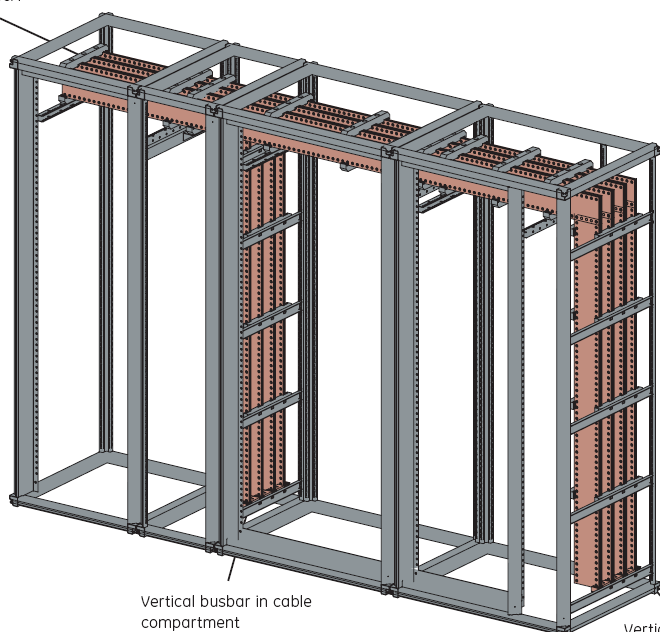
- 高(H) : Modula 630 (545~1910 mm)
Modula Plus (2000 mm)
- 寬(W) : Modula 630 (600, 900 mm)
Modula Plus (400, 650, 900 mm)
- 深(D) : Modula 630 (250, 300 mm)
Modula Plus (500, 700, 1000 mm)



ORDER INFORMATION

箱/櫃體型號 Enclosure Model	高度 H Height (mm)	寬度 W Width (mm)	深度 D Depth (mm)	內門 INT. Door	安裝支架/板 Supporting/ Mounting Plate
Modula 630					
YT-KP6-56250	545	600	250	YT-KP6-ID-56	YT-KP6-S/MP-56
YT-KP6-59250	545	900	250	YT-KP6-ID-59	YT-KP6-S/MP-59
YT-KP6-86250	845	600	250	YT-KP6-ID-86	YT-KP6-S/MP-86
YT-KP6-89250	845	900	250	YT-KP6-ID-89	YT-KP6-S/MP-89
YT-KP6-196250	1910	600	250	YT-KP6-ID-196	YT-KP6-S/MP-196
YT-KP6-199250	1910	900	250	YT-KP6-ID-199	YT-KP6-S/MP-199
Modula Plus					
YT-KPP-204500	2000	400	500	YT-KPP-ID-204	YT-KPP-S/MP-204
YT-KPP-206500	2000	650	500	YT-KPP-ID-206	YT-KPP-S/MP-206
YT-KPP-209500	2000	900	500	YT-KPP-ID-209	YT-KPP-S/MP-209
YT-KPP-204700	2000	400	700	YT-KPP-ID-204	YT-KPP-S/MP-204
YT-KPP-206700	2000	650	700	YT-KPP-ID-206	YT-KPP-S/MP-206
YT-KPP-209700	2000	900	700	YT-KPP-ID-209	YT-KPP-S/MP-209
YT-KPP-2041000	2000	400	1000	YT-KPP-ID-204	YT-KPP-S/MP-204
YT-KPP-2061000	2000	650	1000	YT-KPP-ID-206	YT-KPP-S/MP-206
YT-KPP-2091000	2000	900	1000	YT-KPP-ID-209	YT-KPP-S/MP-209

Horizontal busbar
up to 4000A



水平/垂直母線
Horizontal / Vertical busbar

Modula Plus

ORDERING NUMBERS


YT – KP6(P) – 86250 - P(G) - 55(30/41/43/55/66)

- IP (Degrees of protection): IP30 / 41 / 43 / 55 / 66
- Ext. door types: Plain/Glass/SSP/SSG (SS: Stainless Steel)
- Size: 845(H) x 600(W) x 250(D)
- Series & Model: KP - KenerPower
6 - Modula 630 | P – Modula Plus
- Brand: YATRON



ACCESSORIES



IP55/IP66 高質量門鎖
IP55/IP66 High quality Door Lock



IP55/IP66 帶鎖匙手柄
IP55/IP66 Handle with Key



4 極接線座 (63A, 125A, 160A, 400A, 630A)
4 Poles terminals (63A, 125A, 160A, 400A, 630A)



端子 Terminals

HEADQUARTER**YATRON Energy Group Co., Ltd.**

Add : 20/F, AIA Tower, 251A-301 Avenida Comercial de Macau, Macau
Tel : +853 28354053
Fax : +853 28354055

Macau**YATRON Engineering Co., Ltd.**

Add : 20/F, AIA Tower, 251A-301 Avenida Comercial de Macau, Macau
Tel : +853 28354053
Fax : +853 28354055

Hong Kong**YATRON Energy Technology Co., Ltd.****YATRON E&M Equipment (Hong Kong) Co., Limited**

Add : Level 8, Two Exchange Square, 8 Connaught Place, Central,
Hong Kong
Tel : +852 31674528
Fax : +852 22972289

China | Branch and Factory**YATRON E&M Equipment (Zhuhai) Co., Ltd.**

Add : No.12, Jin Heng Second Road, Jin Ding Science Industrial Park,
Zhuhai City, Guangdong Province, China
Tel : +86 756 8873662
Fax : +86 756 8873661

Taiwan**YATRON E&M Equipment Co., Ltd. Taiwan Branch**

Add : Level 37, Taipei 101 Tower, No. 7, Section 5, Xinyi Road,
Taipei 110, Taiwan
Tel : +886 2 87292902
Fax : +886 2 87582889

Taiwan | R&D Center and Factory**YATRON E&M Equipment Co., Ltd.****Malaysia | Headquarter of ASEAN****YATRON Energy (Malaysia) Co., Ltd.**

Add : Level 20, Menara Standard Chartered No. 30, Jalan Sultan Ismail
50250 Kuala Lumpur
Tel : +60 3 21175255
Fax : +60 3 21175256

Intelligence Makes the Dream Come True

www.yatrongroup.com

sales@yatrongroup.com